



US00D581352S

(12) **United States Design Patent**
Harvey

(10) **Patent No.:** **US D581,352 S**

(45) **Date of Patent:** **** Nov. 25, 2008**

(54) **TIRE SIDEWALL**

(75) Inventor: **Delwyn Lovell Harvey**, North Canton,
OH (US)

(73) Assignee: **The Goodyear Tire & Rubber**
Company, Akron, OH (US)

(**) Term: **14 Years**

(21) Appl. No.: **29/320,170**

(22) Filed: **Jun. 23, 2008**

(51) **LOC (8) Cl.** **12-15**

(52) **U.S. Cl.** **D12/605**

(58) **Field of Classification Search** D12/500-501,
D12/544, 579, 600, 605; 152/523-524, DIG. 12,
152/555

See application file for complete search history.

(56) **References Cited**

U.S. PATENT DOCUMENTS

D452,203 S	12/2001	Kajkawa	D12/152
D492,648 S	7/2004	Maxwell et al.	D12/605
D506,435 S	6/2005	Maxwell et al.	D12/605
D517,003 S	3/2006	Shondel	D12/605
D540,250 S	4/2007	Shondel	D12/605
D540,740 S	4/2007	Maxwell et al.	D12/605
D543,497 S	5/2007	Maxwell et al.	D12/605
D543,932 S *	6/2007	Shondel	D12/605
D543,933 S	6/2007	Shondel	D12/605

D547,261 S *	7/2007	Shondel	D12/605
D549,168 S	8/2007	Shondel et al.	D12/605
D550,151 S *	9/2007	Maxwell	D12/605
D557,202 S *	12/2007	Shondel	D12/605
D558,138 S *	12/2007	Shondel	D12/605
D561,089 S *	2/2008	Maxwell	D12/605
D563,310 S *	3/2008	Shondel	D12/605
D567,169 S *	4/2008	Maxwell et al.	D12/605
D568,236 S *	5/2008	Holden et al.	D12/605

* cited by examiner

Primary Examiner—Stacia Cadmus

(74) *Attorney, Agent, or Firm*—Richard B. O’Planick

(57) **CLAIM**

The ornamental design for a tire sidewall, as shown and described.

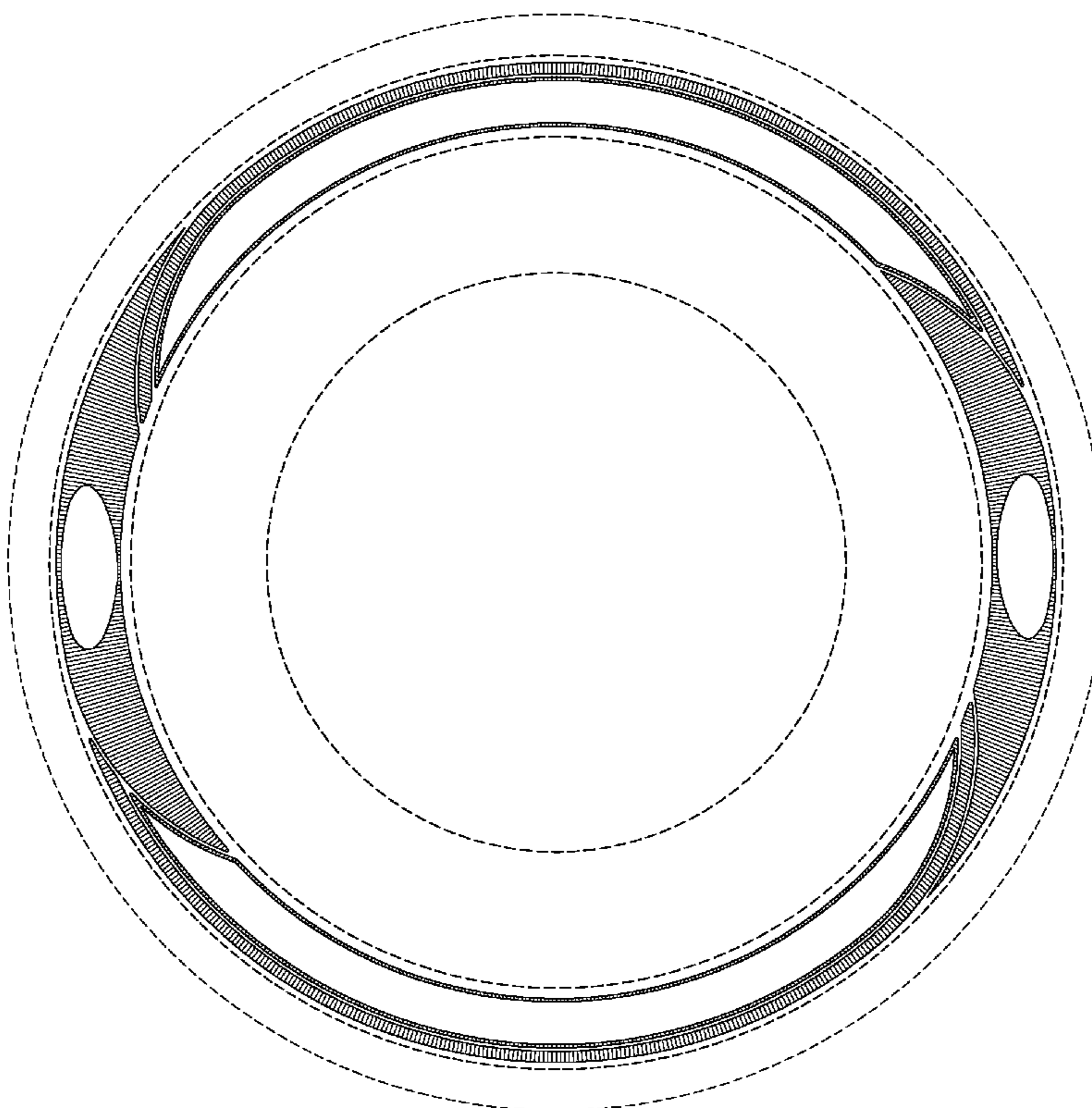
DESCRIPTION

FIG. 1 is a front elevational view of a tire sidewall showing my new design; and,

FIG. 2 is a front elevational view of a second embodiment thereof showing the disclaimed portions of FIG. 1 in solid lines.

The broken lines defining the tire tread, inner bead and the peripheral boundary between the tire tread and the sidewall in FIG. 1 are for illustrative purposes only and forms no part of the claimed design.

1 Claim, 2 Drawing Sheets



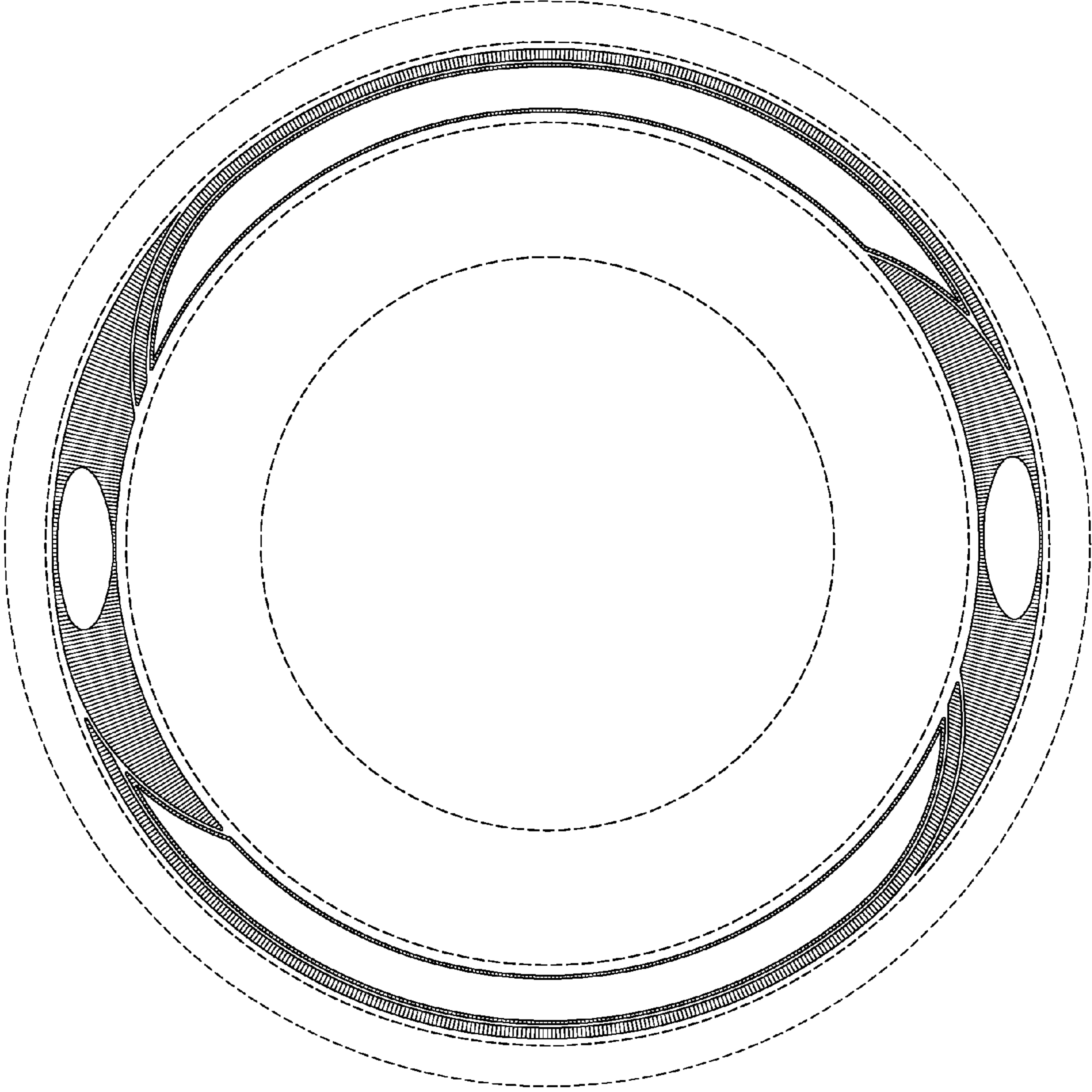


FIG-1

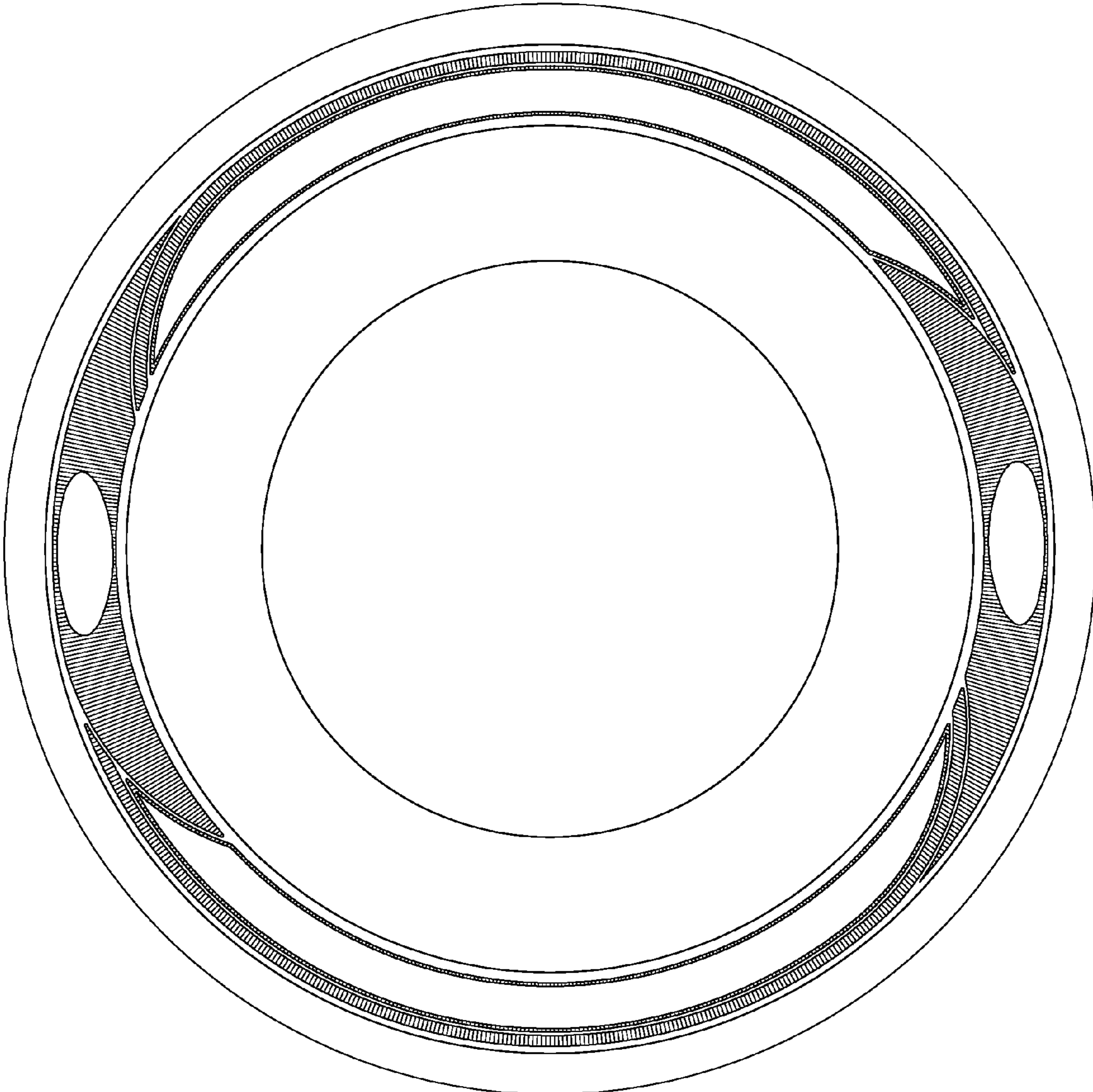


FIG-2