



US00D581349S

(12) **United States Design Patent**  
**Ibaraki**

(10) **Patent No.:** **US D581,349 S**  
(45) **Date of Patent:** **\*\* Nov. 25, 2008**

(54) **AUTOMOBILE TIRE**

D535,248 S \* 1/2007 Ashton et al. .... D12/553  
D549,158 S \* 8/2007 Heinen et al. .... D12/552

(75) Inventor: **Daisuke Ibaraki**, Osaka (JP)

**FOREIGN PATENT DOCUMENTS**

(73) Assignee: **Toyo Tire & Rubber Co., Ltd.**,  
Osaka-shi (JP)

JP 1232263 S 1/2005  
JP 1320230 S 12/2007

(\*\*) Term: **14 Years**

\* cited by examiner

(21) Appl. No.: **29/304,906**

*Primary Examiner*—Stacia Cadmus

(22) Filed: **Mar. 10, 2008**

(74) *Attorney, Agent, or Firm*—Westerman, Hattori, Daniels  
& Adrian, LLP.

(30) **Foreign Application Priority Data**

(57) **CLAIM**

Sep. 11, 2007 (JP) ..... 2007-027705

The ornamental design for an automobile tire, as shown and described.

(51) **LOC (8) Cl.** ..... **12-15**

(52) **U.S. Cl.** ..... **D12/552**

(58) **Field of Classification Search** ..... D12/533-534,  
D12/537, 546, 551-556, 563-565, 567, 579-581,  
D12/583, 586-59, 901; 152/209.1, 209.9-209.15,  
152/209.25, 209.28

**DESCRIPTION**

See application file for complete search history.

FIG. 1 is a front view thereof;

FIG. 2 is a rear view thereof;

FIG. 3 is a left-side view thereof;

FIG. 4 is a right-side thereof;

FIG. 5 is a perspective view thereof;

FIG. 6 is a reference front view, a part of its tread painted black; and,

FIG. 7 is an enlarged cross-section view taken along the line A—A in FIG. 6.

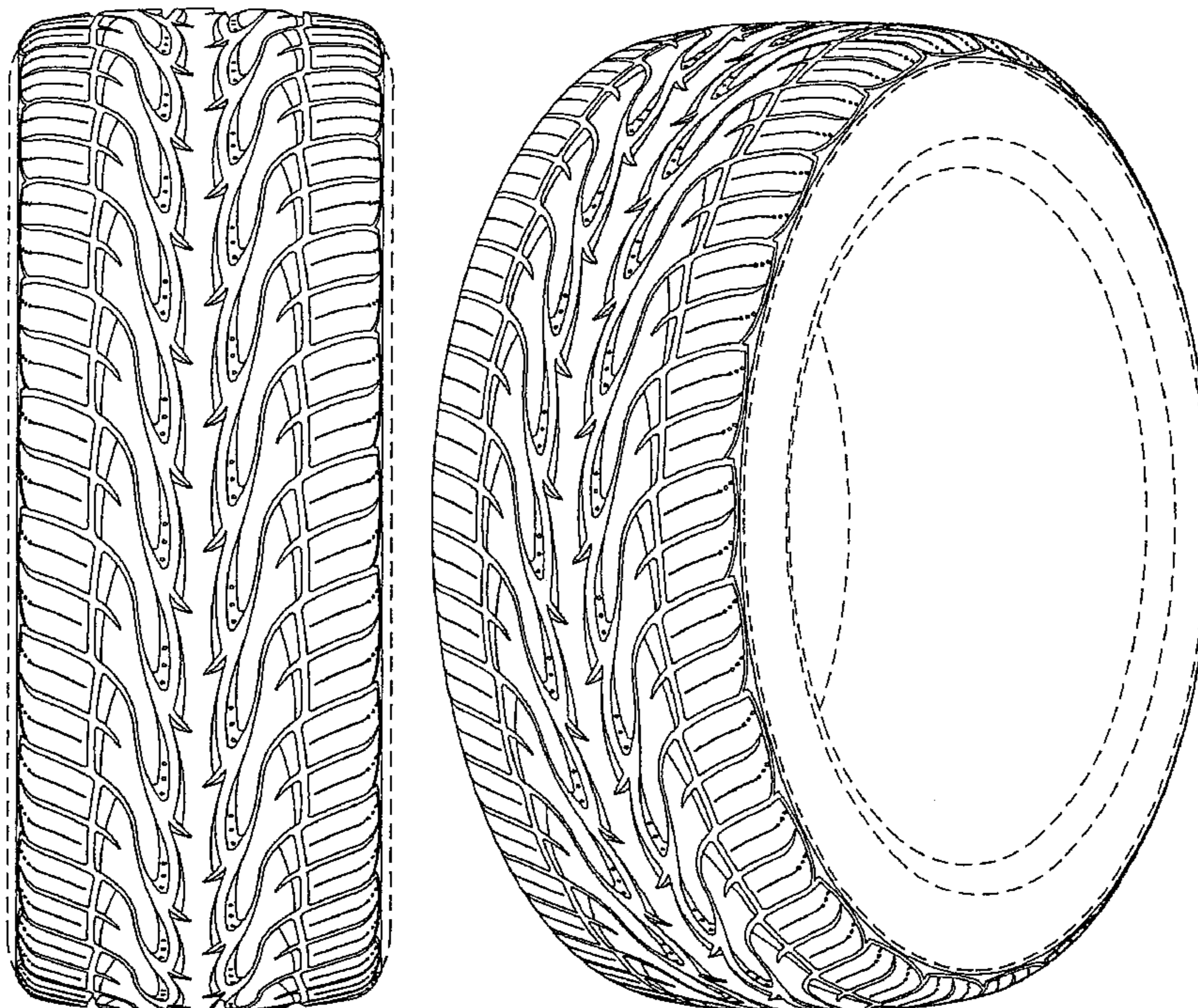
The broken lines in the drawings are for illustrate purposes only, and form no part of the claimed design.

(56) **References Cited**

**U.S. PATENT DOCUMENTS**

D349,478 S \* 8/1994 Himuro ..... D12/552  
D366,020 S \* 1/1996 Himuro et al. .... D12/552  
D416,836 S 11/1999 Himuro  
D427,953 S \* 7/2000 Murata ..... D12/552  
D500,731 S \* 1/2005 Lo ..... D12/552  
D500,983 S \* 1/2005 Lo ..... D12/552  
D514,059 S \* 1/2006 Dixon ..... D12/552  
D534,482 S \* 1/2007 Schmalix et al. .... D12/553

**1 Claim, 7 Drawing Sheets**



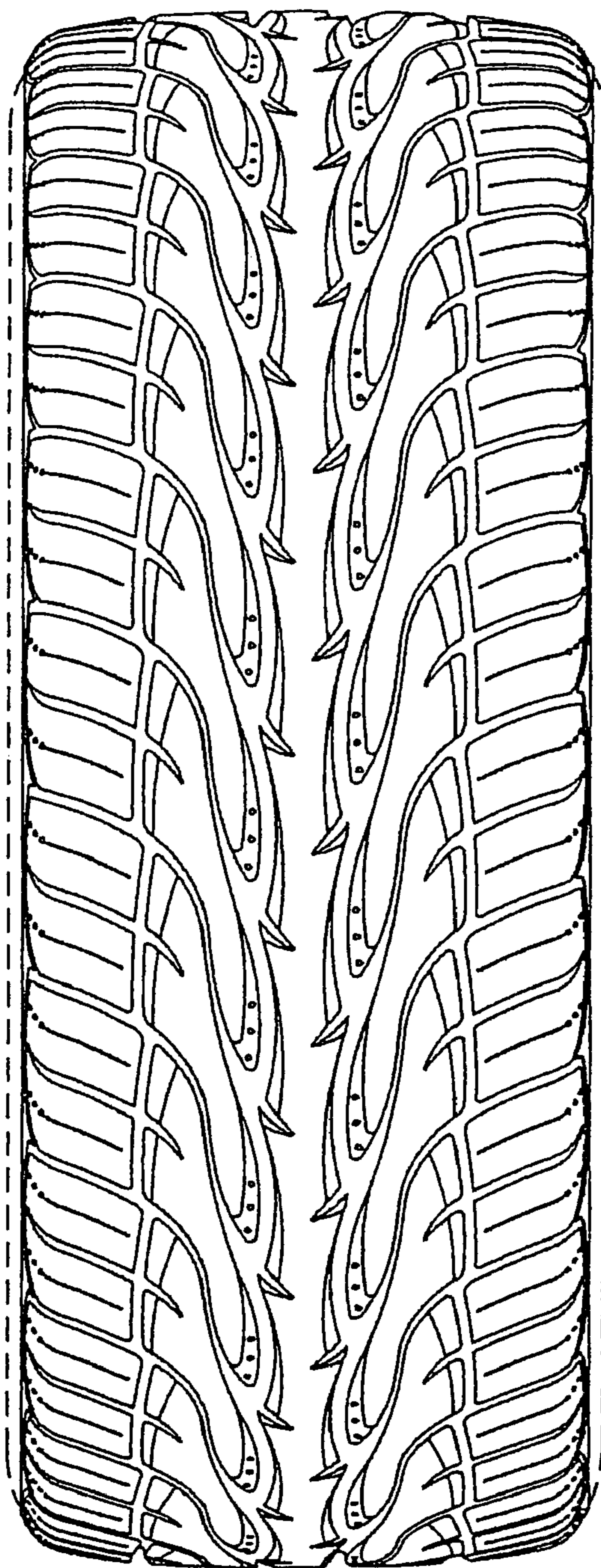


FIG. 1



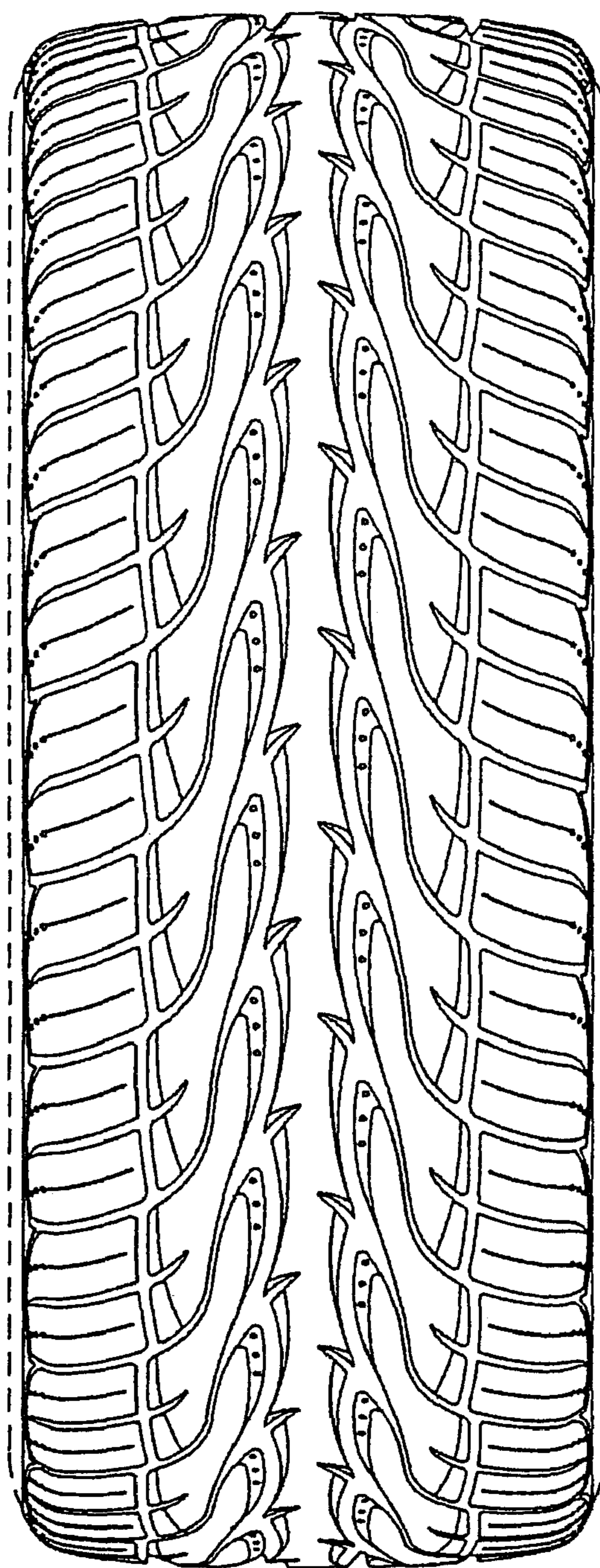


FIG.2




FIG.3




FIG.4



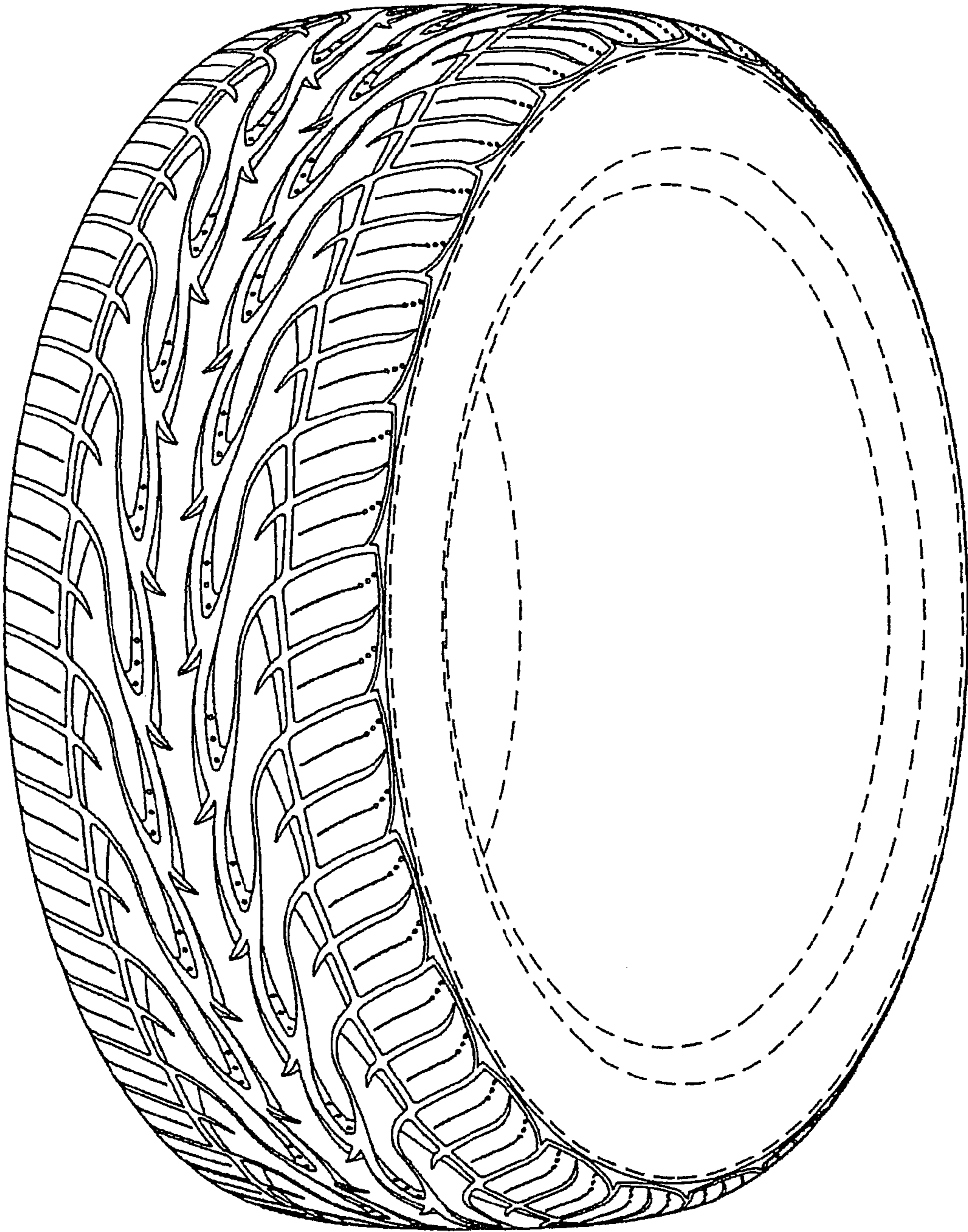


FIG.5

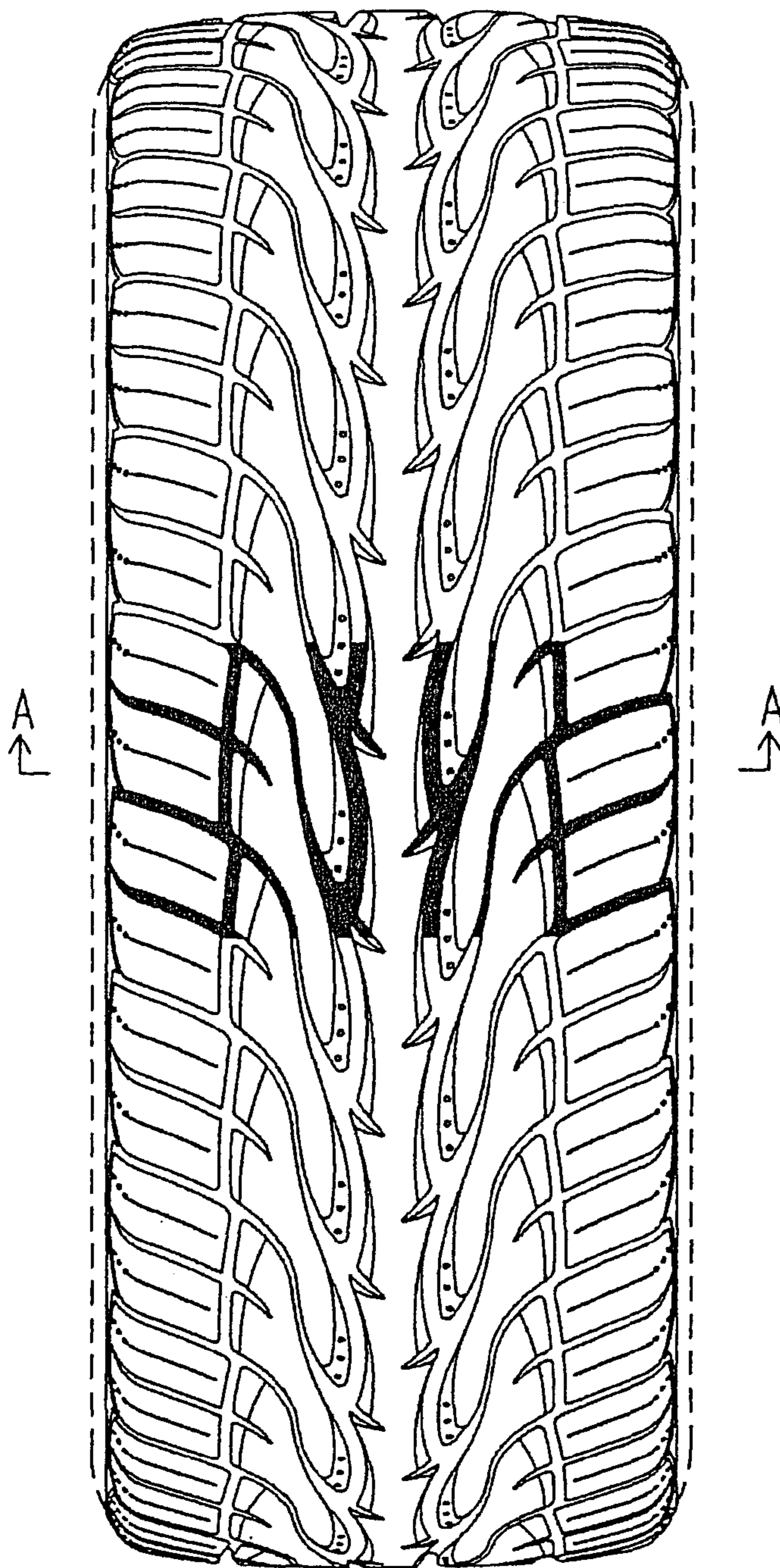


FIG. 6




FIG.7