

US00D581335S

(12) **United States Design Patent**  
**Contreras**

(10) **Patent No.:** **US D581,335 S**

(45) **Date of Patent:** **\*\* Nov. 25, 2008**

(54) **SPLIT FLOW MUFFLER**

(75) Inventor: **Manuel Preciado Contreras**, Sand Springs, OK (US)

(73) Assignee: **Manuel P. Contreas**, Corona, CA (US)

(\*\*) Term: **14 Years**

(21) Appl. No.: **29/279,480**

(22) Filed: **May 2, 2007**

(51) **LOC (8) Cl.** ..... **12-16**

(52) **U.S. Cl.** ..... **D12/194**

(58) **Field of Classification Search** ..... D12/86,  
D12/90, 91, 92, 167, 169, 170, 196, 194,  
D12/206, 209; 280/152.1, 152.2, 152.3,  
280/160.1, 304.3, 770, 848, 852; 29/890.08;  
293/105, 113, 115; 296/180.1, 180.2, 77.1,  
296/78.1, 85; 60/313, 323; D23/393; D15/5;  
454/69, 71, 81; 181/227, 228, 247, 248,  
181/249, 250, 251, 264, 282; 180/225, 229,  
180/296, 309, 89.2, 219; D9/424, 425, 427,  
D9/432, 433, 445

See application file for complete search history.

(56) **References Cited**

**U.S. PATENT DOCUMENTS**

3,670,844 A \* 6/1972 Penfold, Jr. .... 181/240

D226,905 S \* 5/1973 Buckalew ..... D12/194

3,776,364 A \* 12/1973 Van Doeren ..... 181/228

D406,089 S \* 2/1999 Burns ..... D12/194

D528,488 S \* 9/2006 Webb ..... D12/194

\* cited by examiner

*Primary Examiner*—Louis S Zarfaz

*Assistant Examiner*—Michael A Pratt

(57) **CLAIM**

The ornamental design for a split flow muffler, as shown and described.

**DESCRIPTION**

FIG. 1 is a left side elevation view of the split flow muffler showing my new design, the right side being a mirror image

FIG. 2 is a top plan view thereof,

FIG. 3 is an enlarged perspective view thereof;

FIG. 4 is an enlarged right side elevation view thereof; and,

FIG. 5 is perspective elevation view thereof.

**1 Claim, 5 Drawing Sheets**






FIG. 1




Fig. 2



FIG. 3

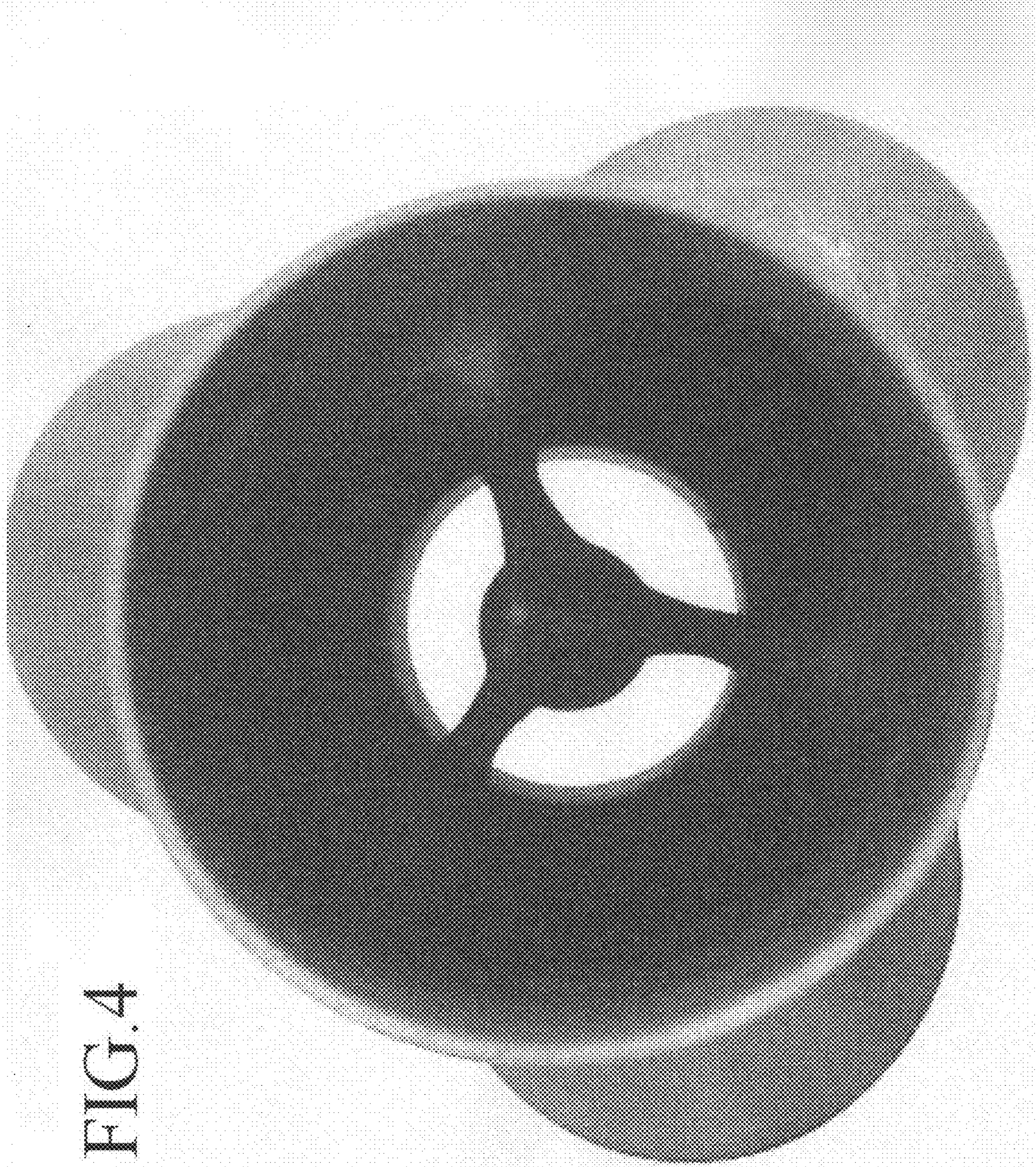


FIG.4



FIG. 5