



US00D581323S

(12) **United States Design Patent**
Toussaint

(10) **Patent No.:** **US D581,323 S**

(45) **Date of Patent:** **** Nov. 25, 2008**

(54) **PERAMBULATOR**

(75) Inventor: **Fredericus Toussaint**, Le Havre (FR)

(73) Assignee: **WF International Holding B.V.** (NL)

(**) Term: **14 Years**

(21) Appl. No.: **29/246,299**

(22) Filed: **Mar. 30, 2006**

(30) **Foreign Application Priority Data**

Apr. 10, 2005 (EM) 000410469-0002

(51) **LOC (8) Cl.** **12-12**

(52) **U.S. Cl.** **D12/129**

(58) **Field of Classification Search** D12/128-133,
D12/16, 85; 267/5; 135/65-67, 74, 912;
280/62, 647-650, 29, 200, 47.38, 250.1,
280/259, 642, 658; 297/DIG. 4; 296/65.03,
296/65.04; 224/409; D6/364; D34/15; 180/6.5,
180/65.1, 65.6, 65.8, 208, 907, 906

See application file for complete search history.

(56) **References Cited**

U.S. PATENT DOCUMENTS

4,706,986 A * 11/1987 Kassai 280/642
D325,894 S * 5/1992 Kato et al. D12/129
5,605,409 A * 2/1997 Haut et al. 403/102
5,676,386 A * 10/1997 Huang 280/30
5,845,924 A * 12/1998 Huang 280/642
6,302,613 B1 * 10/2001 Lan 403/102

6,402,186 B1 * 6/2002 Garland 280/647
D463,332 S * 9/2002 Wu D12/129
D480,994 S * 10/2003 Grohmann D12/129
D519,422 S * 4/2006 Huang D12/129
7,021,651 B2 * 4/2006 Lan 280/642
7,032,922 B1 * 4/2006 Lan 280/648
D532,721 S * 11/2006 Wu et al. D12/129

FOREIGN PATENT DOCUMENTS

EM 000049655-0002 * 3/2003

* cited by examiner

Primary Examiner—Charles A. Rademaker

Assistant Examiner—Charles D Hanson

(74) *Attorney, Agent, or Firm*—DLA Piper LLP (US);
Jennifer E. Lacroix

(57) **CLAIM**

The ornamental design for a perambulator, as shown and described.

DESCRIPTION

FIG. 1 is a front perspective view of a perambulator showing my new design;

FIG. 2 is a rear perspective view thereof;

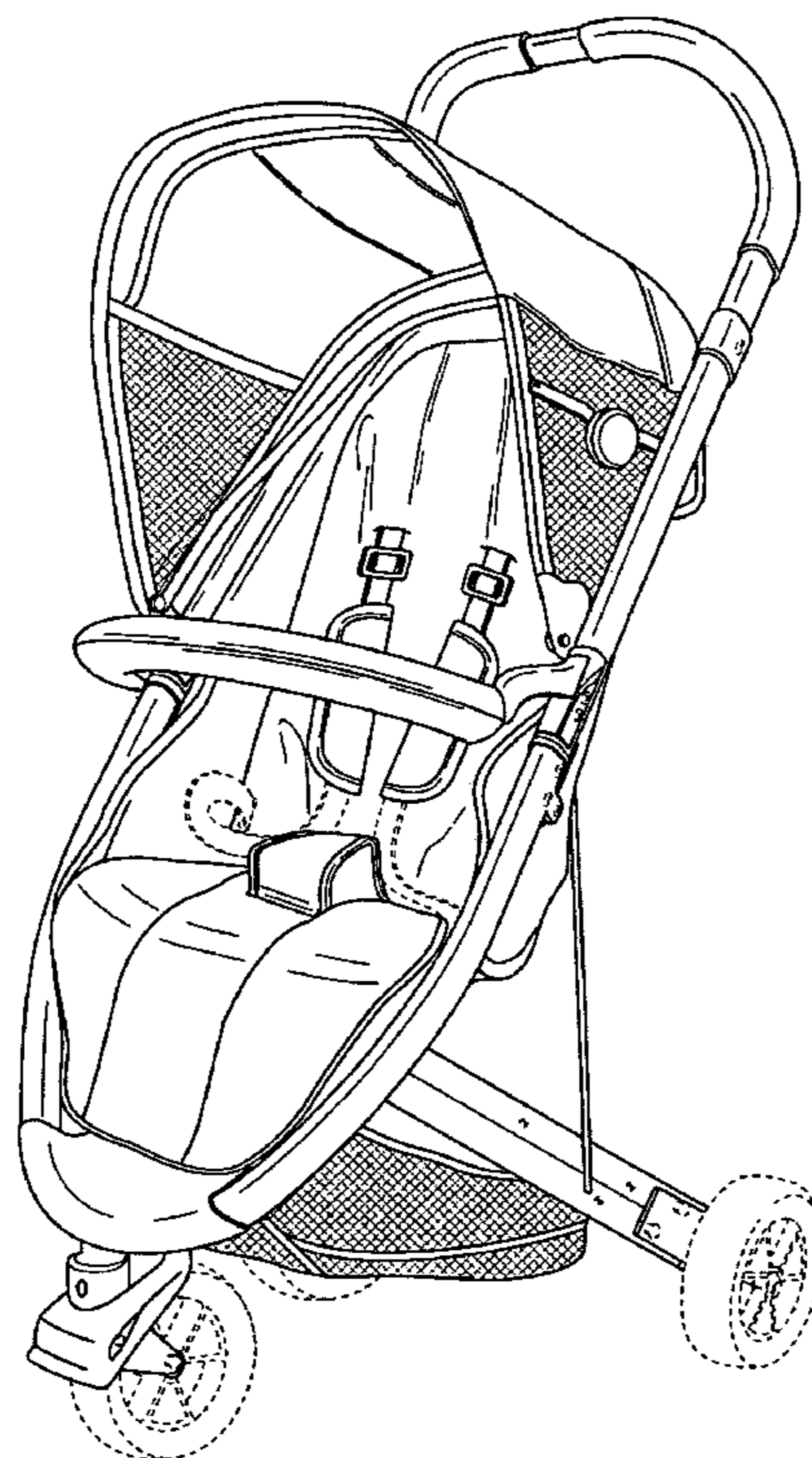
FIG. 3 is a front elevation view thereof;

FIG. 4 is a rear elevation view thereof; and,

FIG. 5 is a left elevation view thereof.

The broken lines shown in the drawings illustrate environment and form no part of the claimed design.

1 Claim, 5 Drawing Sheets



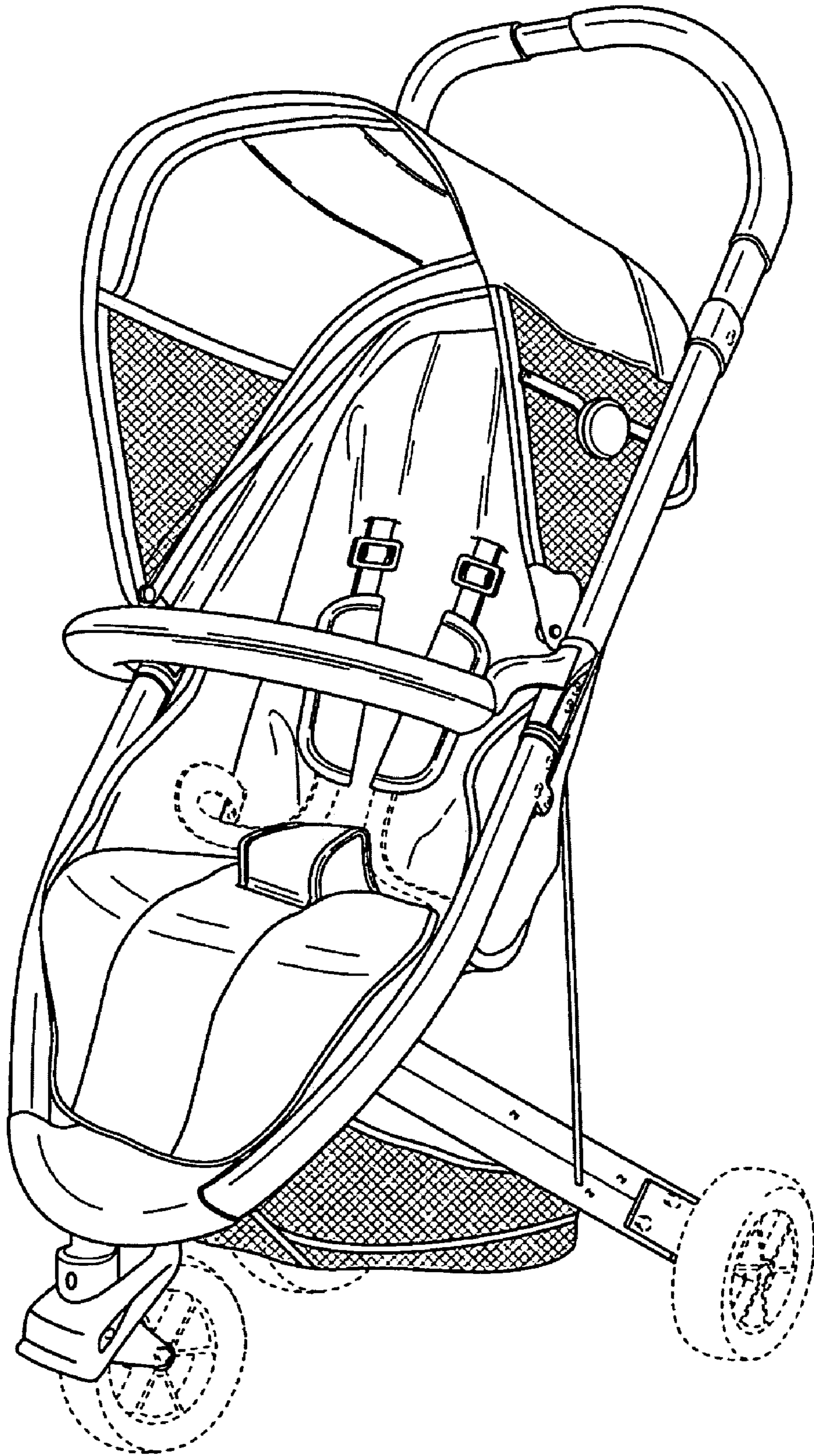


FIG. 1

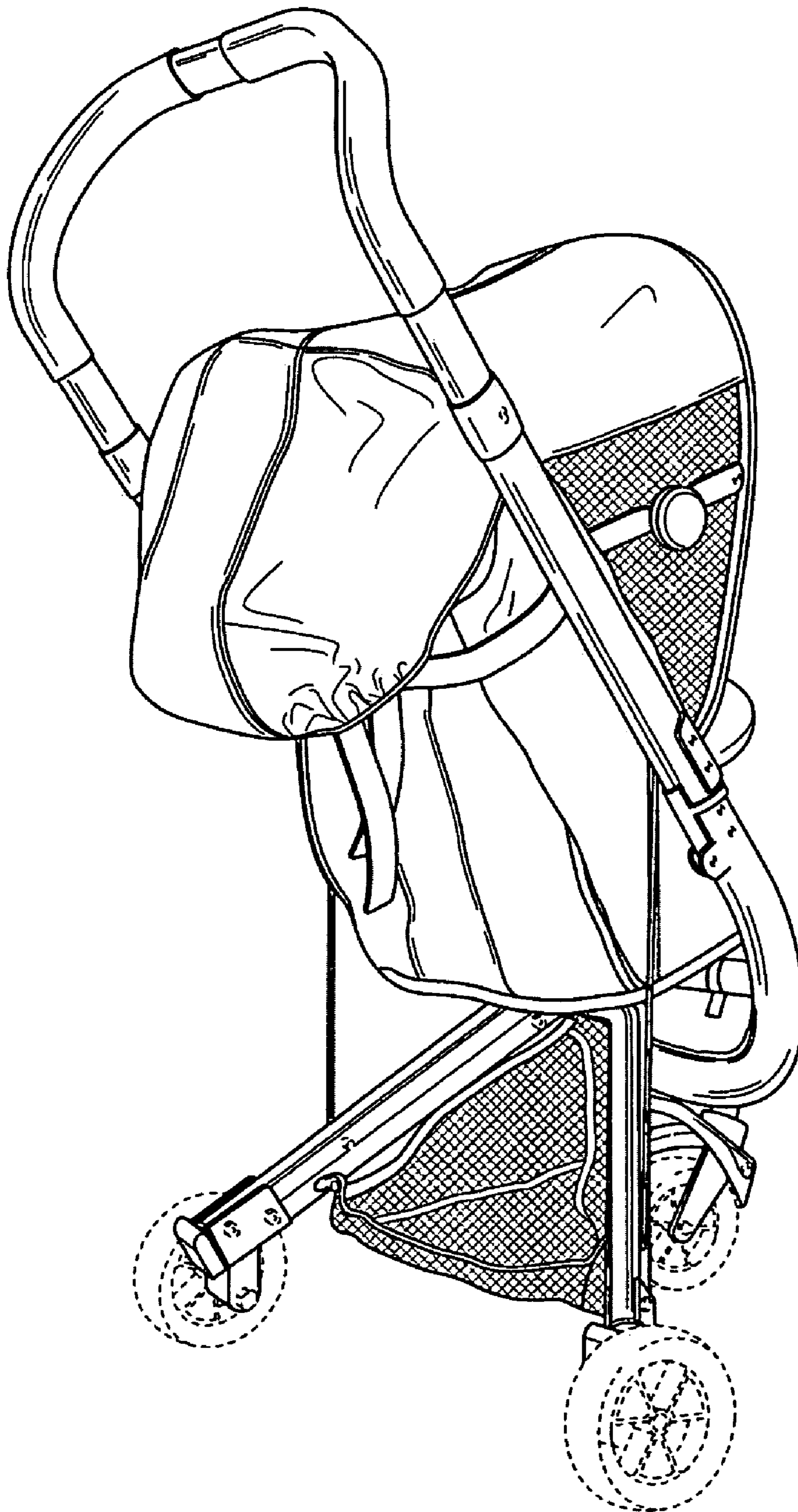


FIG. 2

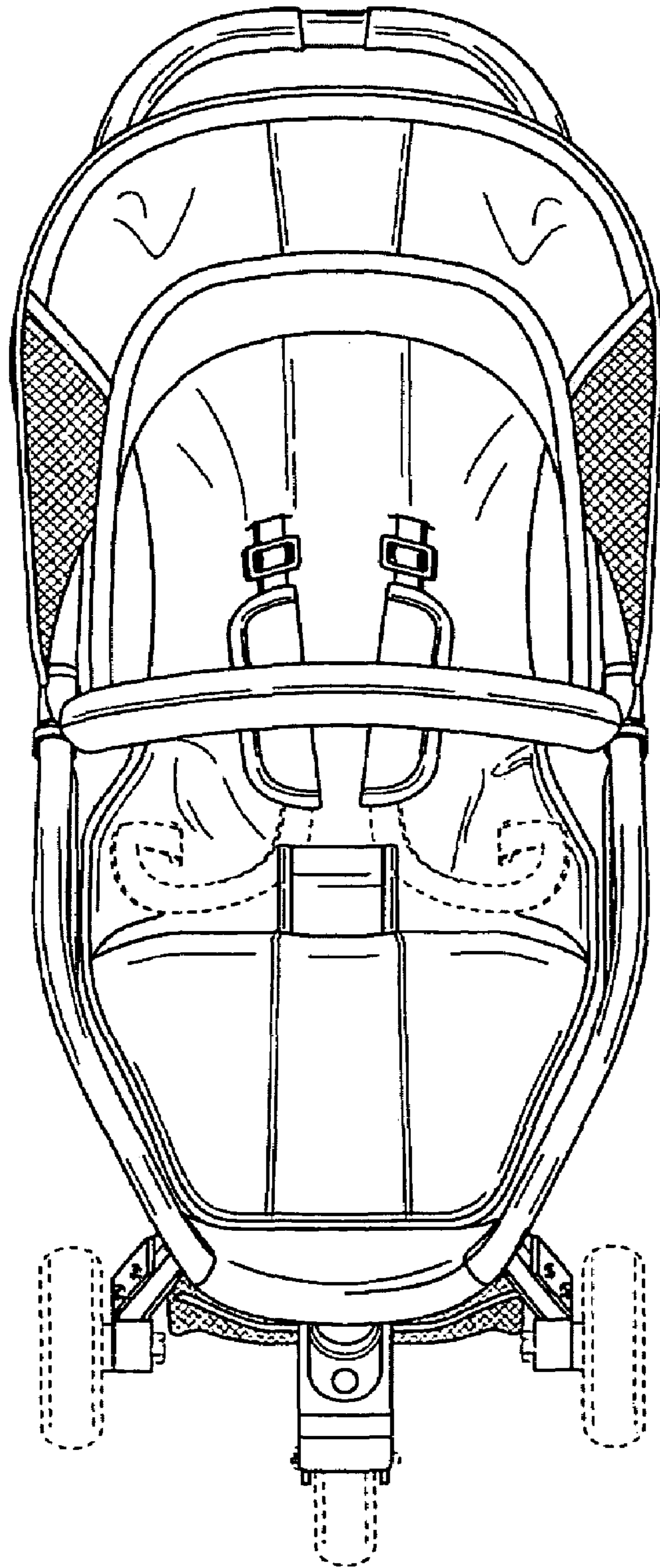


FIG. 3

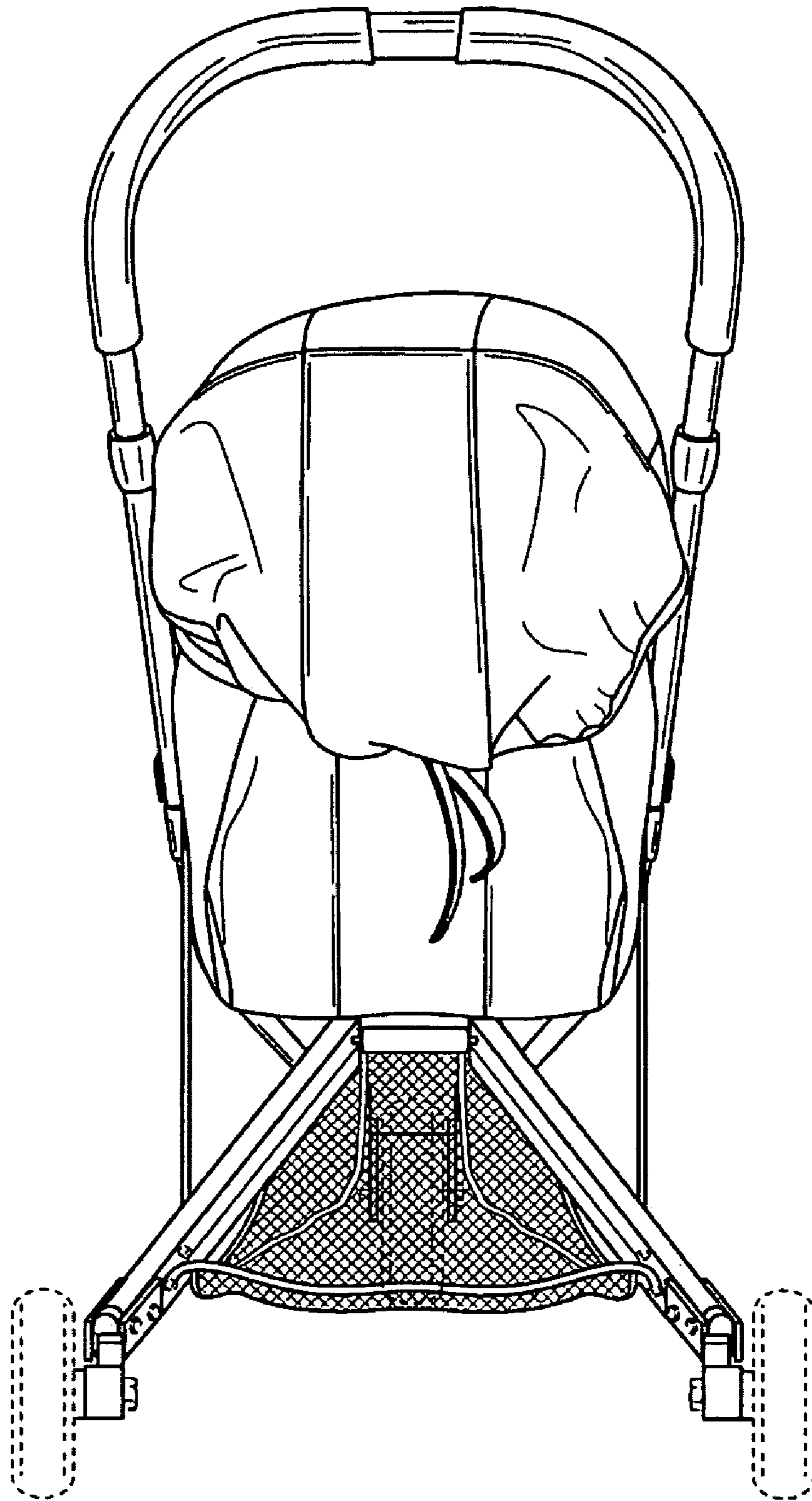


FIG. 4

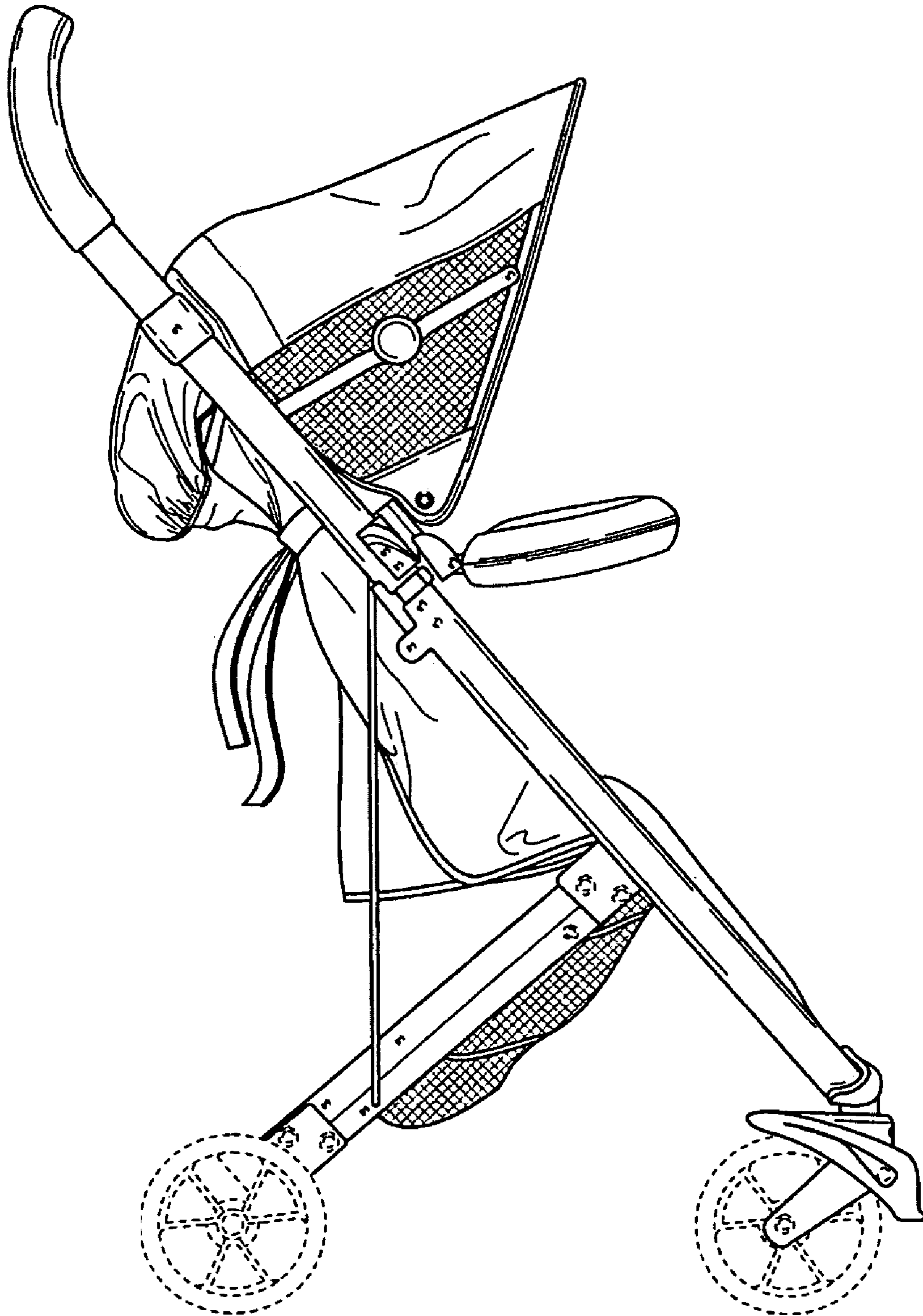


FIG. 5