



US00D581318S

(12) **United States Design Patent**
Gabath et al.

(10) **Patent No.:** **US D581,318 S**

(45) **Date of Patent:** **** Nov. 25, 2008**

(54) **VEHICLE, TOY, AND/OR OTHER REPLICAS**

(57) **CLAIM**

(75) Inventors: **Peter Gabath**, Jesenwang (DE); **Marc Michael Markefka**, Munich (DE)

The ornamental design for a vehicle, toy, and/or other replicas, as shown and described.

(73) Assignee: **Bayerische Motoren Werke Aktiengesellschaft**, Munich (DE)

DESCRIPTION

(**) Term: **14 Years**

This application is related to the following co-pending applications:

(21) Appl. No.: **29/290,181**

Application Ser. 29/290,179, entitled "Trunk Lid for a Vehicle";

(22) Filed: **Nov. 1, 2007**

Application Ser. No. 29/290,180, entitled "Front Bumper for a Vehicle";

(30) **Foreign Application Priority Data**

Application Ser. No. 29/290,178, entitled "Rear Bumper for a Vehicle";

May 2, 2007 (DE) 4 07 02 393

Application Ser. No. 29/290,177, entitled "Rear Fender for a Vehicle";

(51) **LOC (8) Cl.** **12-08**

Application Ser. No. 29/290,182, entitled "Cladding of a Front Bumper for a Vehicle";

(52) **U.S. Cl.** **D12/92**

(58) **Field of Classification Search** D12/86,
D12/90-92; 296/181.1, 181.5

Application Ser. No. 29/290,183, entitled "Rear Bumper for a Vehicle"; and

See application file for complete search history.

Application Ser. No. 29/290,184, entitled "Sill for a Vehicle".

(56) **References Cited**

FIG. 1 is a left, front perspective view of a vehicle, toy, and/or other replicas according to our novel design, the right, front perspective view being mirror symmetrical;

U.S. PATENT DOCUMENTS

D483,298 S *	12/2003	van Hooydonk	D12/92
D500,709 S *	1/2005	van Hooydonk	D12/92
D509,771 S *	9/2005	Elmitt	D12/92
D514,985 S *	2/2006	Nagashima	D12/92
D521,907 S *	5/2006	Elmitt	D12/92
D571,258 S *	6/2008	Baum	D12/92

FIG. 2 is a left, rear perspective view thereof, the right, rear perspective view being mirror symmetrical;

FIG. 3 is a left side view thereof;

FIG. 4 is a right side view thereof;

FIG. 5 is a front view thereof;

FIG. 6 is a rear view thereof; and,


FIG. 7 is a top view thereof.

* cited by examiner

The broken lines are for illustrative purposes only and form no part of the claimed design.

Primary Examiner—Melody N Brown
(74) *Attorney, Agent, or Firm*—Crowell & Moring LLP

1 Claim, 6 Drawing Sheets



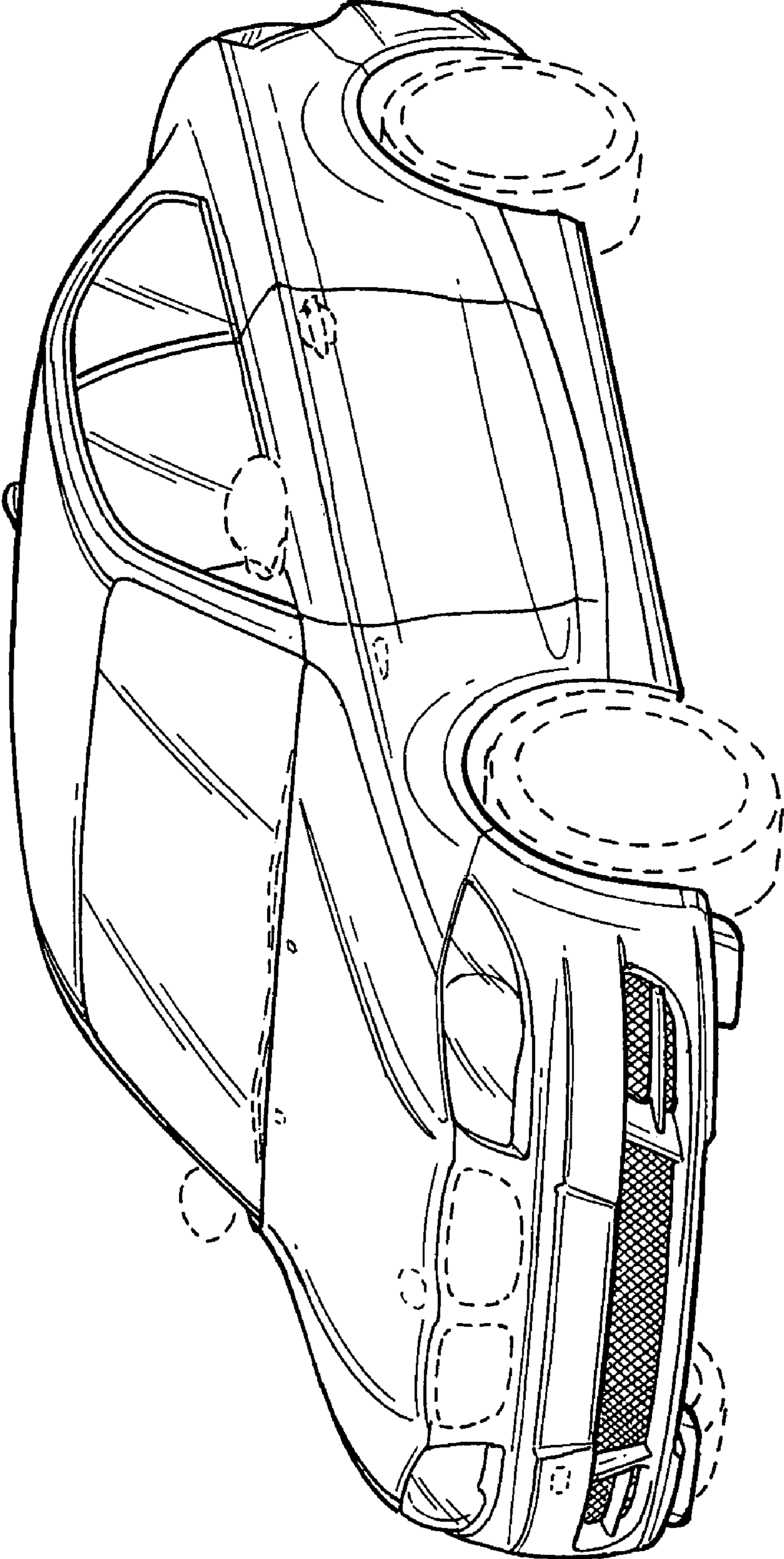


FIG. 1

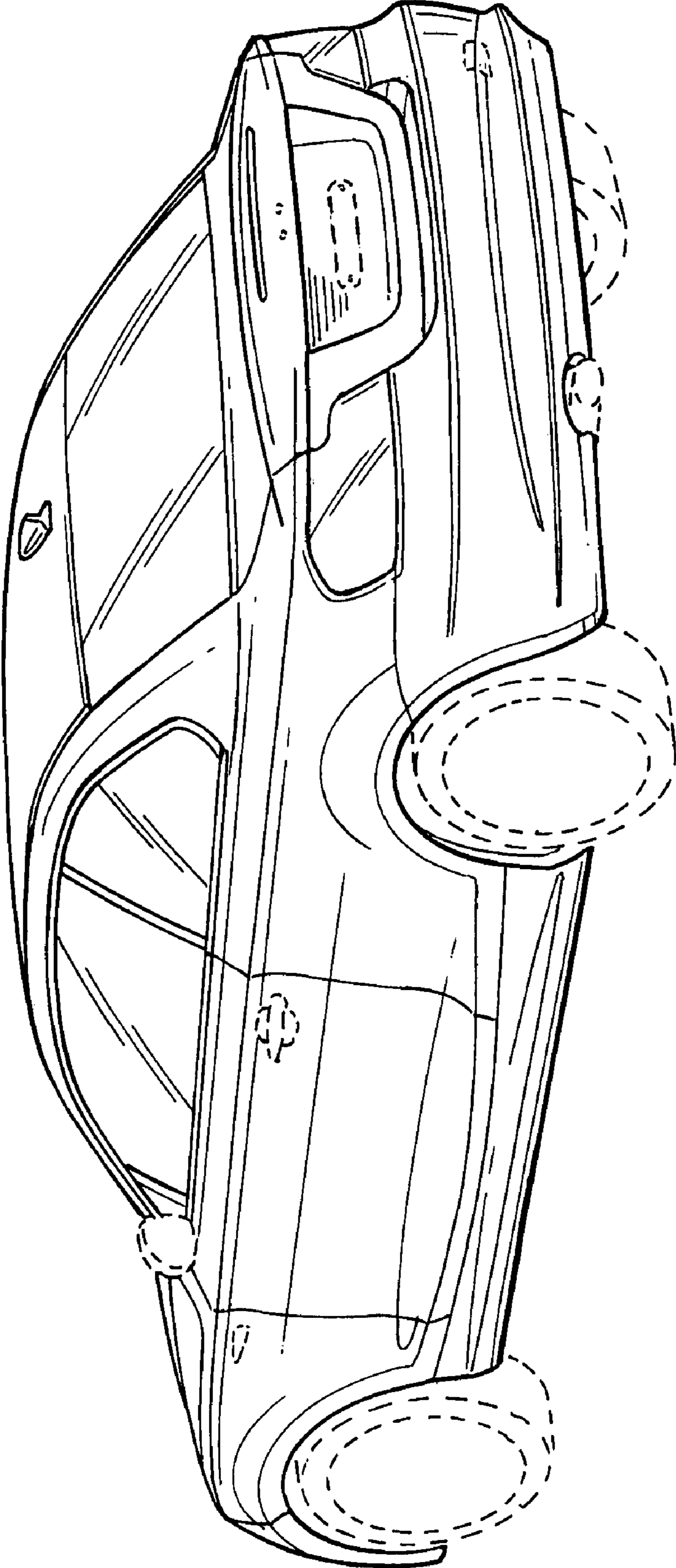


FIG. 2

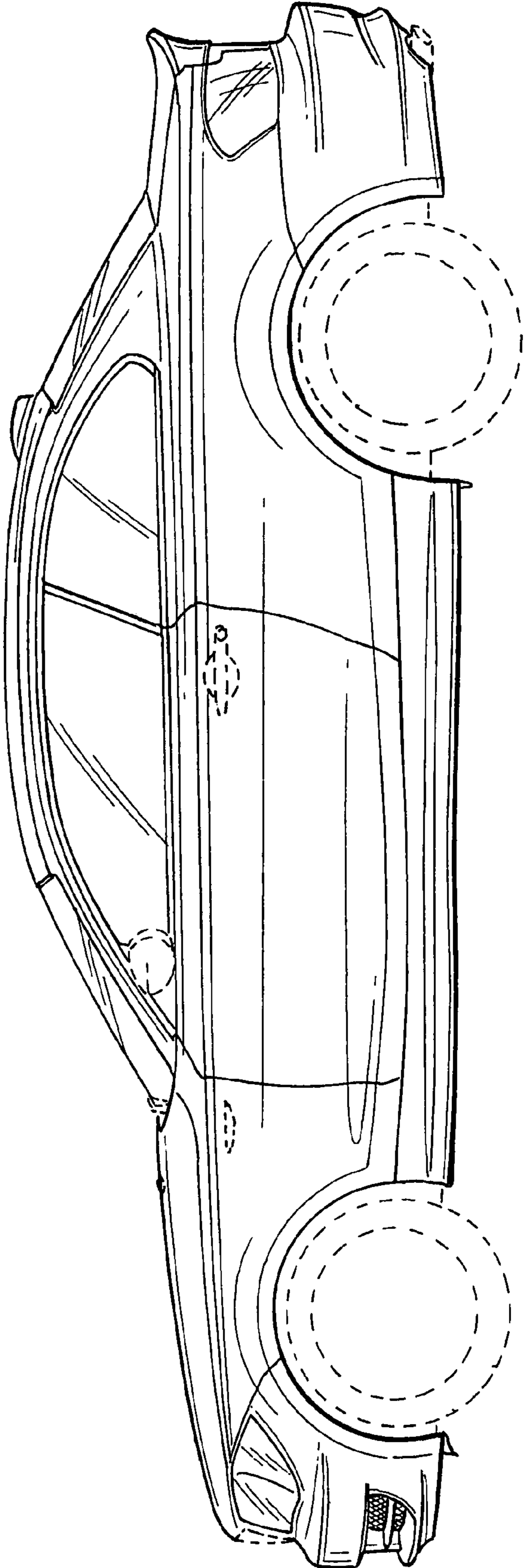


FIG. 3

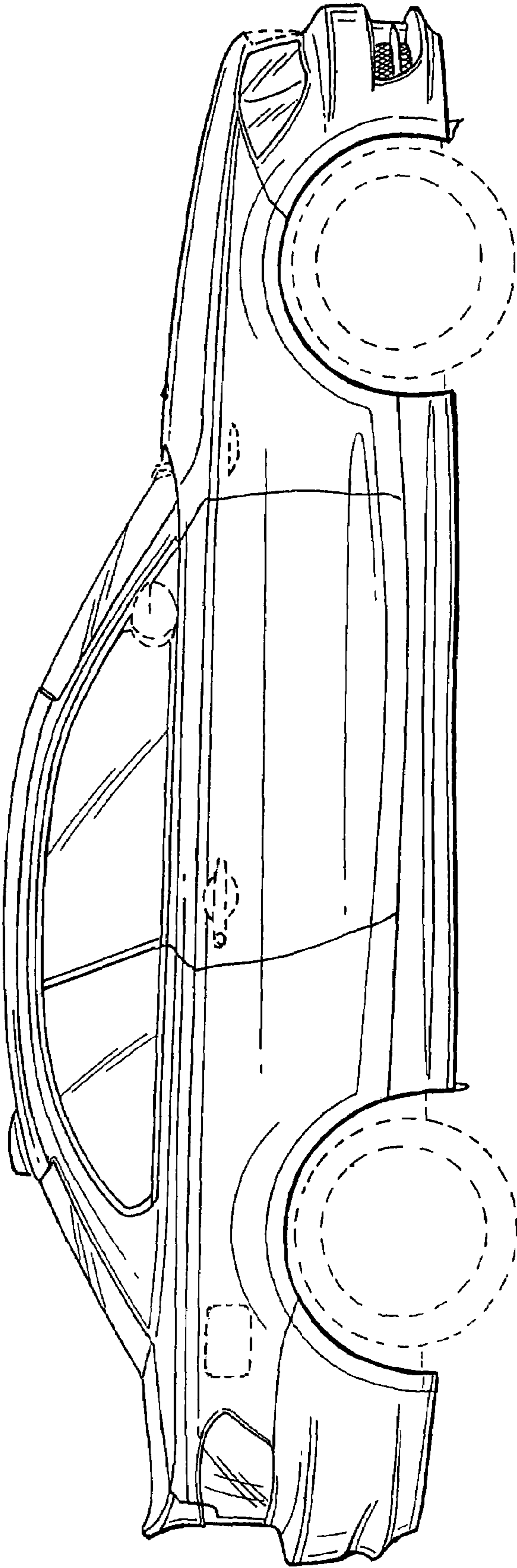


FIG. 4




FIG. 5




FIG. 6

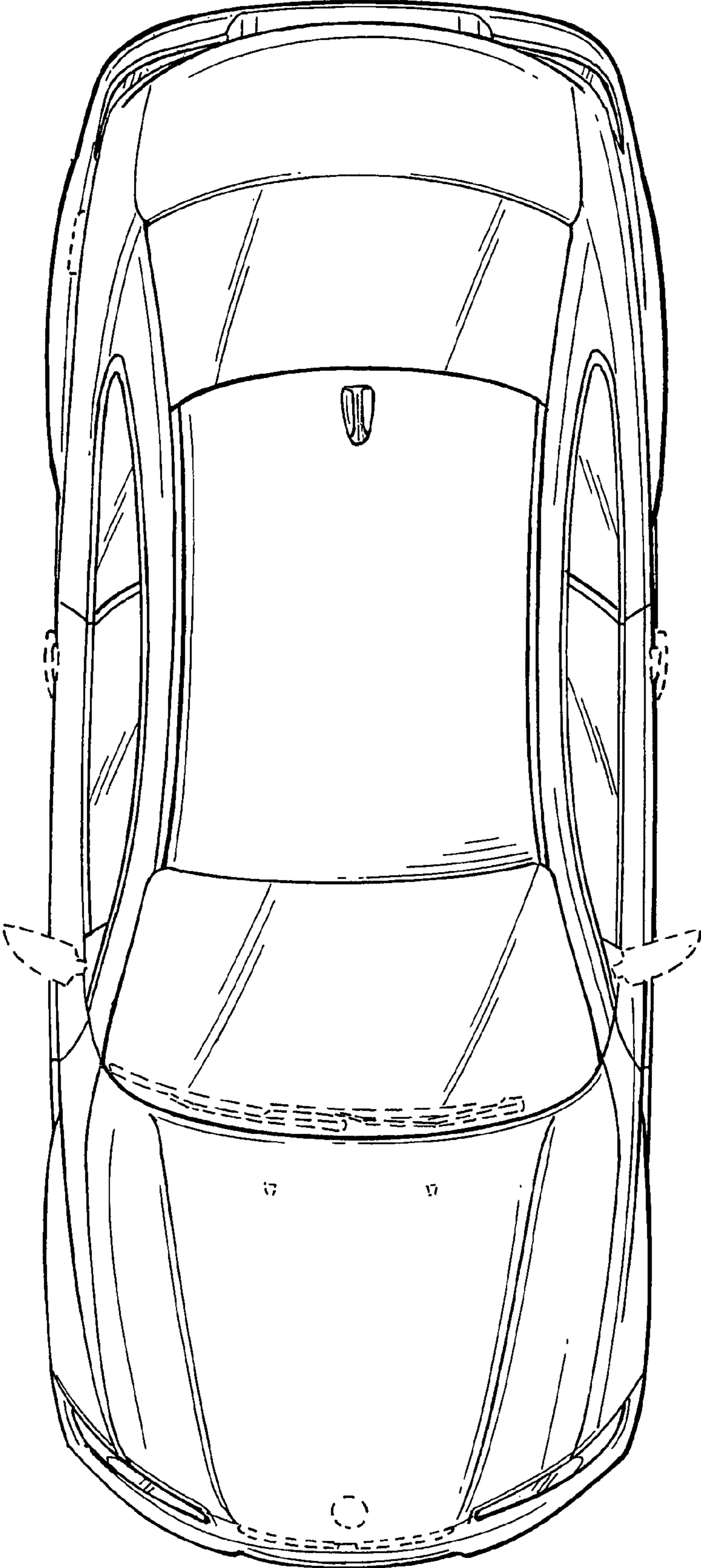


FIG. 7