



US00D581317S

(12) **United States Design Patent**
Zheng

(10) **Patent No.:** **US D581,317 S**

(45) **Date of Patent:** **** Nov. 25, 2008**

(54) **AUTOMOBILE**

(75) Inventor: **Chunhong Zheng**, Baoding (CN)

(73) Assignee: **Great Wall Motor Company Limited**,
Baoding (CN)

(**) Term: **14 Years**

(21) Appl. No.: **29/283,044**

(22) Filed: **Aug. 4, 2007**

(30) **Foreign Application Priority Data**

Feb. 7, 2007 (CN) 2007 3 0000992

(51) **LOC (8) Cl.** **12-08**

(52) **U.S. Cl.** **D12/90**

(58) **Field of Classification Search** D12/86,
D12/90-92; 296/181.1, 181.5

See application file for complete search history.

(56) **References Cited**

U.S. PATENT DOCUMENTS

D531,087 S * 10/2006 Newton D12/91

D541,702 S * 5/2007 D'Aprile et al. D12/91

D563,833 S * 3/2008 Suga et al. D12/91

D564,412 S * 3/2008 Suga et al. D12/91

* cited by examiner

Primary Examiner—Melody N Brown

(74) *Attorney, Agent, or Firm*—Courtney Staniford &
Courtney LLP

(57) **CLAIM**

The ornamental design for an automobile, as shown and
described.

DESCRIPTION

FIG. 1 is a front perspective view of the automobile of the
present design;

FIG. 2 is a rear perspective view thereof;

FIG. 3 is a front view thereof;

FIG. 4 is a rear view thereof;


FIG. 5 is a left view thereof;

FIG. 6 is a right view thereof; and,

FIG. 7 is a top view thereof.

The bottom view is omitted since the bottom of the automo-
bile usually cannot be easily seen when the automobile is
used.

1 Claim, 5 Drawing Sheets






FIG.1




FIG.2

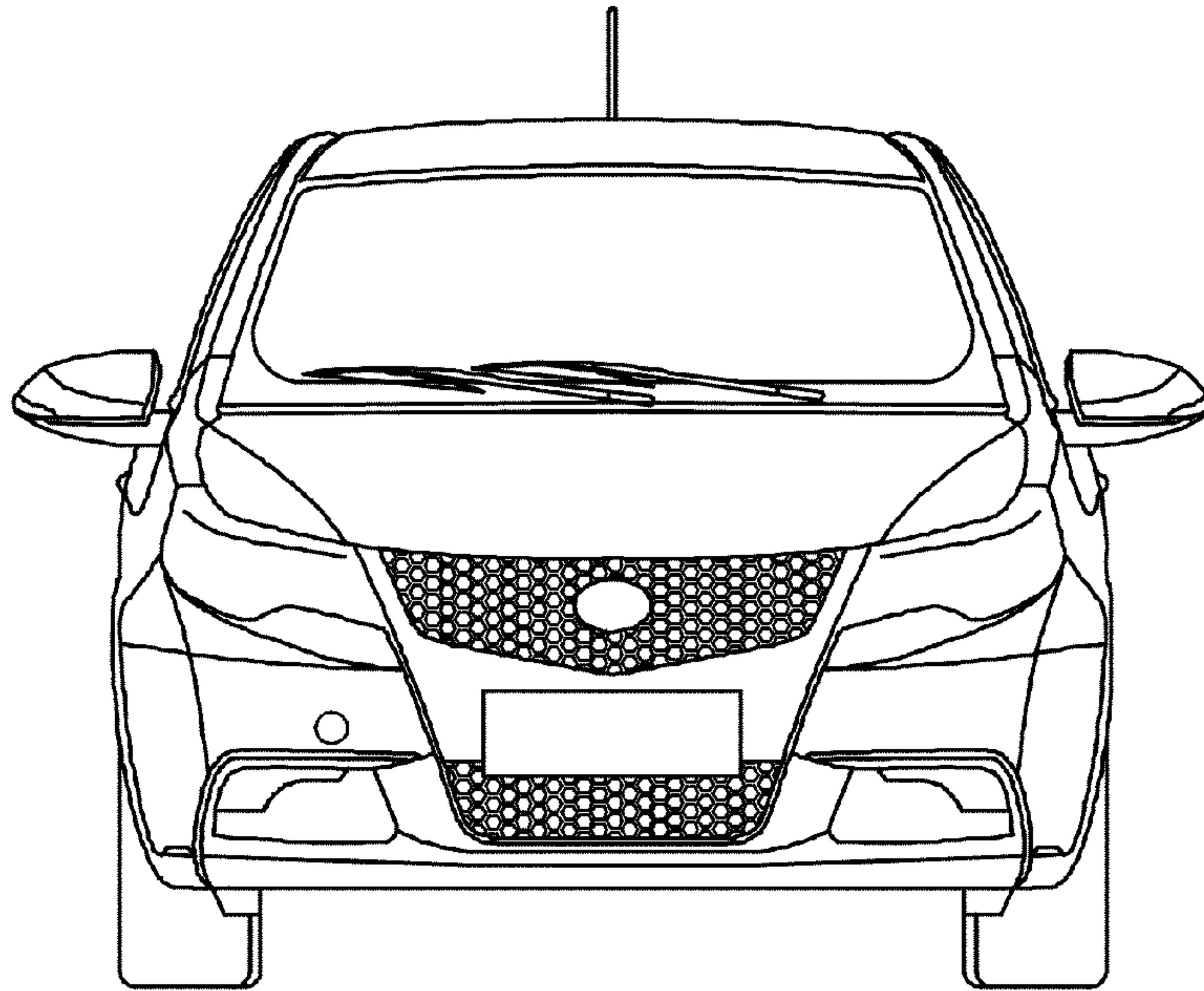


FIG.3

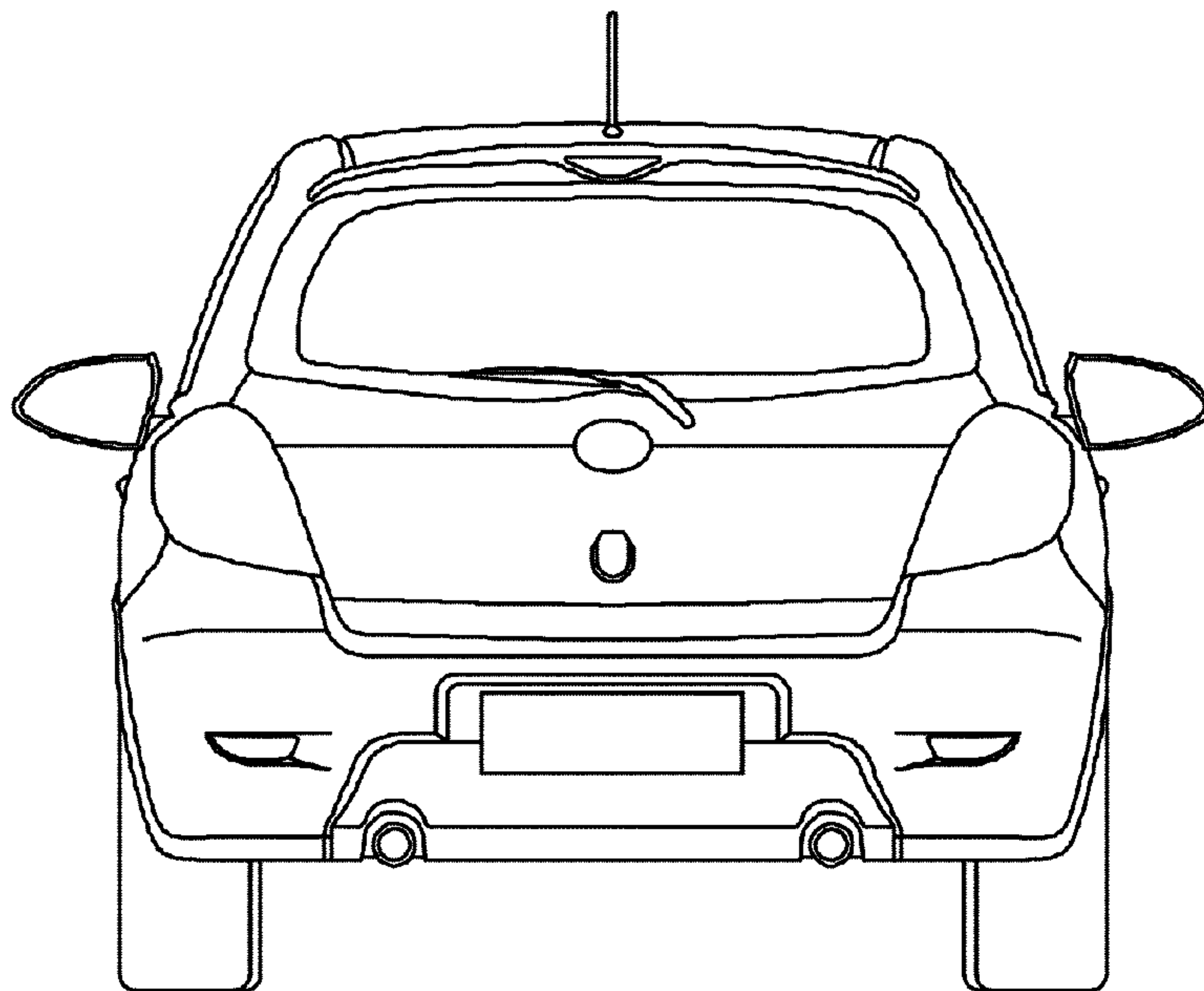


FIG.4




FIG.5




FIG.6

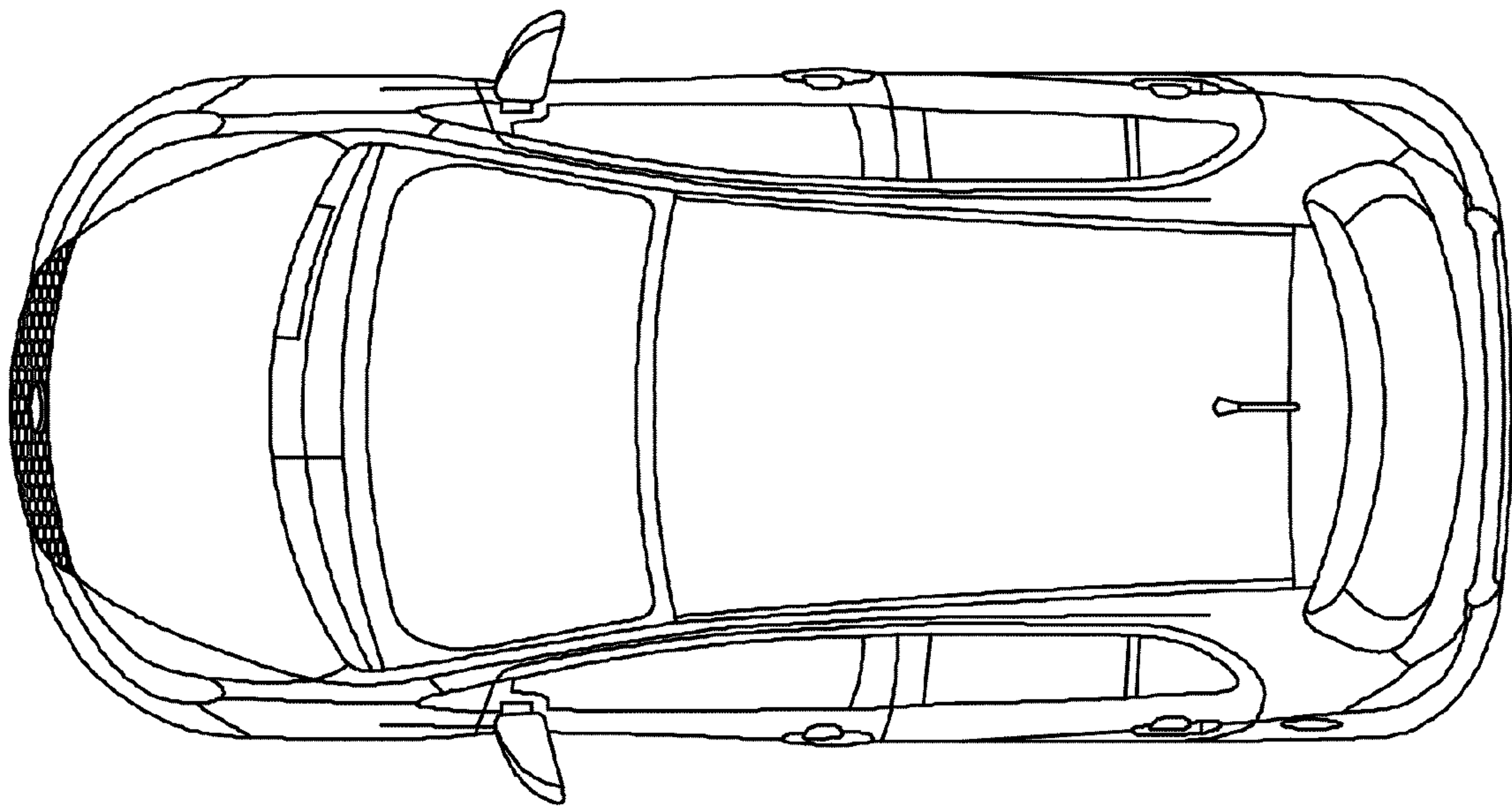


FIG.7