



US00D581308S

(12) **United States Design Patent**  
**Fernandez**

(10) **Patent No.:** **US D581,308 S**

(45) **Date of Patent:** **\*\* Nov. 25, 2008**

(54) **RING**

D538,700 S \* 3/2007 Stipek ..... D11/36  
D564,390 S \* 3/2008 Fernandez ..... D11/34

(76) Inventor: **Dennis S. Fernandez**, 1175 Osborn Ave., Atherton, CA (US) 94027

\* cited by examiner

(\*\*) Term: **14 Years**

*Primary Examiner*—Cathron C Brooks

*Assistant Examiner*—Melanie Levy

(21) Appl. No.: **29/299,359**

(74) *Attorney, Agent, or Firm*—Fernandez & Associates, LLP

(22) Filed: **Dec. 21, 2007**

(57) **CLAIM**

(51) **LOC (8) Cl.** ..... **11-01**

The ornamental design for a ring, as shown and described.

(52) **U.S. Cl.** ..... **D11/34**

(58) **Field of Classification Search** ..... D11/26-39,  
D11/3, 89-92; 63/15, 15.1-15.4, 15.45,  
63/15.5, 15.6, 15.65, 15.7, 26-28

**DESCRIPTION**

See application file for complete search history.

FIG. 1 is a front view of the ring of the present invention;

FIG. 2 is a top view thereof, the bottom view being a mirror image;

(56) **References Cited**

FIG. 3 is a right side view thereof, the left side view being a mirror image;

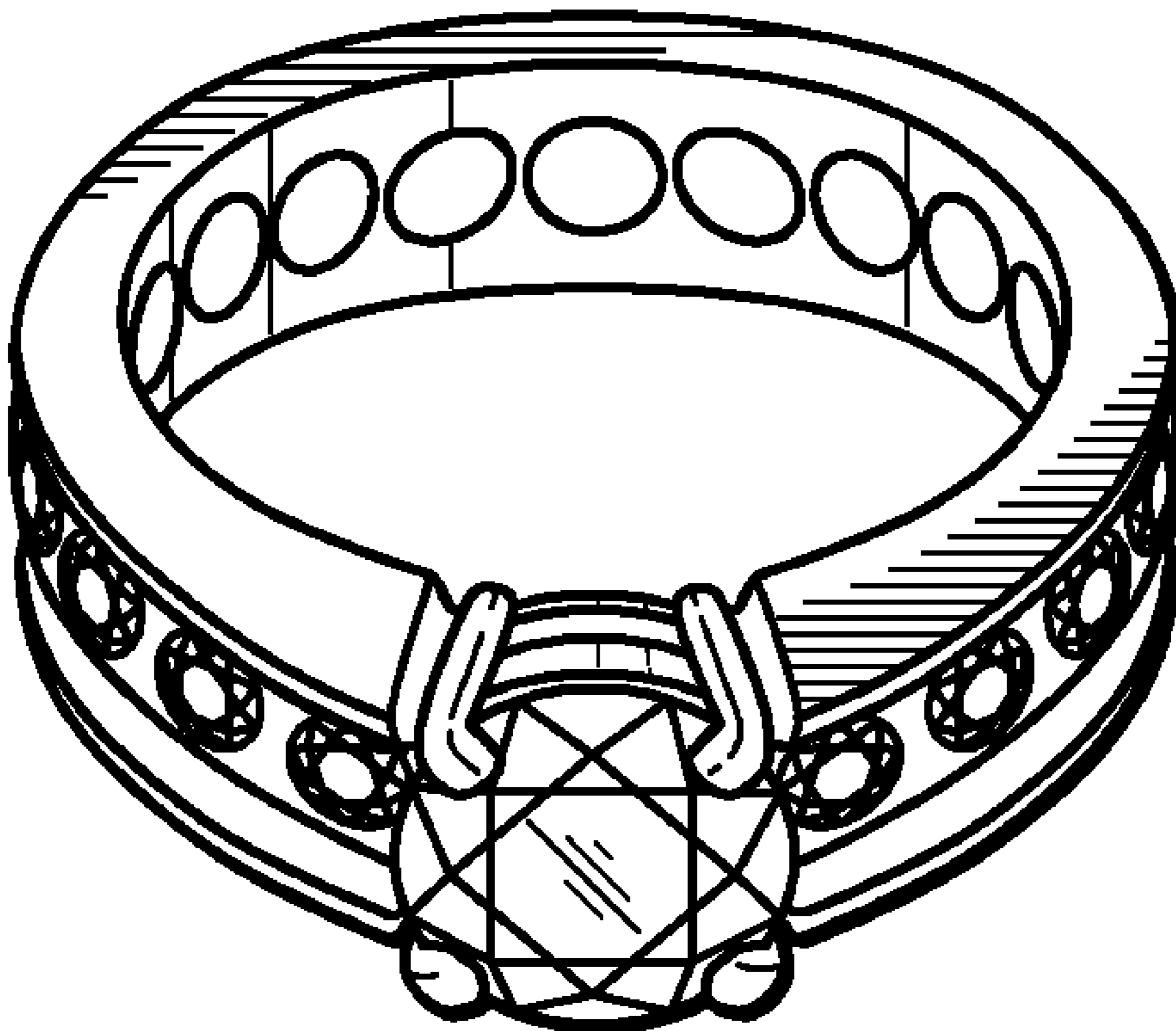
**U.S. PATENT DOCUMENTS**

FIG. 4 is a front perspective view thereof; and,


D446,149 S \* 8/2001 Itzkowitz ..... D11/36  
D446,470 S \* 8/2001 Itzkowitz ..... D11/26  
D454,315 S \* 3/2002 Ambar ..... D11/34  
D537,011 S \* 2/2007 Doughty ..... D11/35

FIG. 5 is a rear perspective view thereof.

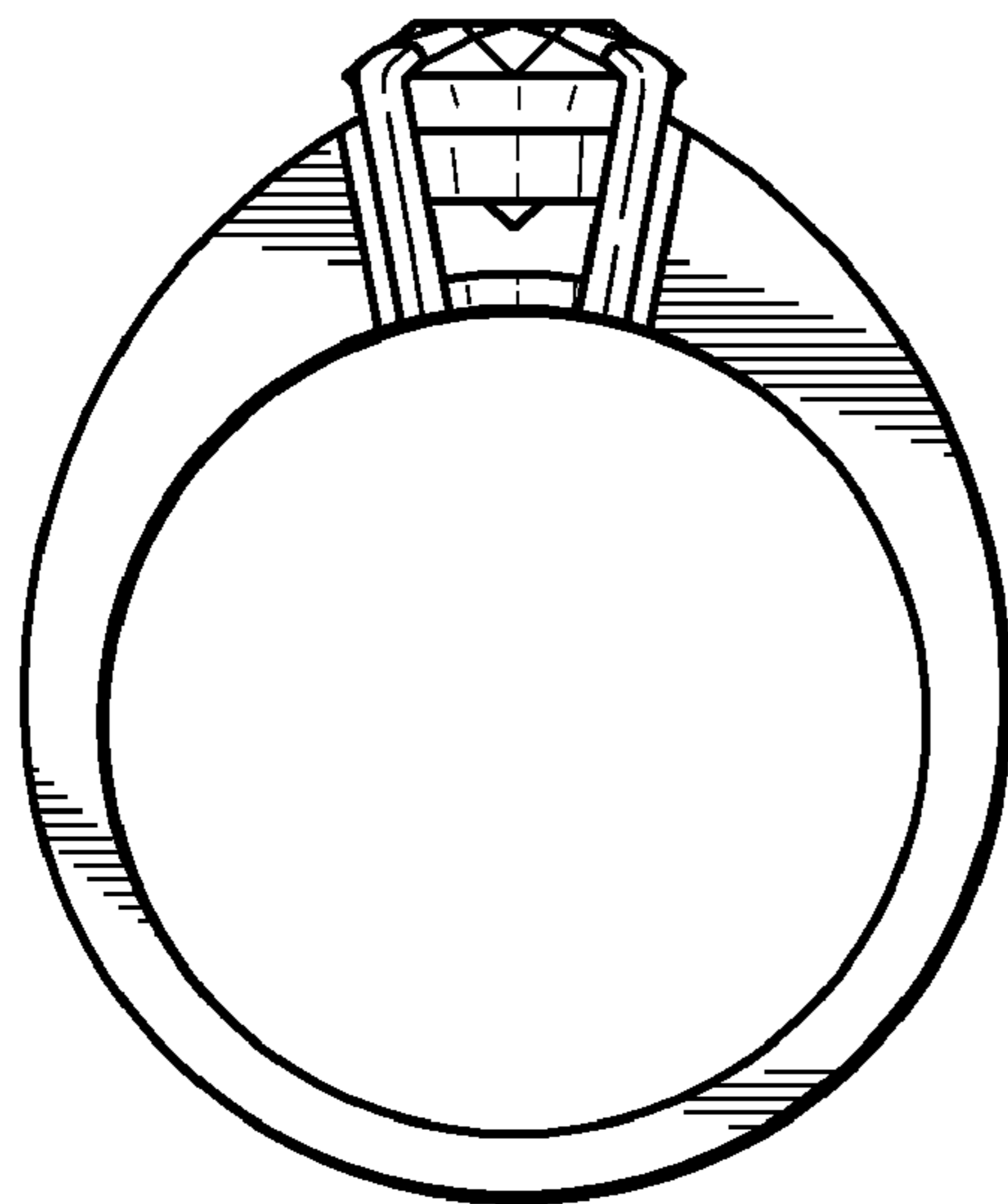
**1 Claim, 2 Drawing Sheets**



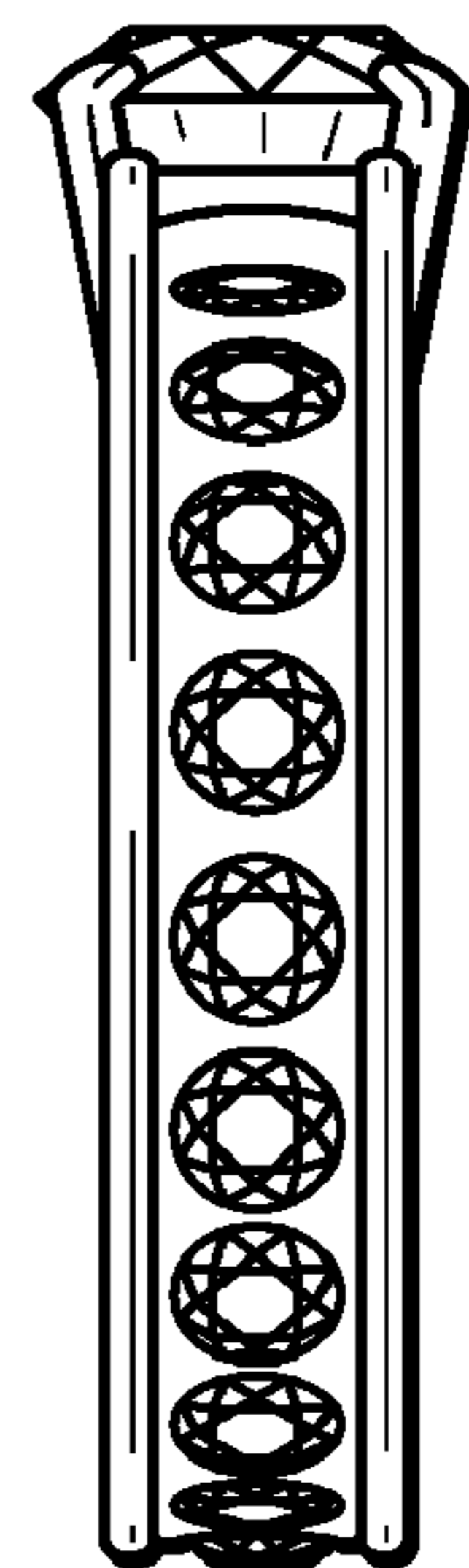
**FIG. 1**



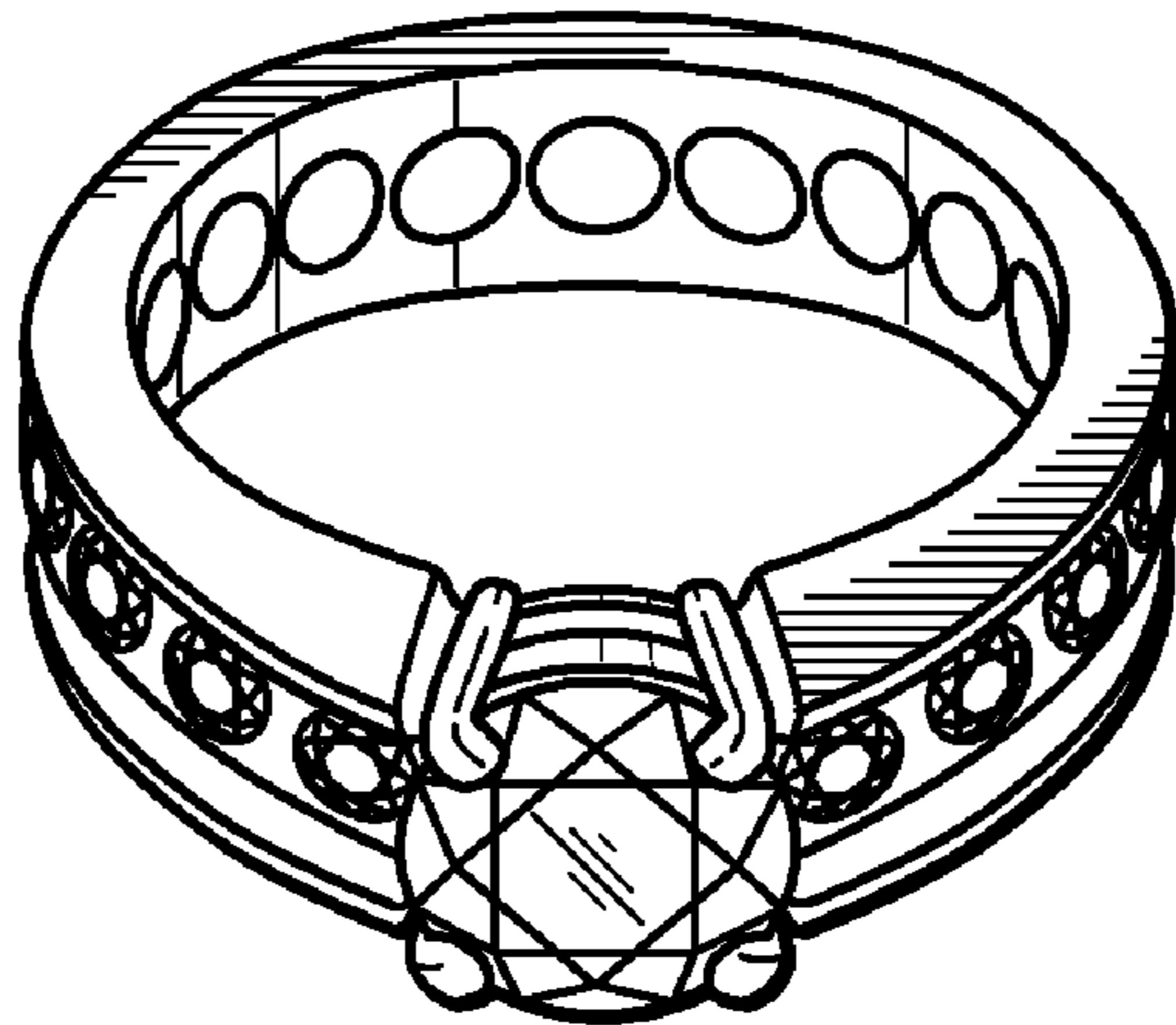
**FIG. 2**



**FIG. 3**



**FIG. 4**



**FIG. 5**

