



US00D581306S

(12) **United States Design Patent**
So

(10) **Patent No.:** **US D581,306 S**

(45) **Date of Patent:** **** Nov. 25, 2008**

(54) **JEWELRY BRACELET**

(75) Inventor: **Chin Ping So**, Hong Kong (CN)

(73) Assignee: **SHR & Simmons Jewelry Group, LLC**, New York, NY (US)

(**) Term: **14 Years**

(21) Appl. No.: **29/318,714**

(22) Filed: **May 27, 2008**

(30) **Foreign Application Priority Data**

Apr. 8, 2008 (CN) 2008 3 0122207

(51) **LOC (8) Cl.** **11-01**

(52) **U.S. Cl.** **D11/13; D11/26**

(58) **Field of Classification Search** D11/1-25,
D11/81; 63/3, 3.1, 3.2, 4, 5.1, 7, 10, 11,
63/15, 15.7, 18, 21, 35, 37, 38; 59/78, 79,
59/79.2, 81, 82, 83; D8/499; 224/175; D10/30-39;
368/276, 285, 281-283, 308, 223, 228, 232,
368/28, 21-27

See application file for complete search history.

(56) **References Cited**

U.S. PATENT DOCUMENTS

D83,453 S * 2/1931 Krasnow D11/38
2,610,463 A * 9/1952 Prestinari 63/4
D249,779 S 10/1978 Bobrick
D380,168 S * 6/1997 Droz D11/3
D441,682 S 5/2001 Wikberg
D471,126 S 3/2003 Calvani
D491,831 S 6/2004 Brunet
D492,613 S 7/2004 Kim
D513,201 S 12/2005 Brunet
D522,901 S 6/2006 Brunet

7,201,020 B2 4/2007 Frank

D542,168 S 5/2007 So

D542,688 S 5/2007 So

D543,477 S 5/2007 So

D545,234 S 6/2007 Sogoyan

D547,687 S 7/2007 So

FOREIGN PATENT DOCUMENTS

GB 2214778 A * 9/1989

* cited by examiner

Primary Examiner—Louis S Zarfaz

Assistant Examiner—Michael A Pratt

(74) *Attorney, Agent, or Firm*—Levisohn Berger LLP

(57) **CLAIM**

The ornamental design for the jewelry bracelet, shown and described in the drawings.

DESCRIPTION

FIG. 1 is a top plan view of this invention;

FIG. 2 is a front plan view of this invention;

FIG. 3 is a bottom plan view of this invention;

FIG. 4 is a left side plan view of this invention;

FIG. 5 is a rear plan view of this invention;

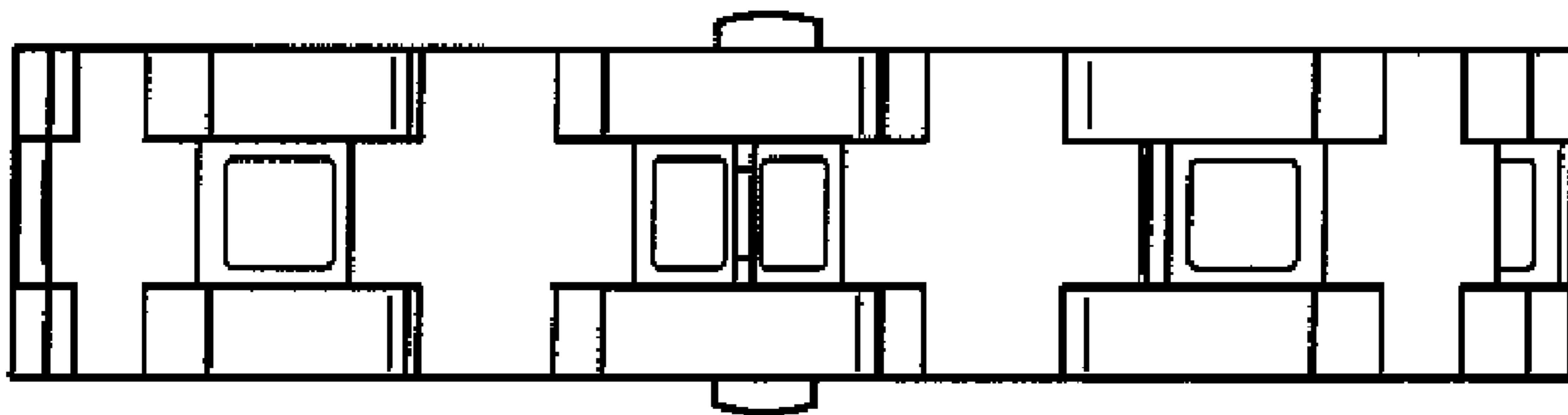
FIG. 6 is a perspective view of this invention;

FIG. 7 is a top plan view of the bracelet of FIGS. 1-6 in an open form;

FIG. 8 is a side plan view of the open form of the bracelet of FIG. 7; and,

FIG. 9 is a perspective view of the bracelet in the open form of FIG. 7.

1 Claim, 3 Drawing Sheets



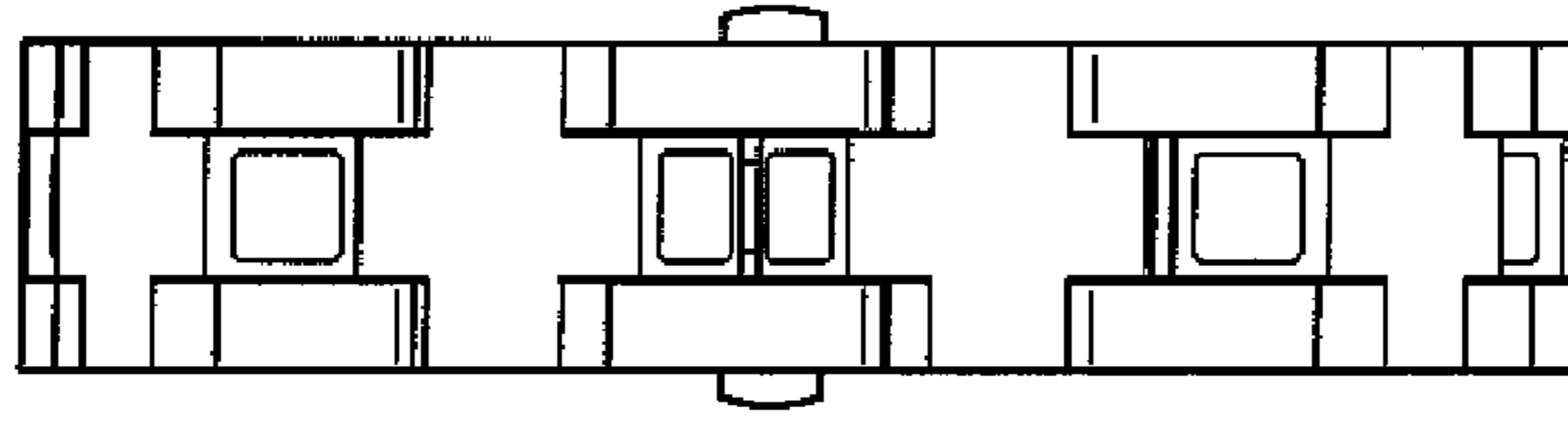


FIG.1

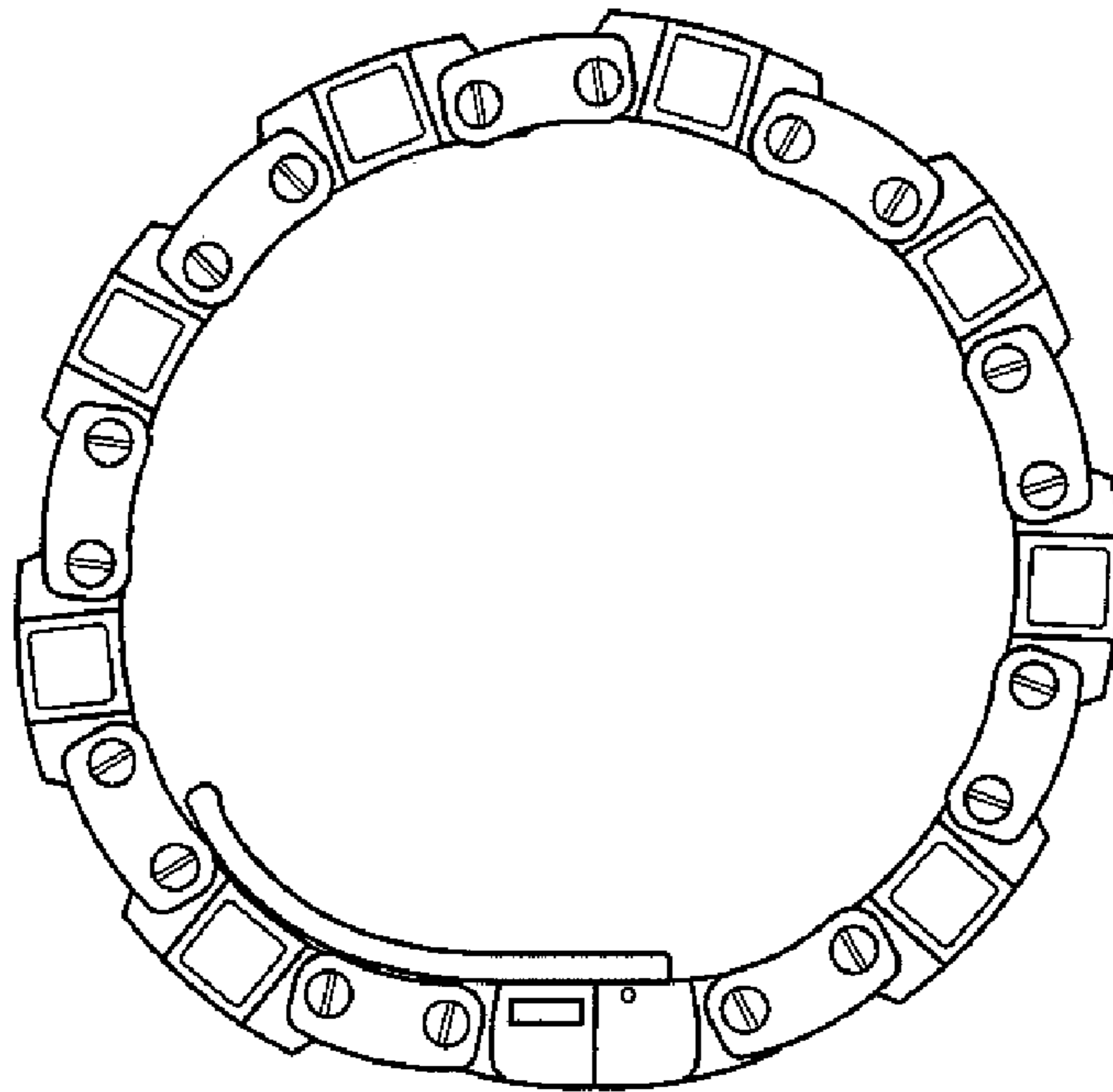


FIG.2

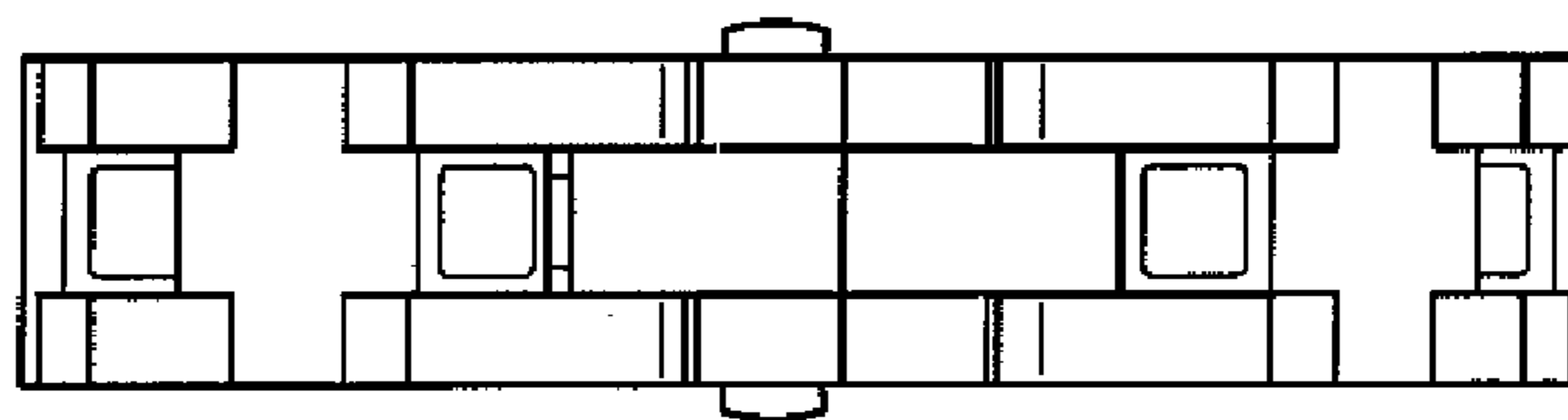


FIG.3

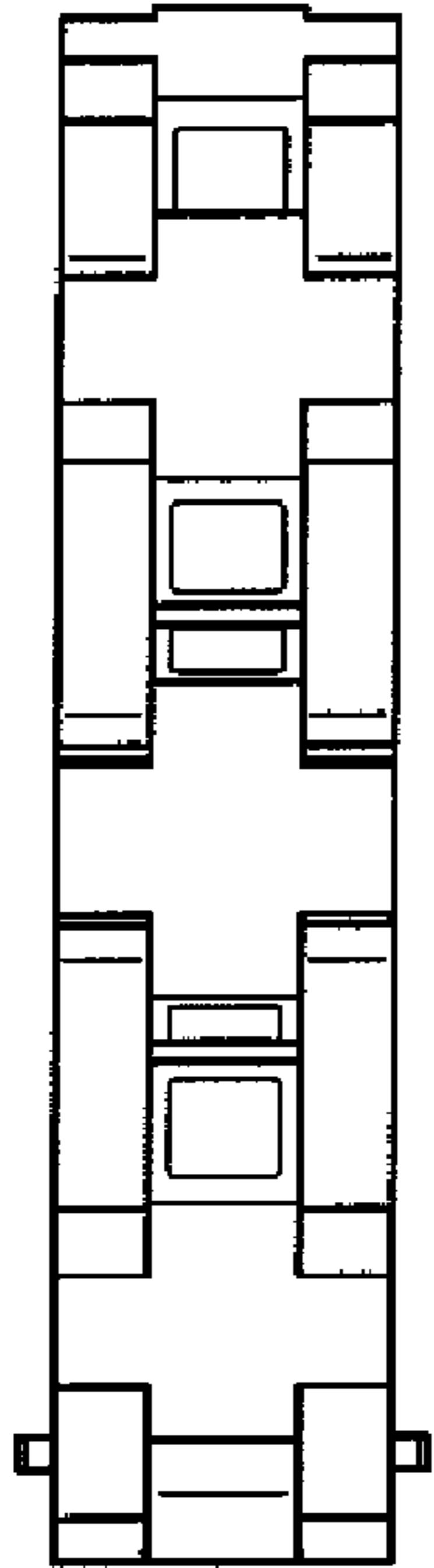


FIG. 4




FIG. 5

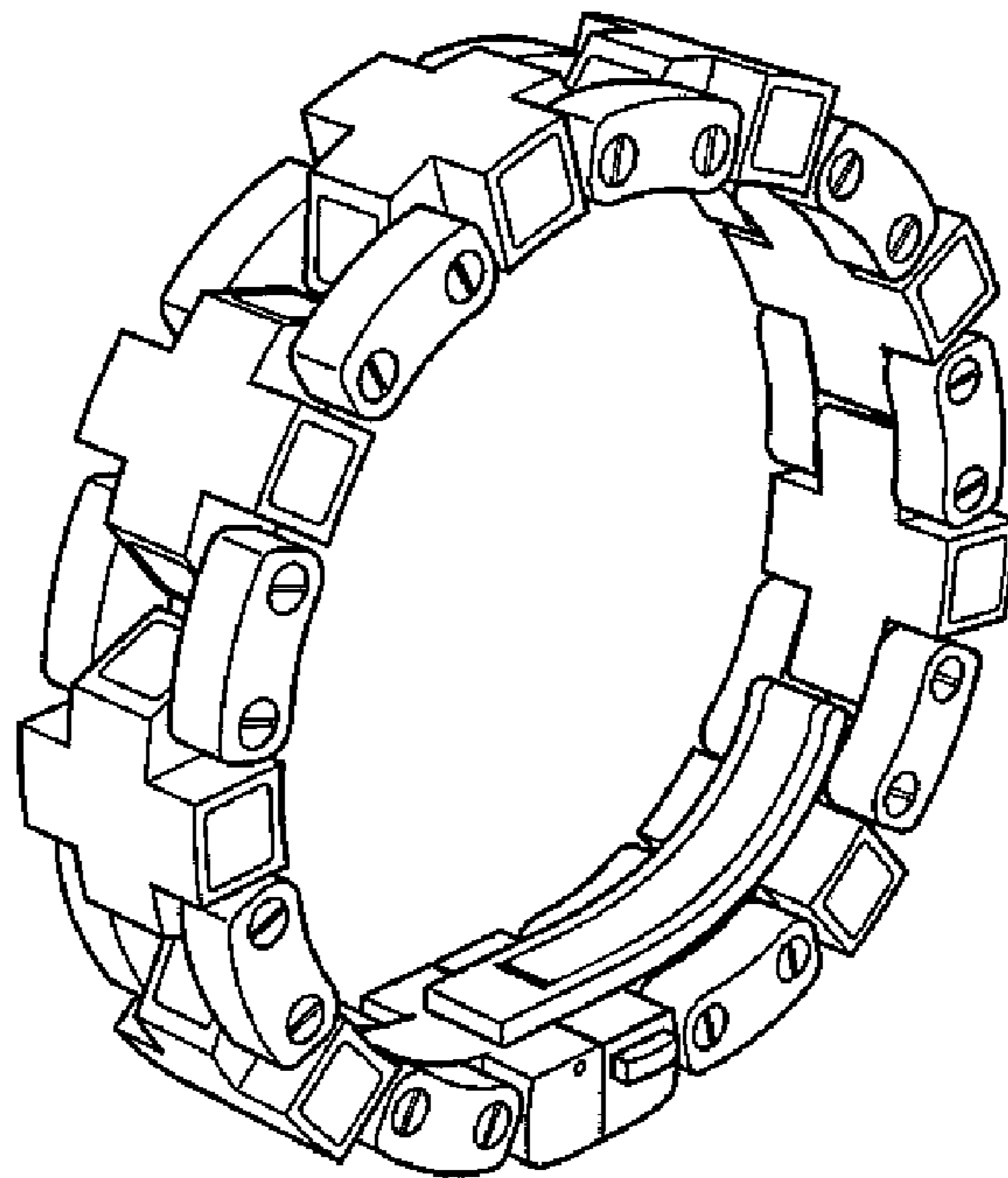


FIG. 6

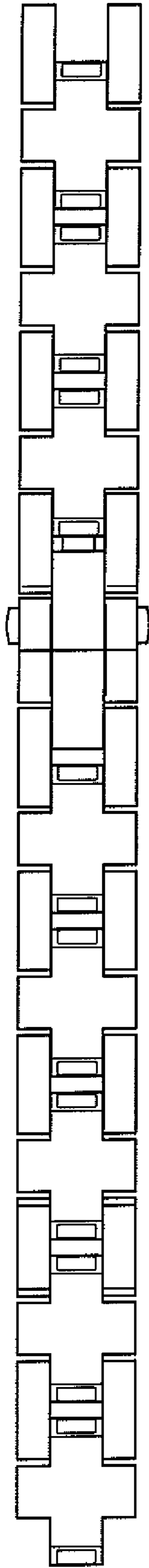


FIG. 7



FIG. 8

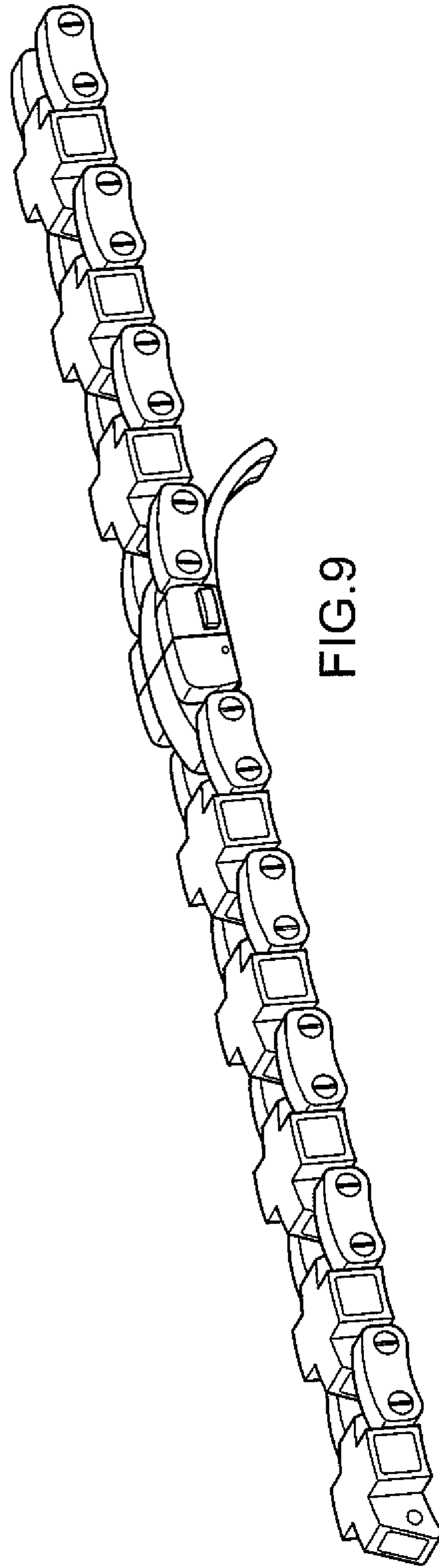


FIG. 9