



US00D581302S

(12) **United States Design Patent**  
**Wyszogrod et al.**

(10) **Patent No.:** **US D581,302 S**  
(45) **Date of Patent:** **\*\* Nov. 25, 2008**

(54) **GAUGE CLUSTER**

D554,015 S \* 10/2007 Shimizugami et al. .... D10/102

(75) Inventors: **Jose Wyszogrod**, Los Angeles, CA (US);  
**Hiroki Shigehara**, Palos Verdes, CA  
(US)

\* cited by examiner

(73) Assignee: **Honda Motor Co., Ltd.**, Tokyo (JP)

*Primary Examiner*—Antoine D Davis

(\*\*) Term: **14 Years**

(74) *Attorney, Agent, or Firm*—Plumsea Law Group, LLC;  
Mark E. Duell

(21) Appl. No.: **29/299,340**

(57) **CLAIM**

(22) Filed: **Dec. 21, 2007**

The ornamental design for a gauge cluster, as shown and described.

(51) **LOC (8) Cl.** ..... **10-04**

(52) **U.S. Cl.** ..... **D10/102**

(58) **Field of Classification Search** ..... D10/102;  
116/286, 288, 62.1; 180/90; 280/750–752;  
296/70; 313/582–584; 342/357.06, 357.09,  
342/357.1, 357.13; 343/702; 345/60, 156,  
345/158, 824; 361/697; 362/29, 489, 23;  
455/12.1, 86, 406; 700/17; 701/206–209,  
701/213–214

**DESCRIPTION**

See application file for complete search history.

FIG. 1 is a perspective view of a gauge cluster showing my new design; and,

FIG. 2 is an elevational view thereof.

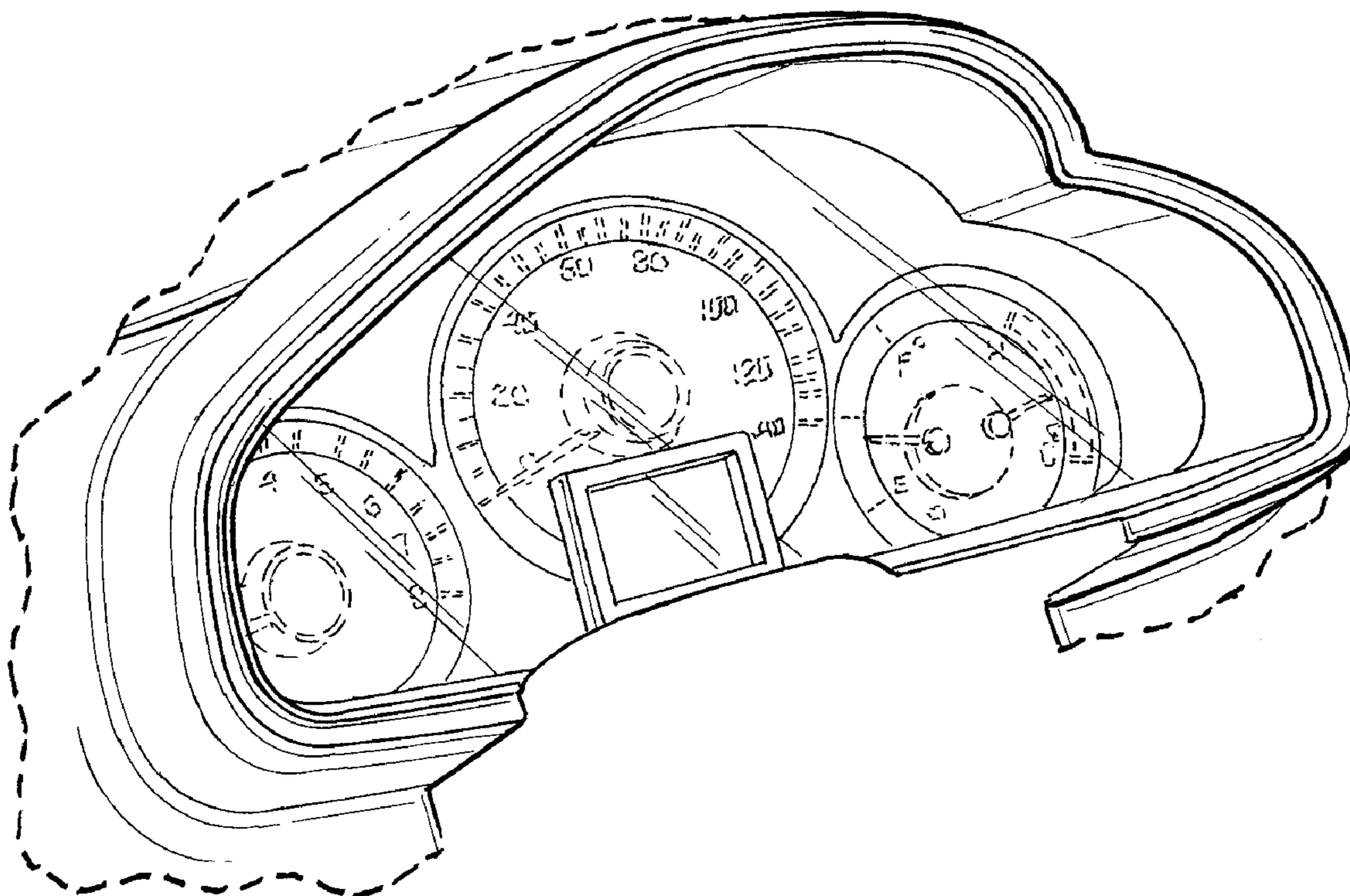
The broken line showings of the indicia on the gauges and the boundary of the claim itself are for illustrative purposes and forms no part of the claimed design.

(56) **References Cited**

**U.S. PATENT DOCUMENTS**

D261,752 S \* 11/1981 Iwakura ..... D10/102

**1 Claim, 2 Drawing Sheets**



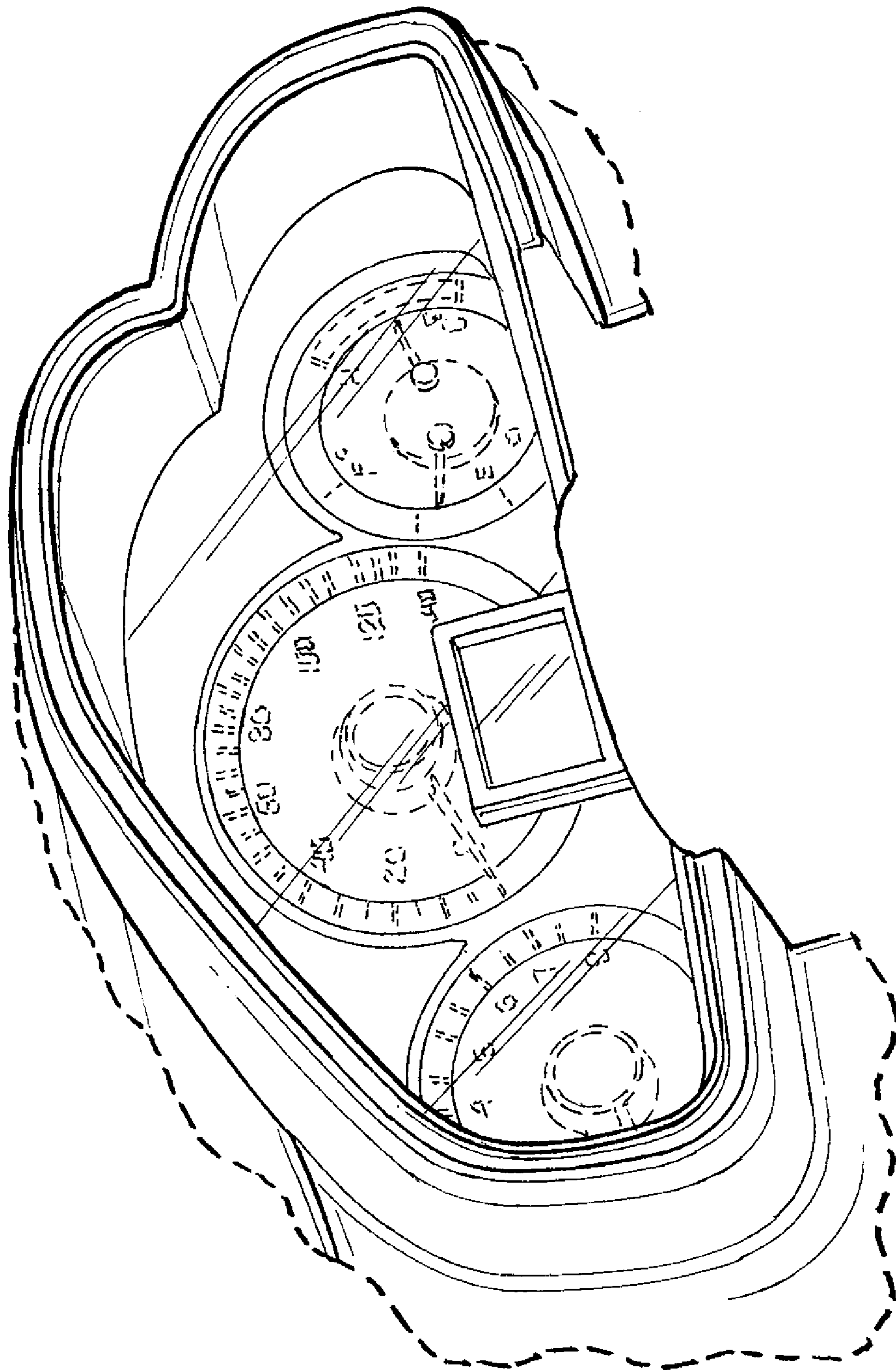


FIG. 1

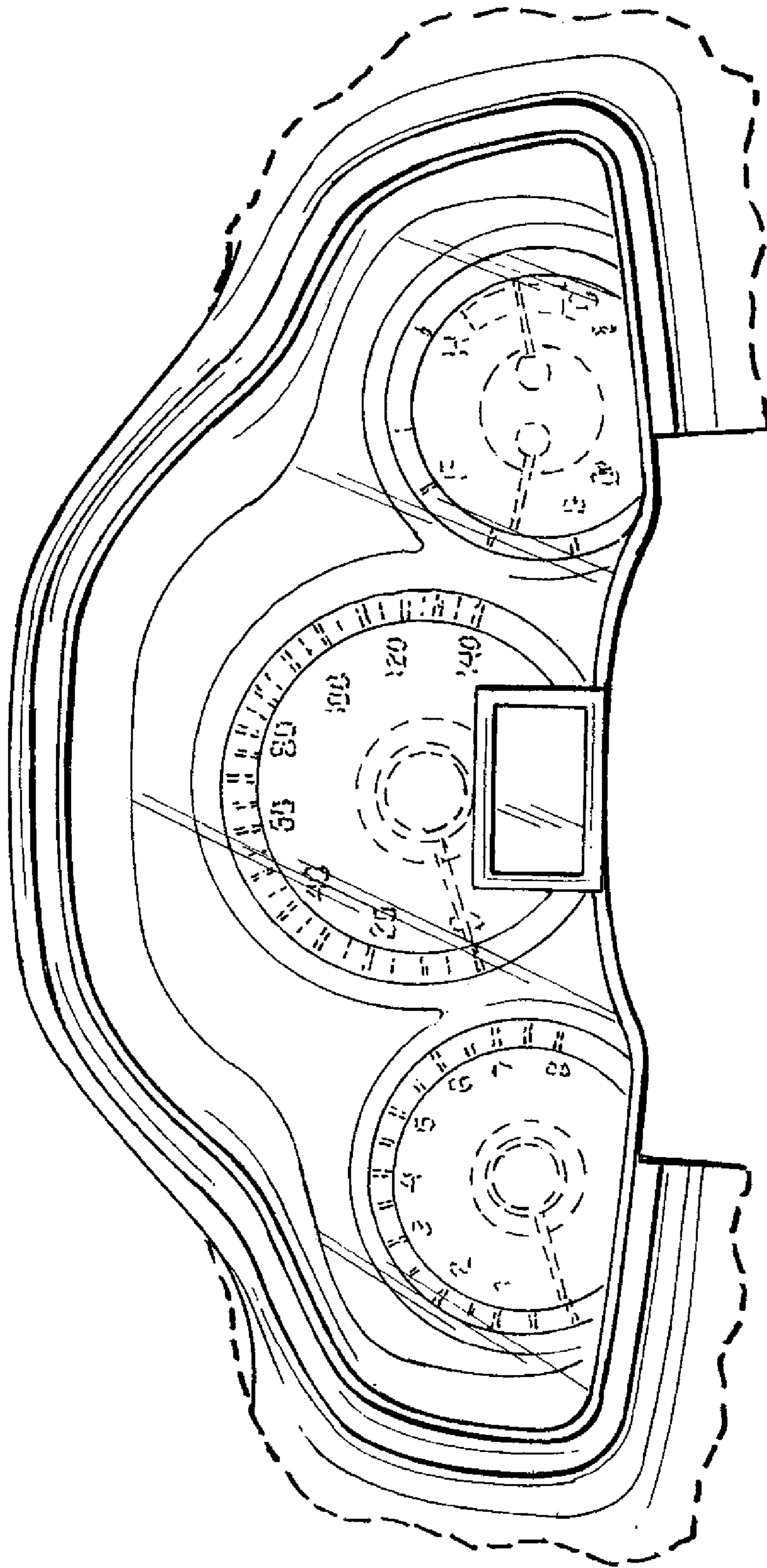


FIG. 2