



US00D581301S

(12) **United States Design Patent**  
**Vantine**

(10) **Patent No.:** **US D581,301 S**

(45) **Date of Patent:** **\*\* Nov. 25, 2008**

(54) **POCKET SCALE**

(76) **Inventor:** **Lee Wayne Vantine**, 1836 Ashley River Rd., Suite 320, Charleston, SC (US) 29407

(\*\*) **Term:** **14 Years**

(21) **Appl. No.:** **29/295,276**

(22) **Filed:** **Sep. 25, 2007**

(51) **LOC (8) Cl.** ..... **10-04**

(52) **U.S. Cl.** ..... **D10/91**

(58) **Field of Classification Search** ..... D10/91-92;  
177/238-245, 210 R, 210 C, 25, 30, 25.15,  
177/25.16, 25.13, 126, 127, DIG. 3; 600/506,  
600/547

See application file for complete search history.

(56) **References Cited**

**U.S. PATENT DOCUMENTS**

D448,316 S	9/2001	Kesselman	
D455,092 S	4/2002	Kesselman	
D472,833 S	4/2003	Thadani	
D492,609 S	7/2004	Sato	
D502,883 S	3/2005	Barnes et al.	
D505,089 S	5/2005	Thadani	
D509,159 S *	9/2005	Kesselman	D10/87
D518,398 S	4/2006	Kesselman	
D520,891 S	5/2006	Motomizu et al.	
D521,889 S *	5/2006	Kesselman	D10/91
D521,890 S	5/2006	Motomizu et al.	
D529,831 S	10/2006	Malhi	

D550,108 S *	9/2007	Kesselman	D10/91
D550,574 S *	9/2007	Barnes et al.	D10/91
D552,498 S *	10/2007	Roesmann et al.	D10/91
D562,712 S *	2/2008	Barnes et al.	D10/91

\* cited by examiner

*Primary Examiner*—Antoine D Davis

(74) *Attorney, Agent, or Firm*—Mintz, Levin, Cohn, Ferris, Glovsky and Popeo, P.C.

(57) **CLAIM**

The ornamental design for a pocket scale, as shown and described.

**DESCRIPTION**

FIG. 1 is a perspective view of the pocket scale according to the new design.

FIG. 2 is a left side view of the pocket scale.

FIG. 3 is a left side perspective view of the pocket scale with the top cover removed.

FIG. 4 is a right side perspective view of the pocket scale with the top cover removed.


FIG. 5 is a top view of the pocket scale with the top cover removed.


FIG. 6 is a right side view of the pocket scale with the top cover removed.

FIG. 7 is a right side perspective view of the pocket scale with the top cover removed and acting as a tray; and,


FIG. 8 is a bottom view of the pocket scale.

**1 Claim, 8 Drawing Sheets**

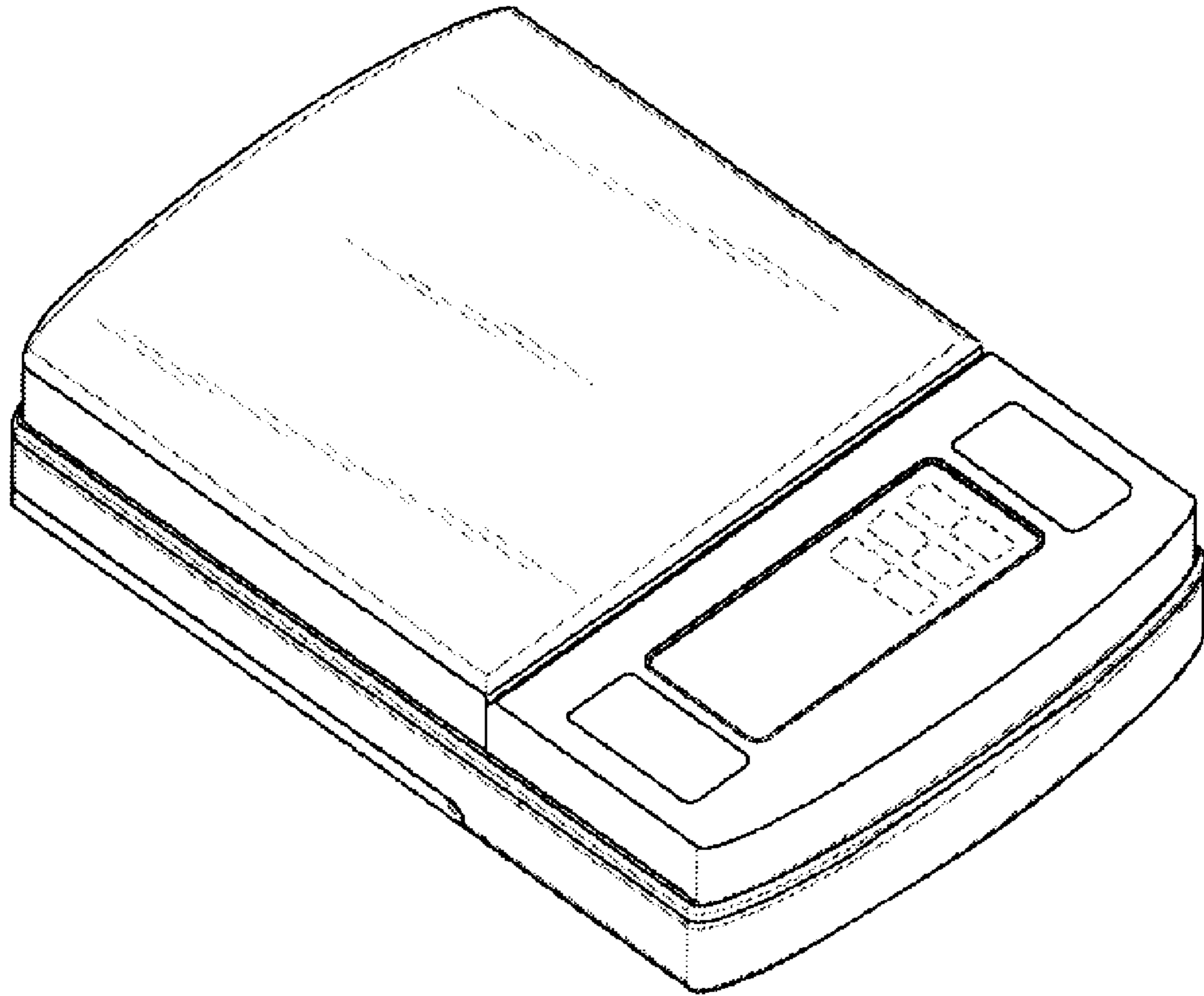




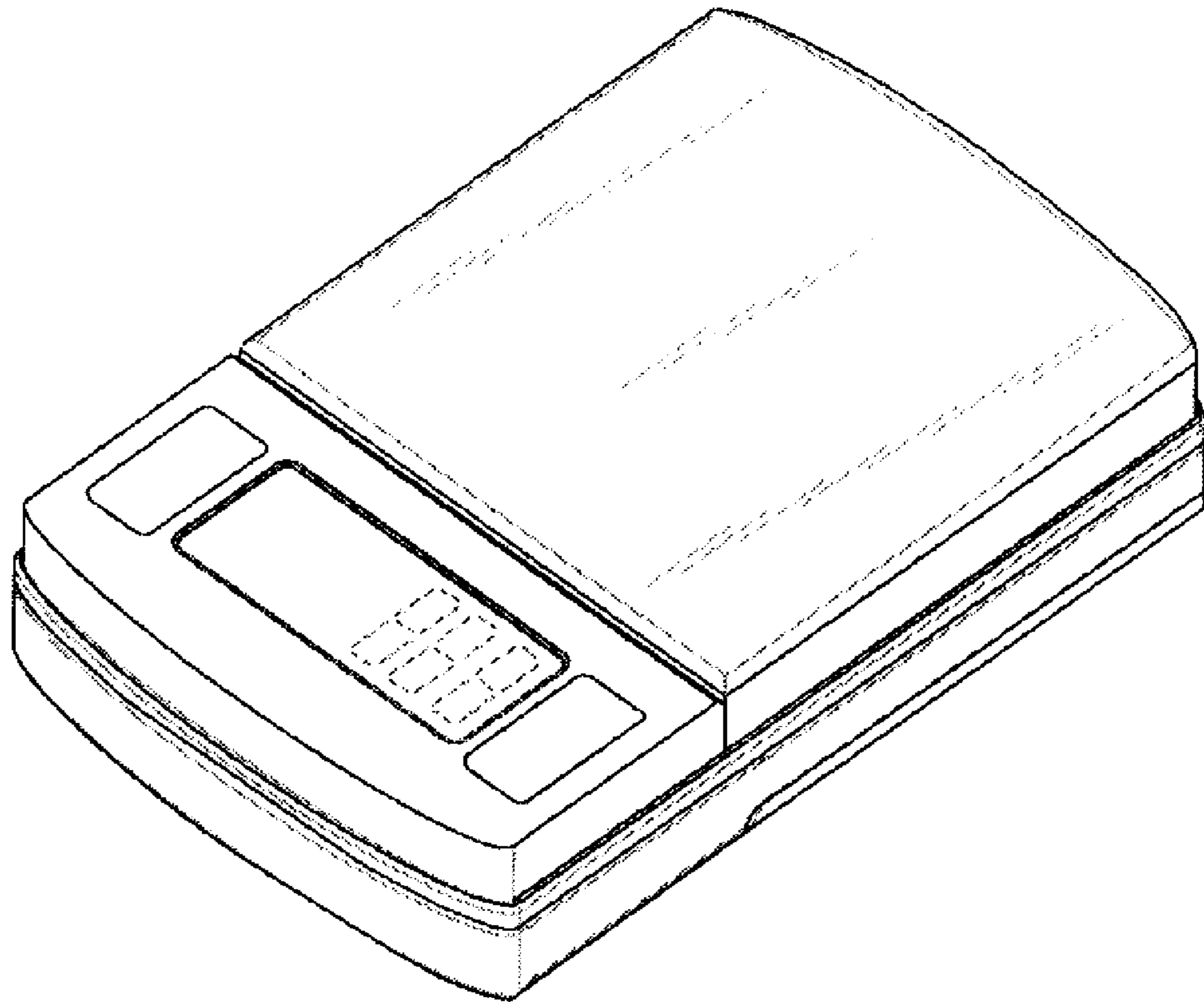
**FIG. 1**



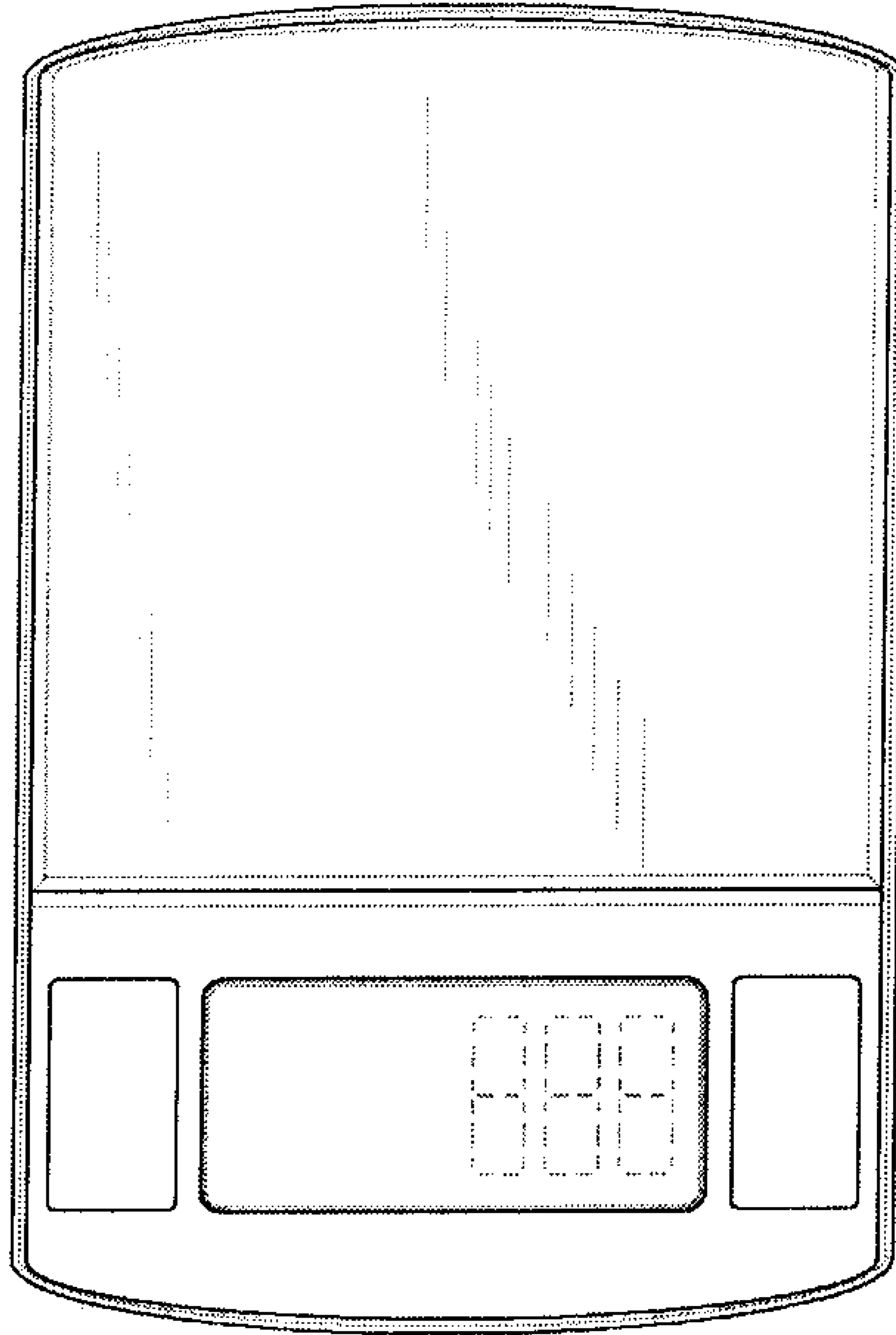
**FIG. 2**




**FIG. 3**



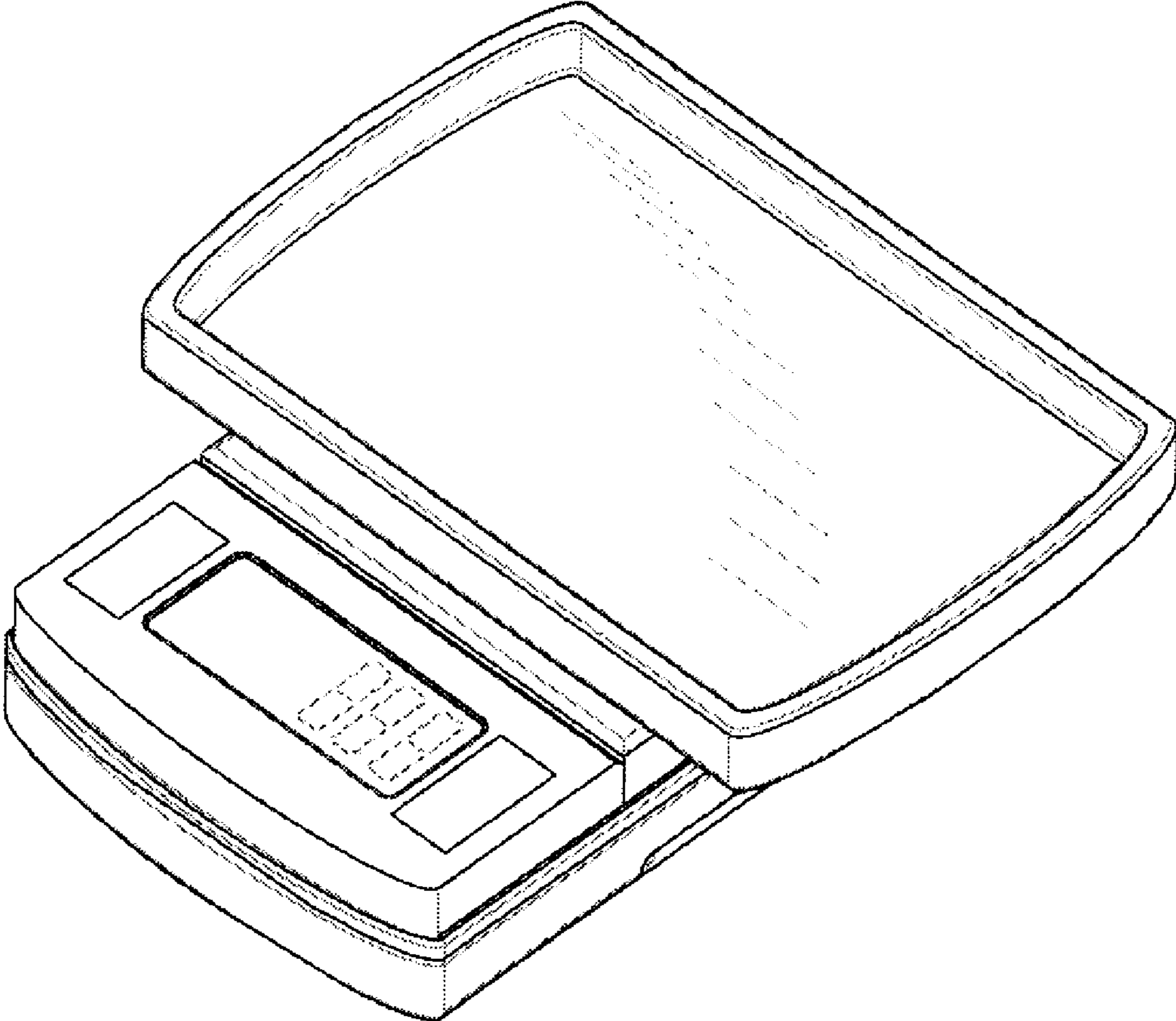
**FIG. 4**



**FIG. 5**




**FIG. 6**



**FIG. 7**





**FIG. 8**