



US00D581281S

(12) **United States Design Patent**
Westphal

(10) **Patent No.:** **US D581,281 S**
(45) **Date of Patent:** **** Nov. 25, 2008**

(54) **CONTAINER**

D506,136 S * 6/2005 Wilde et al. D9/503

(76) Inventor: **Scott K. Westphal**, 21 West St., Suite
14-M, New York, NY (US) 10006-2927

FOREIGN PATENT DOCUMENTS

WO DM/059343 * 2/2002

(**) Term: **14 Years**

* cited by examiner

(21) Appl. No.: **29/274,612**

Primary Examiner—Ian Simmons
Assistant Examiner—Dana L Sipos
(74) *Attorney, Agent, or Firm*—Pillsbury Winthrop Shaw
Pittman LLP

(22) Filed: **May 9, 2007**

(51) **LOC (8) Cl.** **09-01**

(52) **U.S. Cl.** **D9/533**; D9/536

(58) **Field of Classification Search** D9/500,
D9/502–505, 516, 529, 549, 558, 571, 536,
D9/531, 533, 682, 686, 688–692, 905, 443;
D3/203.2, 203.3; D28/7–8, 76, 78, 82, 91;
215/379–385; 220/660, 662, 669, 675; D26/9–11
See application file for complete search history.

(57) **CLAIM**

I claim the ornamental design for a container, as shown and described.

(56) **References Cited**

U.S. PATENT DOCUMENTS

- D143,586 S * 1/1946 Green D7/629
- D205,556 S * 8/1966 Flocjman, Jr. D9/505
- D211,979 S * 8/1968 Dru D9/443
- D230,953 S * 3/1974 Edwards D9/500
- D288,906 S * 3/1987 Strand D9/533
- D392,032 S * 3/1998 Zaragoza et al. D23/369
- D400,442 S * 11/1998 Nosella D9/500

DESCRIPTION

FIG. 1 is a top, front, right side perspective view of a container embodying my new design;


FIG. 2 is a left side elevation view thereof;

FIG. 3 is a rear elevation view thereof; and,

FIG. 4 is a top plan view thereof.

Where included, broken lines showing environment or structure are for illustrative purposes only and form no part of the claimed design.

1 Claim, 3 Drawing Sheets



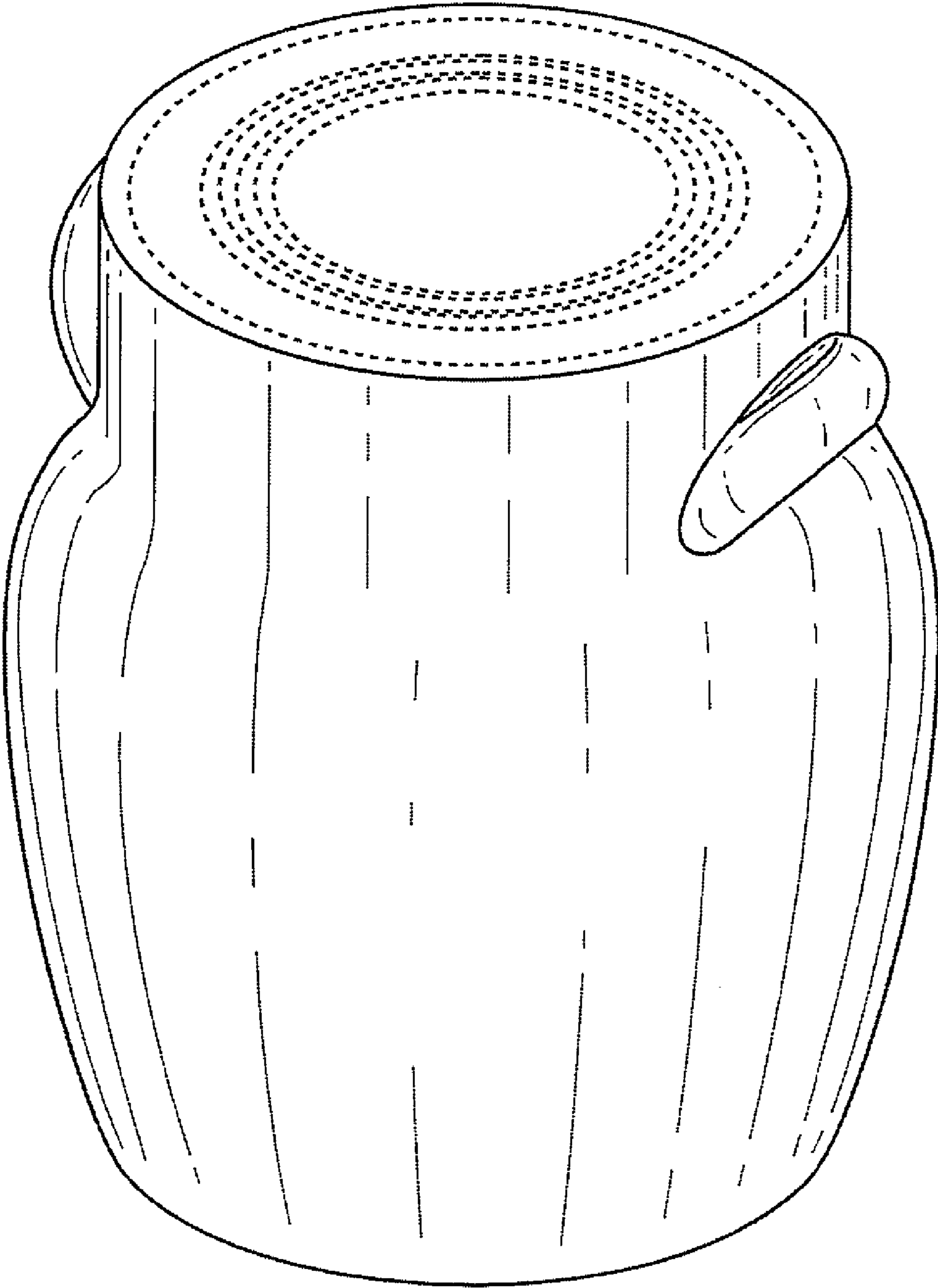


FIG. 1

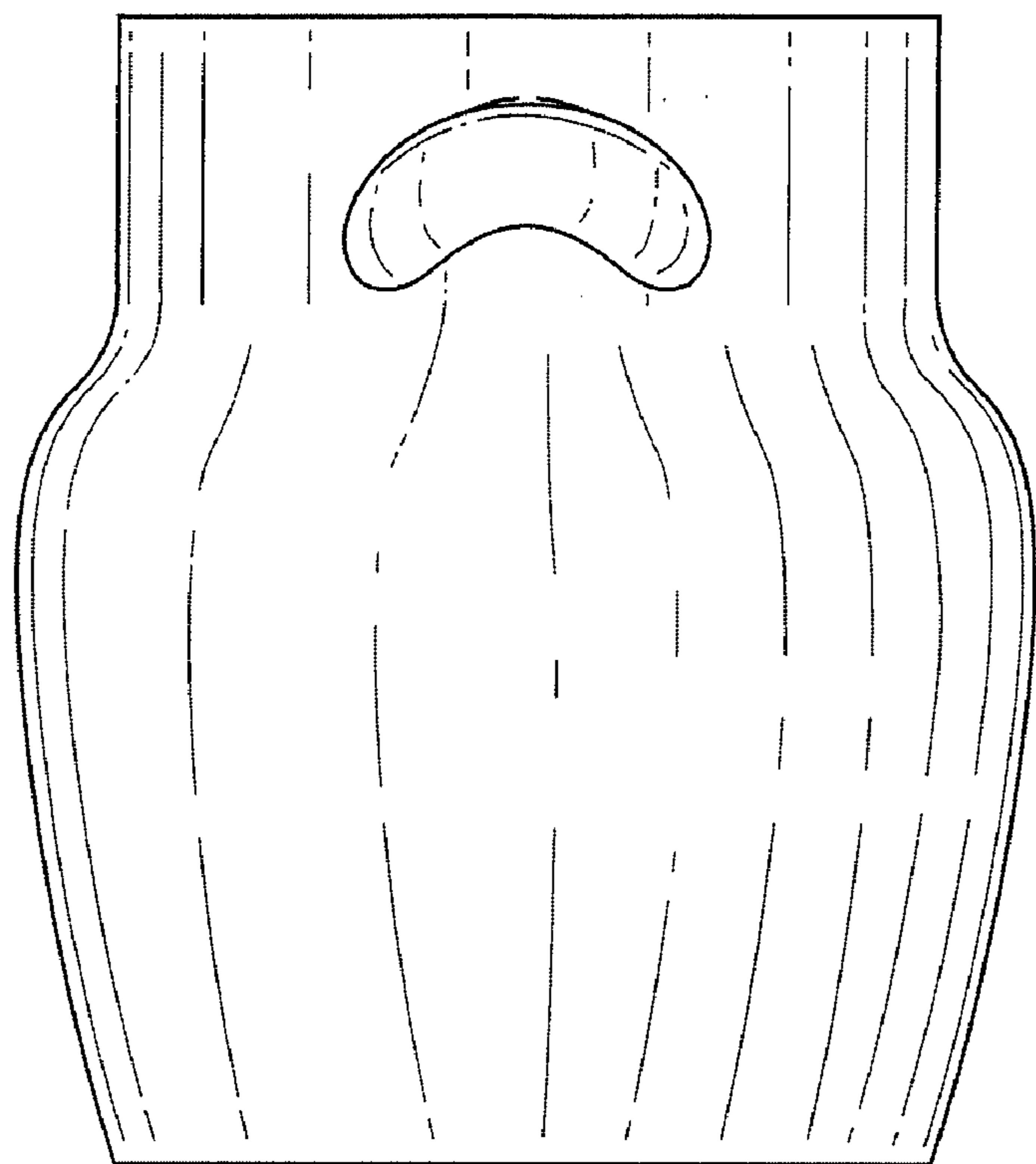


FIG. 2




FIG. 3

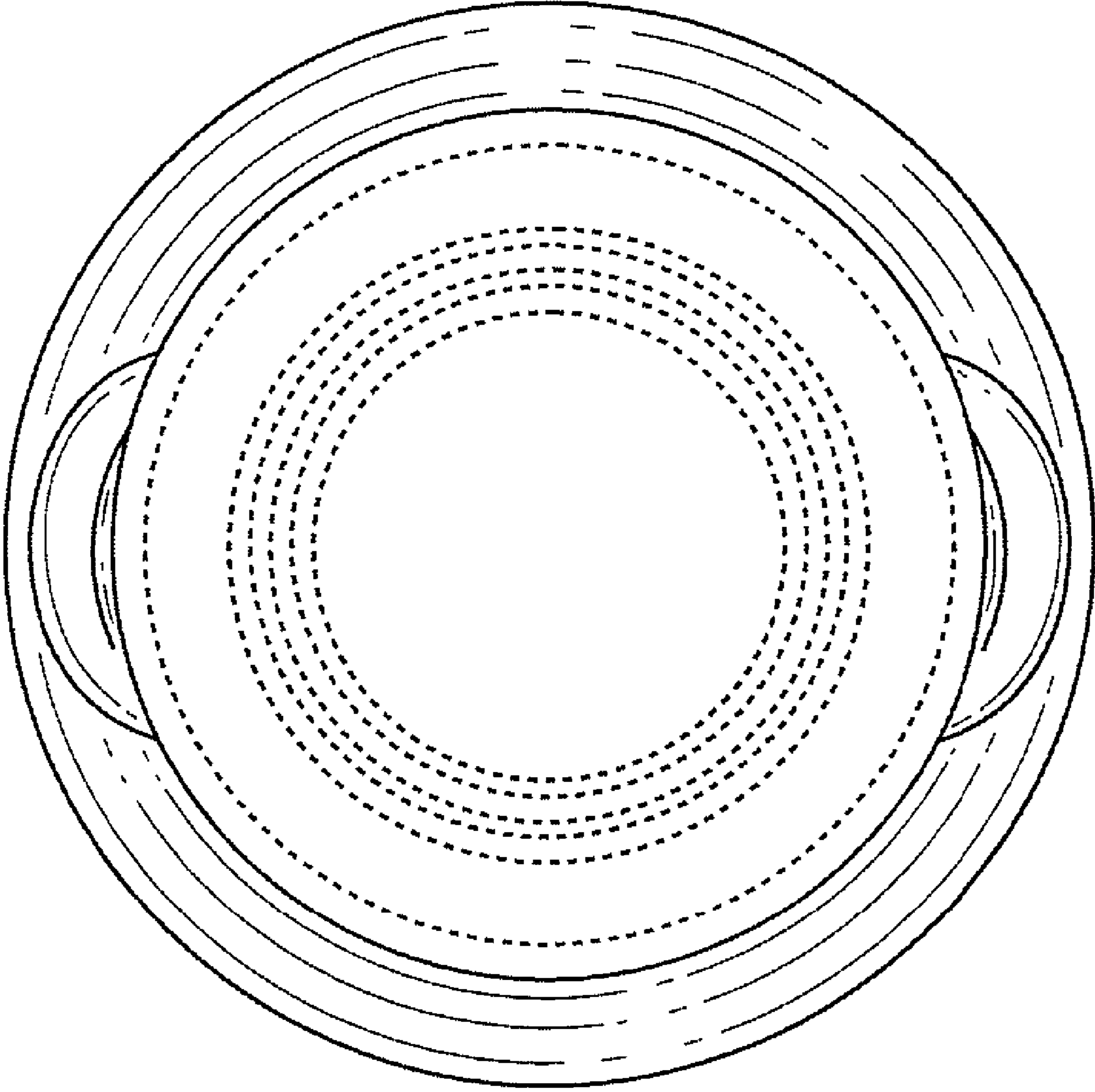


FIG. 4