



US00D581274S

(12) **United States Design Patent**
Xanthos

(10) **Patent No.:** **US D581,274 S**

(45) **Date of Patent:** **** Nov. 25, 2008**

(54) **ROUND BOTTLE**

(75) Inventor: **George A. Xanthos**, Beaverton, OR
(US)

(73) Assignee: **Frutzzo, Inc.**, Alpine, UT (US)

(**) Term: **14 Years**

(21) Appl. No.: **29/295,795**

(22) Filed: **Oct. 5, 2007**

(51) **LOC (8) Cl.** **09-01**

(52) **U.S. Cl.** **D9/516; D9/500; D9/530;**
D9/537

(58) **Field of Classification Search** D9/516,
D9/519, 520, 522, 529, 530, 535, 537, 538,
D9/539, 540, 542, 543, 544, 545, 549, 550,
D9/558, 563, 564, 574, 575, 500, 502-504,
D9/682, 686, 688, 689, 690, 691; 215/381-385,
215/396, 398; 220/660-662, 669-673, 675;
D7/509, 510, 511

See application file for complete search history.

(56) **References Cited**

U.S. PATENT DOCUMENTS

D48,160	S	*	11/1915	Samuelson	D9/538
D54,241	S	*	12/1919	Christian	D9/500
3,823,032	A	*	7/1974	Ukai	215/12.2
D408,221	S	*	4/1999	Asberg	D7/511
D437,230	S	*	2/2001	Andrew	D9/516
D472,471	S	*	4/2003	McClure et al.	D9/539
D501,140	S	*	1/2005	Fung et al.	D9/503
D502,633	S	*	3/2005	Liu	D7/523
D504,822	S	*	5/2005	Wadalawala et al.	D9/503
D505,329	S	*	5/2005	Wadalawala et al.	D9/503

D508,205	S	*	8/2005	Wadalawala et al.	D9/500
D513,590	S	*	1/2006	Westphal	D9/504
D526,565	S	*	8/2006	Griffin et al.	D9/500
D531,903	S	*	11/2006	Haubein	D9/500
D558,054	S	*	12/2007	Melrose et al.	D9/549
D560,098	S	*	1/2008	Barducci	D7/523
D571,213	S	*	6/2008	Le Bras-Brown et al.	D9/516

* cited by examiner

Primary Examiner—Ian Simmons

Assistant Examiner—Elizabeth J Oswecki

(74) *Attorney, Agent, or Firm*—TraskBritt

(57) **CLAIM**

The ornamental design for a round bottle, as shown and described.

DESCRIPTION

FIG. 1 is a perspective view of a round bottle showing my new design;

FIG. 2 is a front view thereof;

FIG. 3 is a rear view thereof;

FIG. 4 is a first side view thereof;

FIG. 5 is a second side view thereof;

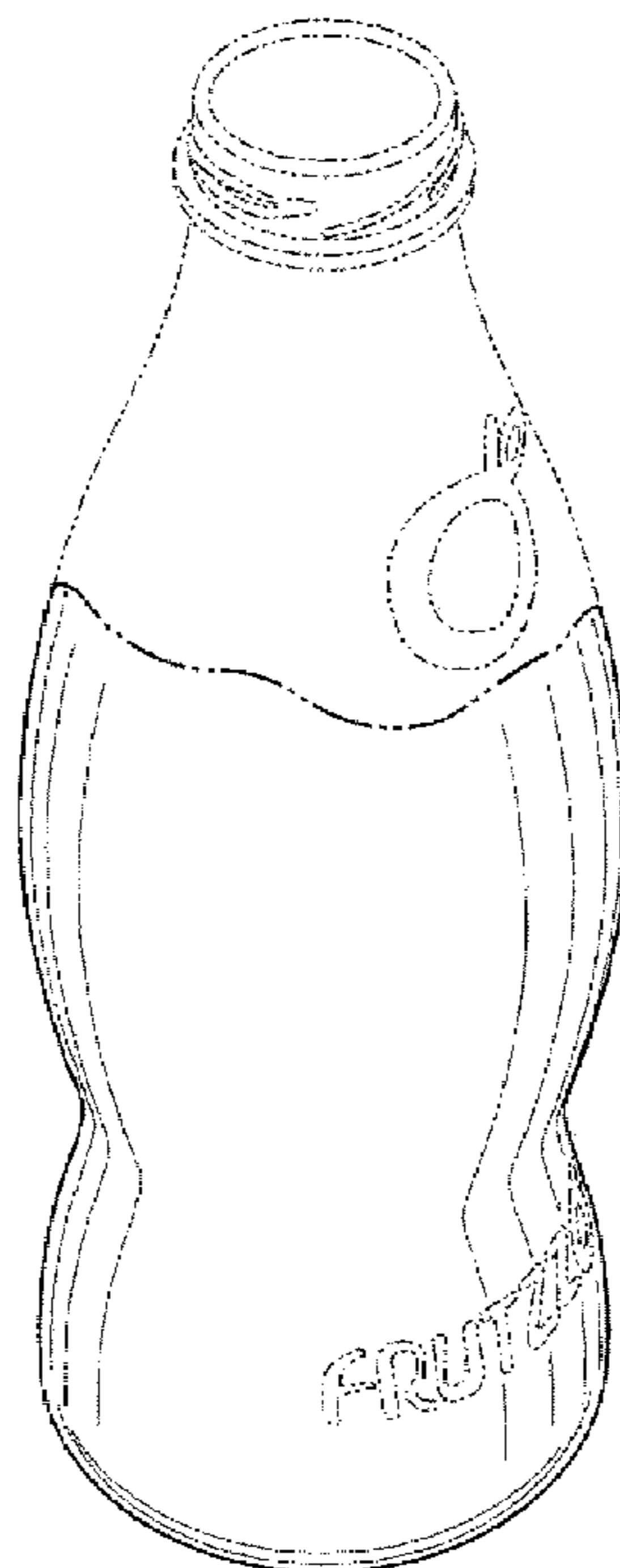
FIG. 6 is a top plan view thereof; and,

FIG. 7 is a bottom plan view thereof.

None of the features depicted in phantom forms any part of the claimed design.

The boundary line is represented by a dashed-dot-dashed line shown at the top of the bottle and is included for the purpose of illustrating only and forms no part of the claimed design.

1 Claim, 3 Drawing Sheets



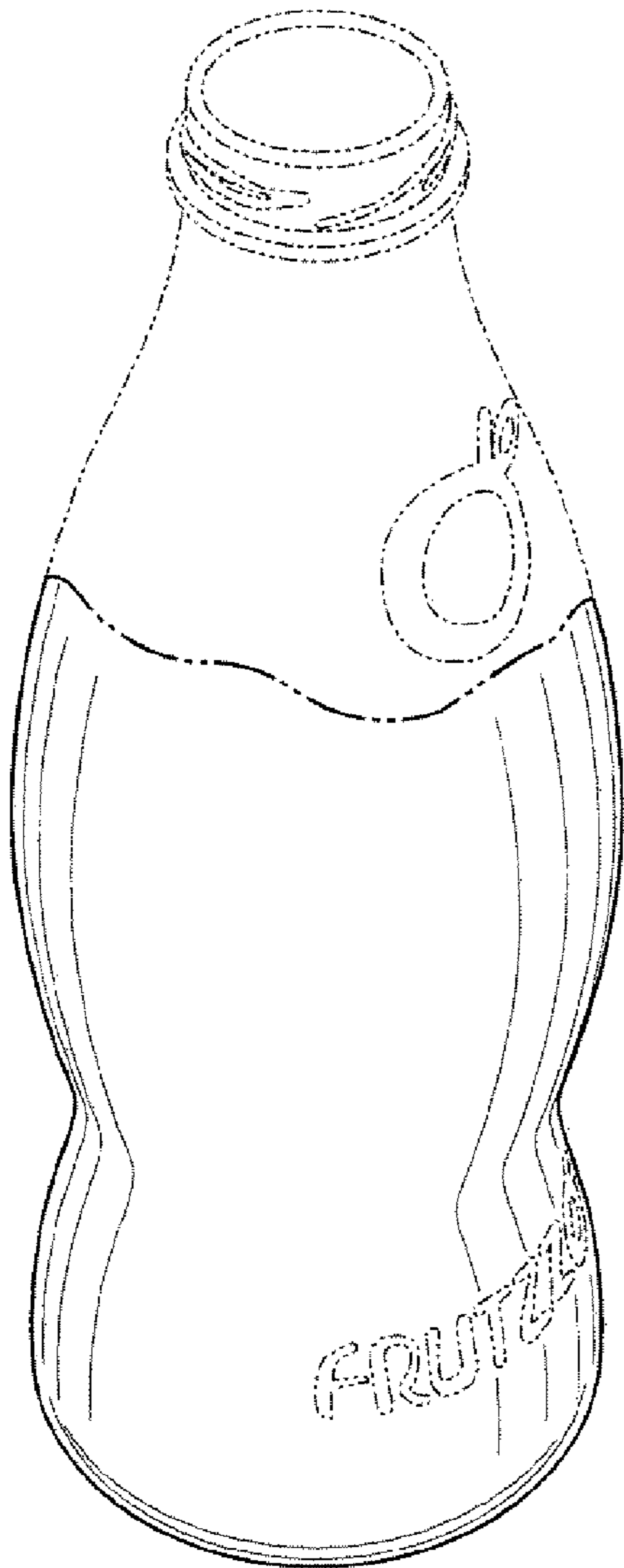


FIG. 1

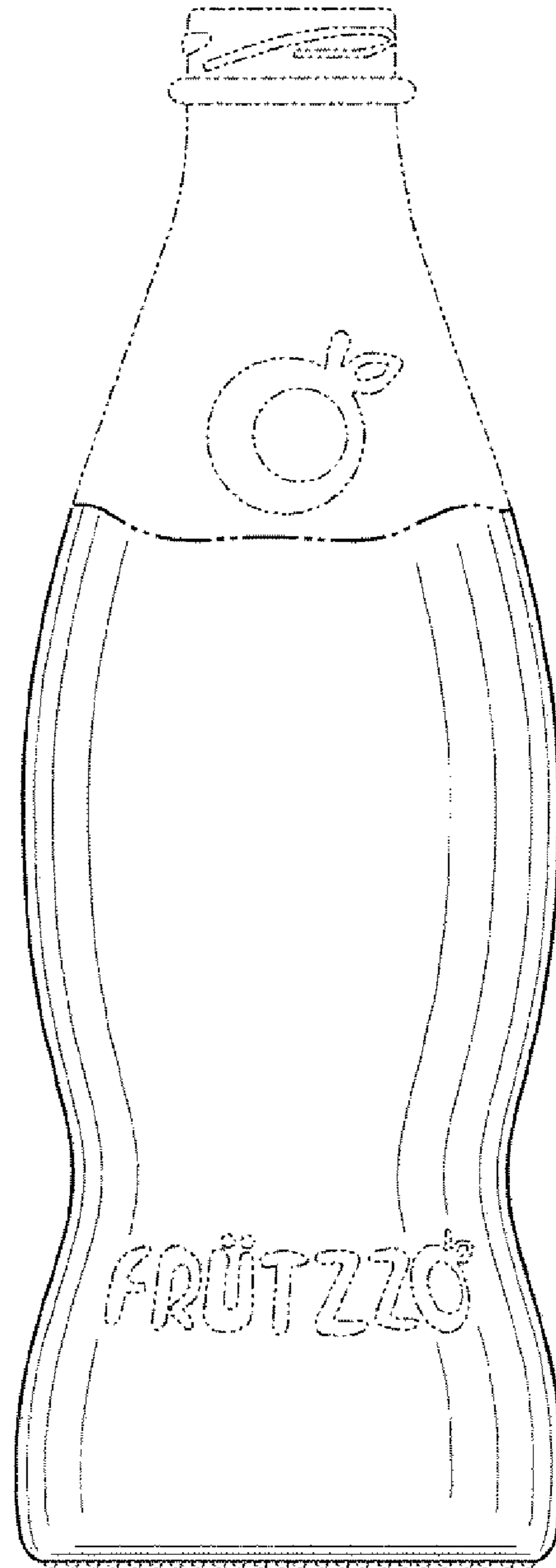


FIG. 2

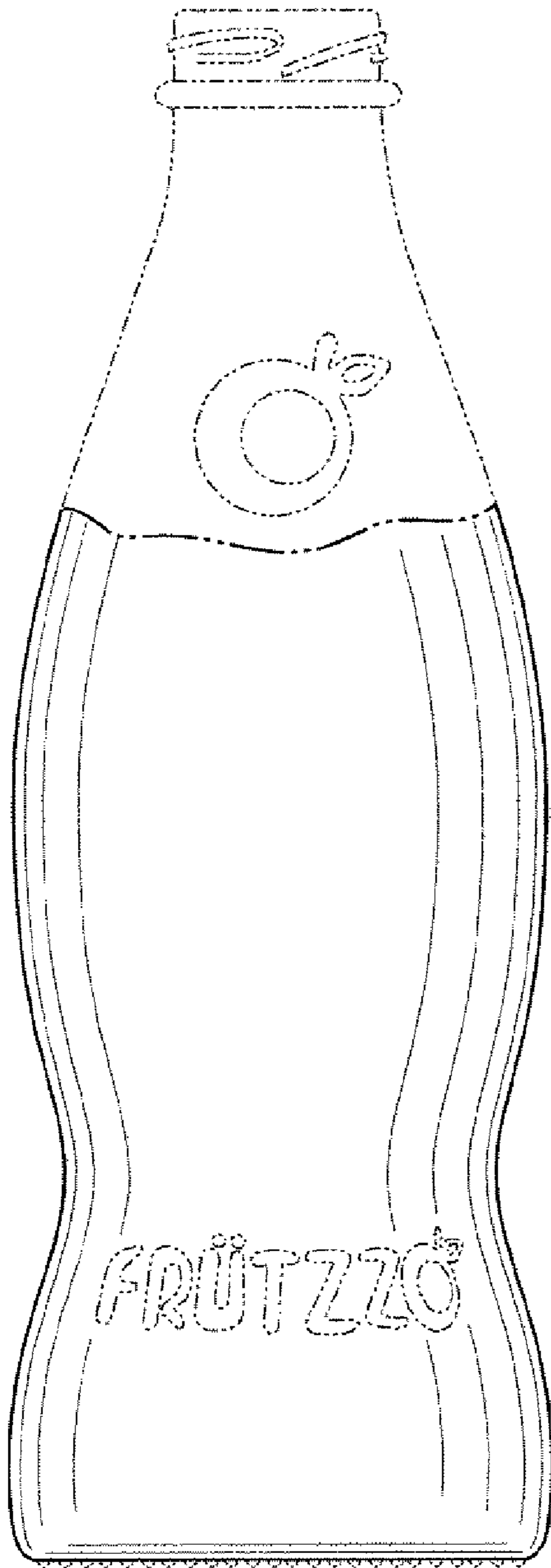


FIG. 3

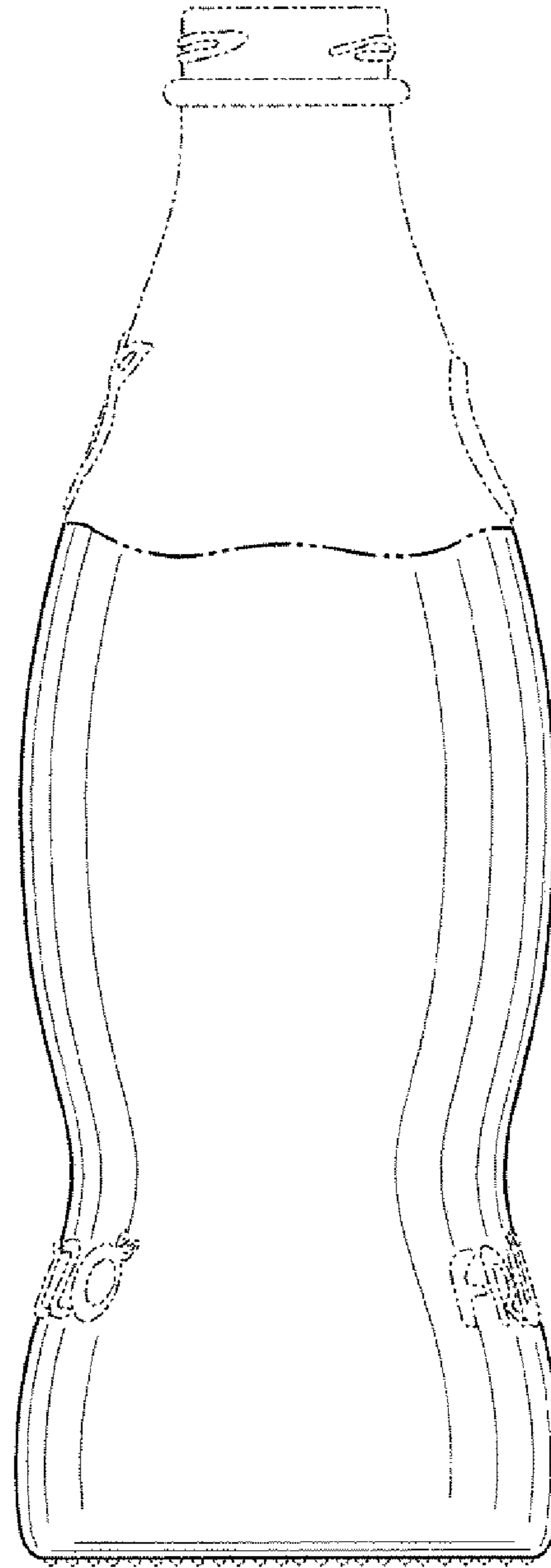


FIG. 4

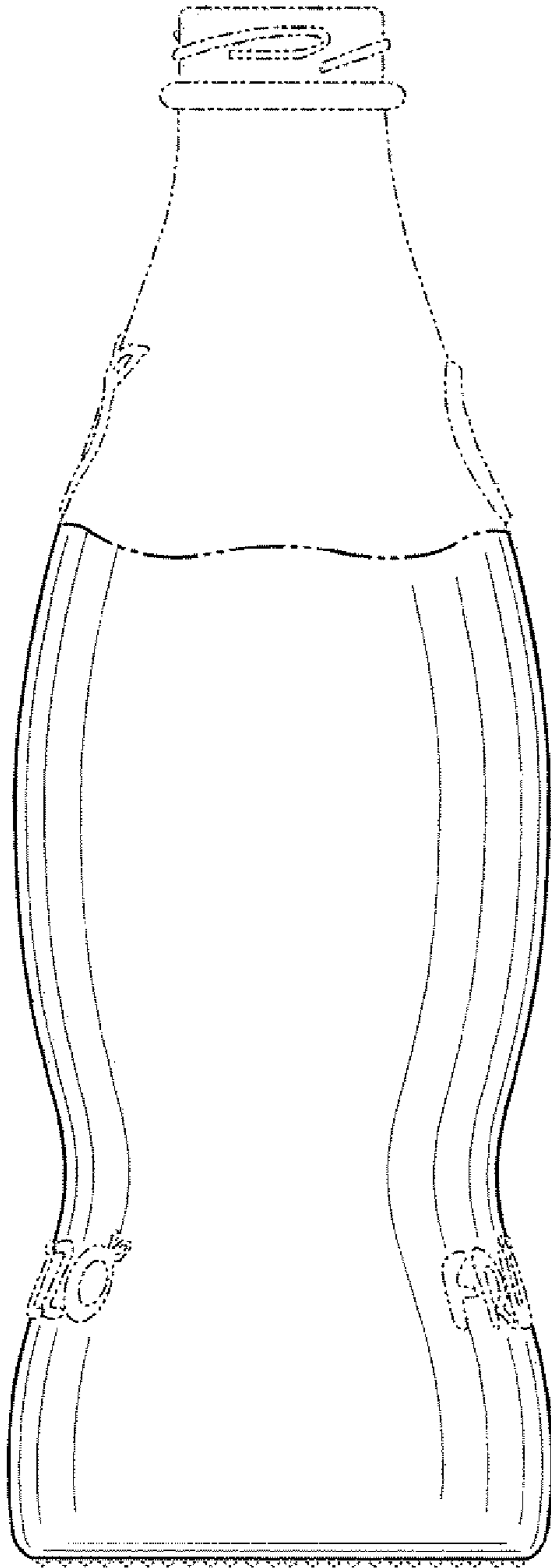


FIG. 5

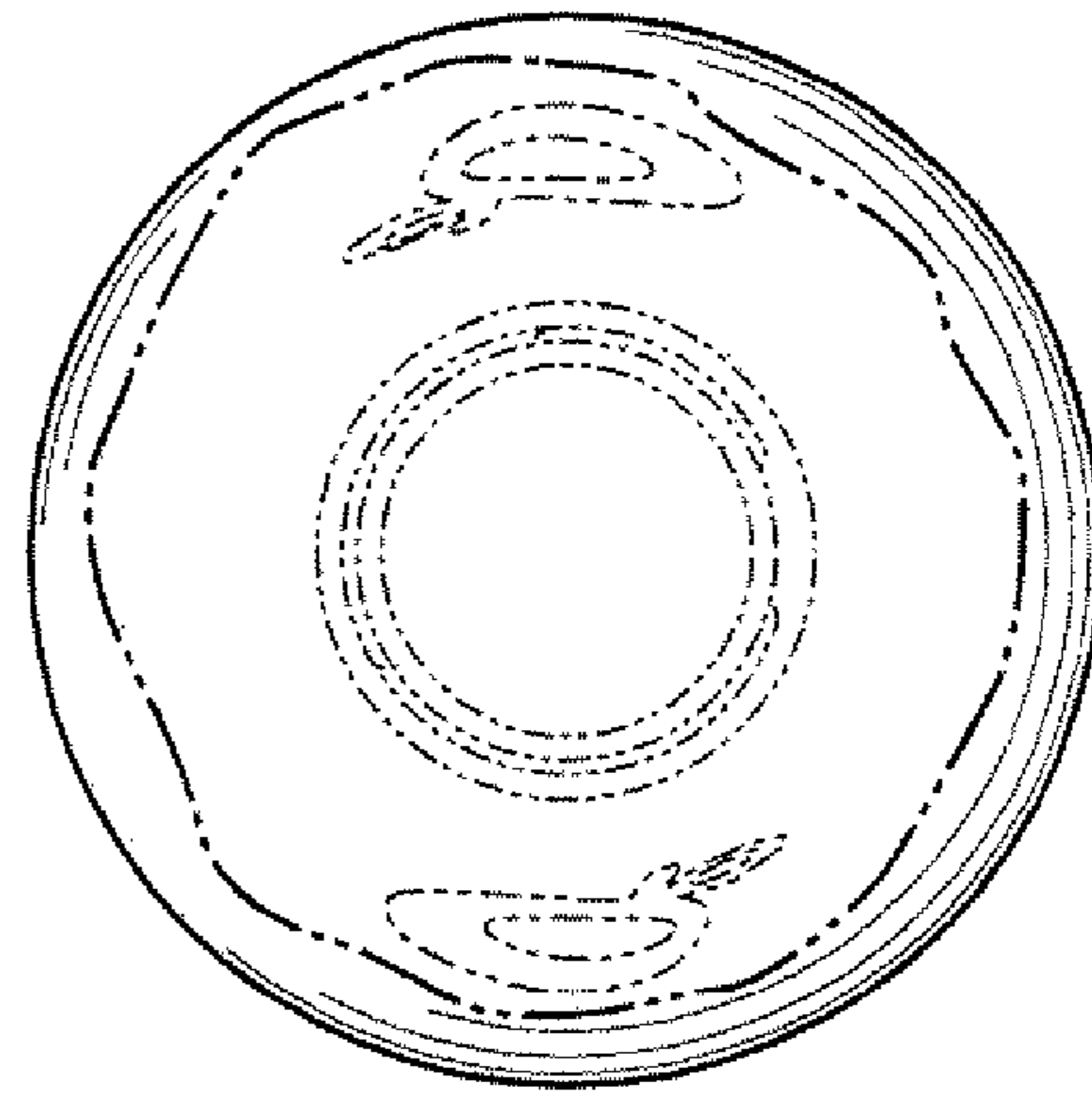


FIG. 6

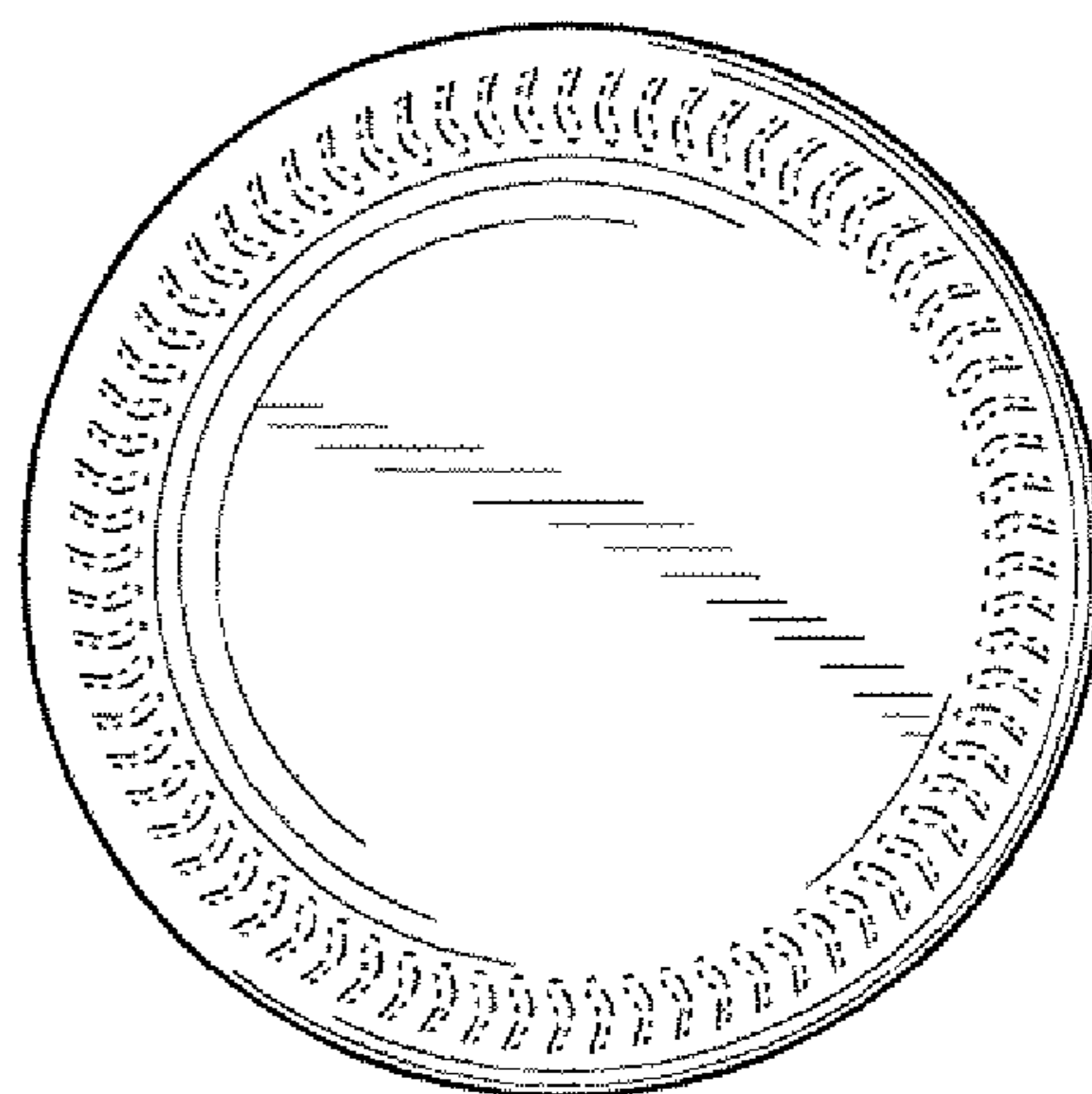


FIG. 7