



US00D581267S

(12) **United States Design Patent**
Tearle

(10) **Patent No.:** **US D581,267 S**

(45) **Date of Patent:** **** Nov. 25, 2008**

(54) **DOUBLE SLIDE PACK**

(75) Inventor: **Alan Douglas Tearle**, Southampton
(GB)

(73) Assignee: **British American Tobacco**
(Investments) Limited, London (GB)

(**) Term: **14 Years**

(21) Appl. No.: **29/282,557**

(22) Filed: **Jul. 24, 2007**

(30) **Foreign Application Priority Data**

Feb. 2, 2007 (EM) 000665872

(51) **LOC (8) Cl.** **09-03**

(52) **U.S. Cl.** **D9/432**

(58) **Field of Classification Search** D9/430-433,
D9/414-418, 420-429, 560, 737, 756; D3/273,
D3/302; 206/421, 454, 457, 775-778, 784,
206/822, 236, 242, 261, 265, 267, 268, 387.1;
220/500, 523-529, 552, 555; 229/100, 103.3,
229/104-106, 108, 108.1, 109, 110, 111,
229/112, 117.09, 117.12, 117.15, 120, 125.015,
229/160.1, 162.1, 182.1, 215, 247, 406, 407,
229/902, 920, 922, 930, 942, 67.3, 67.4,
229/68.1, 146; D19/2, 26; D27/186-191
See application file for complete search history.

(56) **References Cited**

U.S. PATENT DOCUMENTS

423,296 A * 3/1890 Weed 206/581
2,358,790 A * 9/1944 Carruth 229/132
3,052,398 A * 9/1962 Benjamin 229/125.37
3,127,083 A * 3/1964 Guyer 206/250
3,302,844 A * 2/1967 Henry 229/120.18
3,583,625 A * 6/1971 Gero 206/264

3,749,234 A * 7/1973 Gero 206/266
3,881,599 A * 5/1975 Flaherty 206/273
4,172,520 A * 10/1979 Gero 206/265
D261,110 S * 10/1981 Yoshimoto D9/432
D279,264 S * 6/1985 Ujiie D9/432

(Continued)

Primary Examiner—T. Chase Nelson

Assistant Examiner—Karen Acker

(74) *Attorney, Agent, or Firm*—Charles I. Sherman;
Middleton Reutlinger

(57) **CLAIM**

The ornamental design for a double slide pack, as shown and described.

DESCRIPTION

FIG. 1 is a front view of the design of the present invention in a closed position;

FIG. 2 is a rear view of the design of the present invention in a closed position;

FIG. 3 is a perspective view of the design of the present invention in a closed position;

FIG. 4 is a front view of the design of the present invention in an open position;

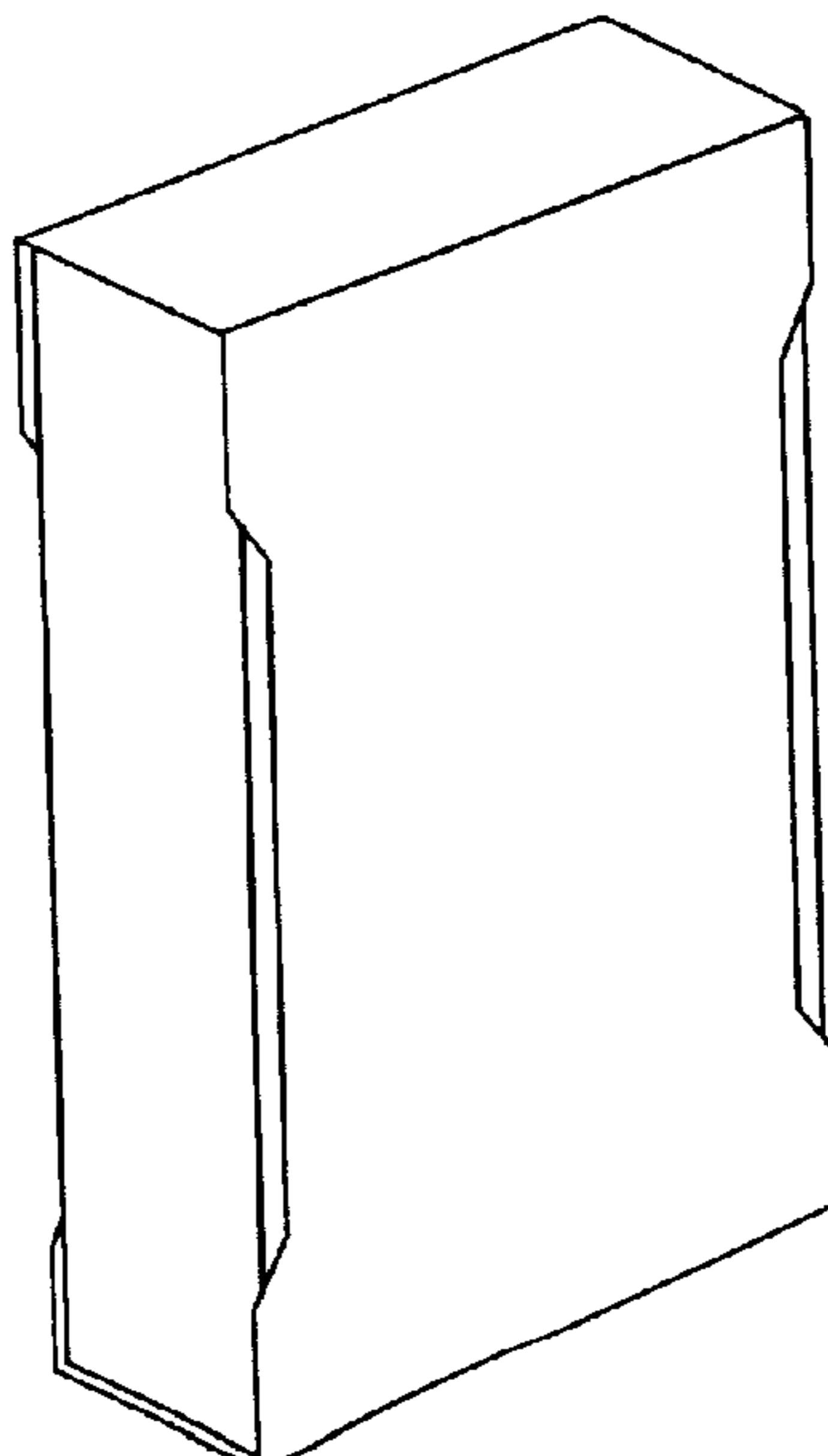
FIG. 5 is a rear view of the design of the present invention in an open position;

FIG. 6 is a top view of the design of the present invention in an open position; and,

FIG. 7 is a front perspective view of the design of the present invention in an open position.

For the purpose of showing the slide pack in condition of use, contents are shown in broken line. The broken line and the contents they depict form no part of the claimed design.

1 Claim, 5 Drawing Sheets



US D581,267 S

Page 2

U.S. PATENT DOCUMENTS

4,534,463	A *	8/1985	Bouchard	206/267	D366,415	S *	1/1996	Nagasaka	D9/432
D282,444	S *	2/1986	Yoshizawa	D9/432	D381,266	S *	7/1997	Genma	D9/432
4,911,298	A *	3/1990	Miyagawa et al.	206/387.1	D383,064	S *	9/1997	Tsukikawa	D9/432
D309,570	S *	7/1990	Kinoshita	D9/418	D402,554	S *	12/1998	Batchelor	D9/433
D314,914	S *	2/1991	Callinan	D9/432	D411,799	S *	7/1999	Davis	D9/432
5,080,227	A *	1/1992	Focke	206/273	6,435,342	B1 *	8/2002	Agnes	206/268
5,103,978	A *	4/1992	Secor	206/387.1	D465,416	S *	11/2002	Dzwill et al.	D9/432
D342,026	S *	12/1993	Cross	D9/432	D482,279	S *	11/2003	Waldburger et al.	D9/432
5,415,288	A *	5/1995	Ozaki	206/387.1	6,957,764	B2 *	10/2005	Pozzoli	229/136
						D553,493	S *	10/2007	Kracke	D9/432

* cited by examiner

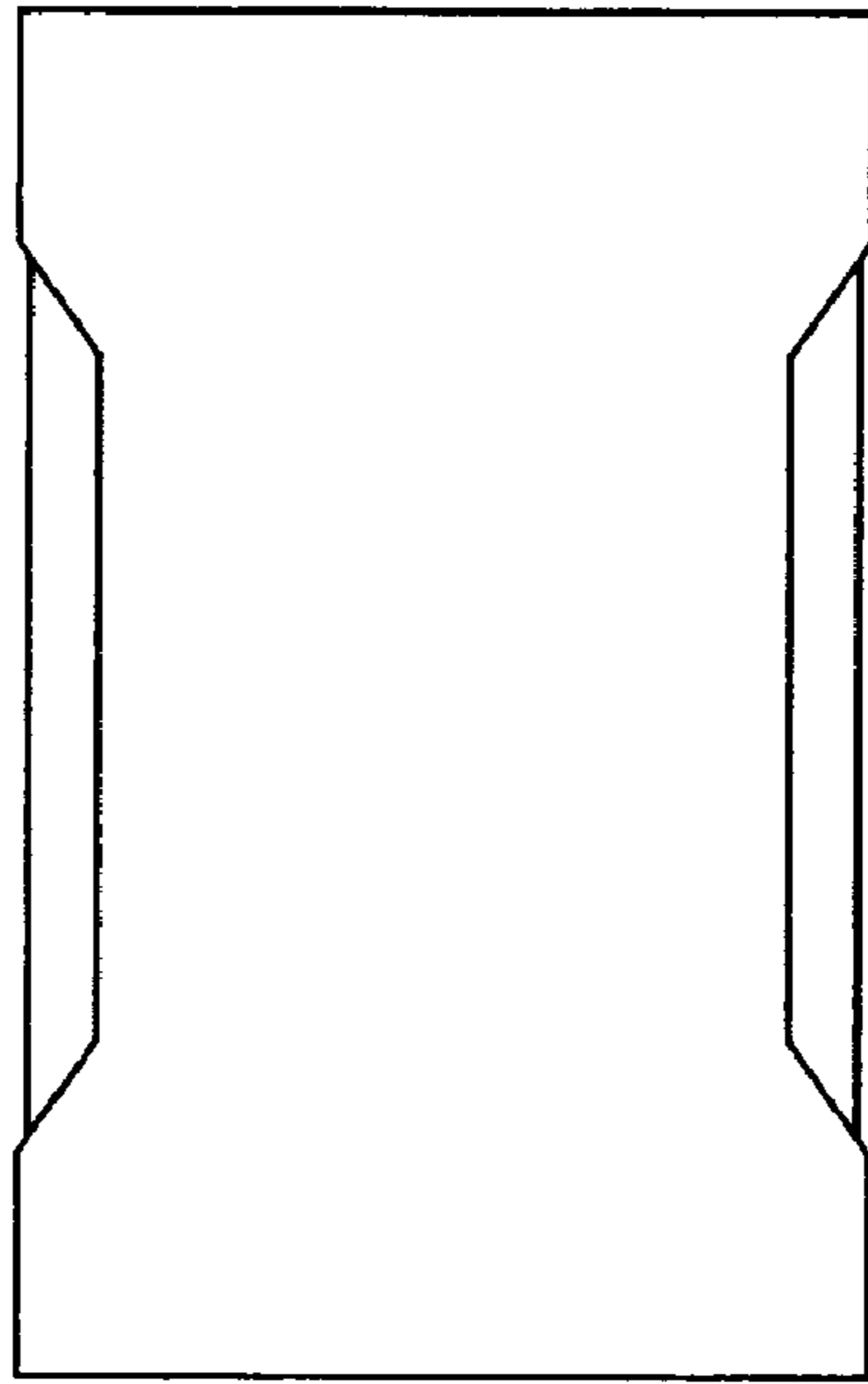


FIGURE 1

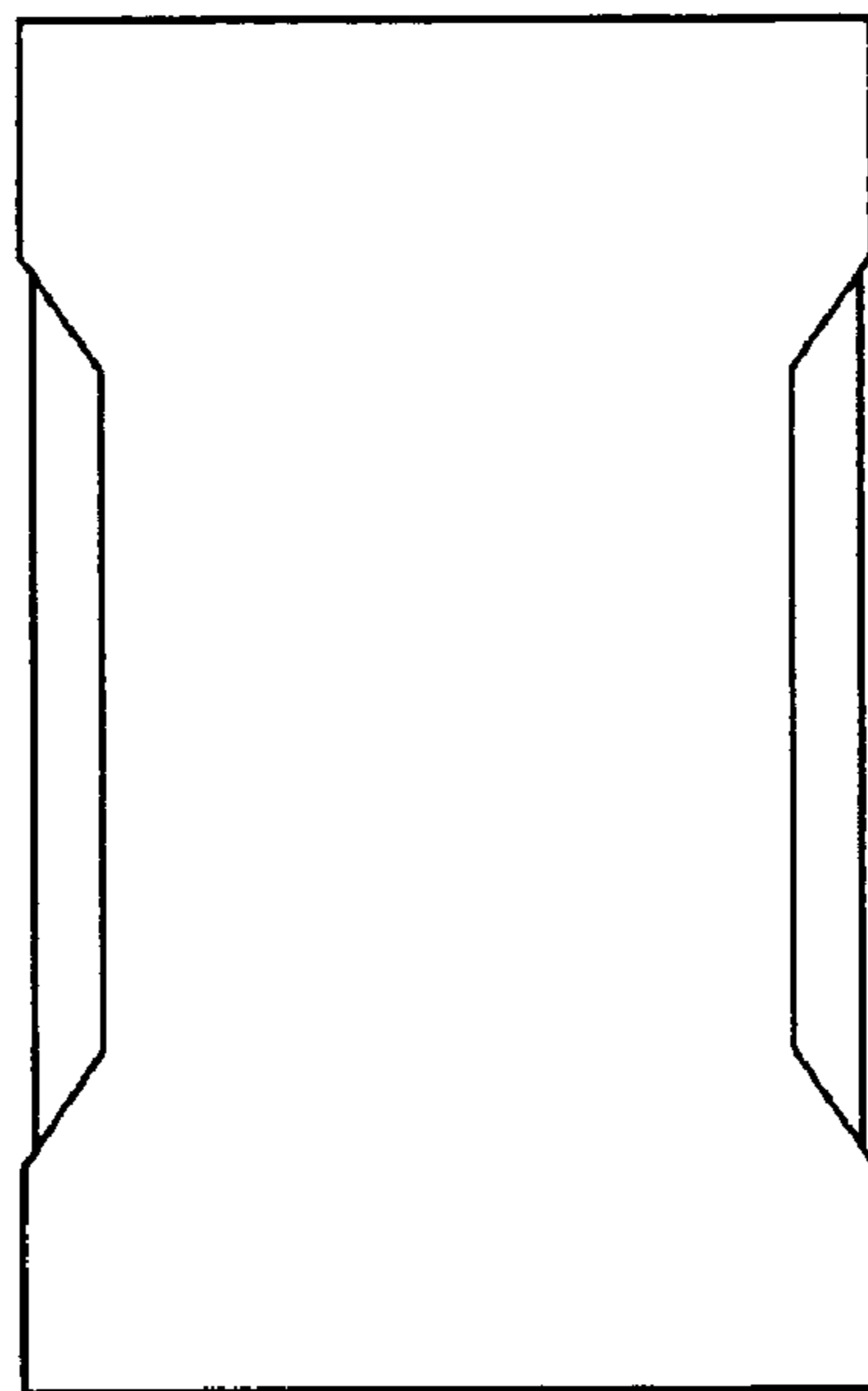


FIGURE 2

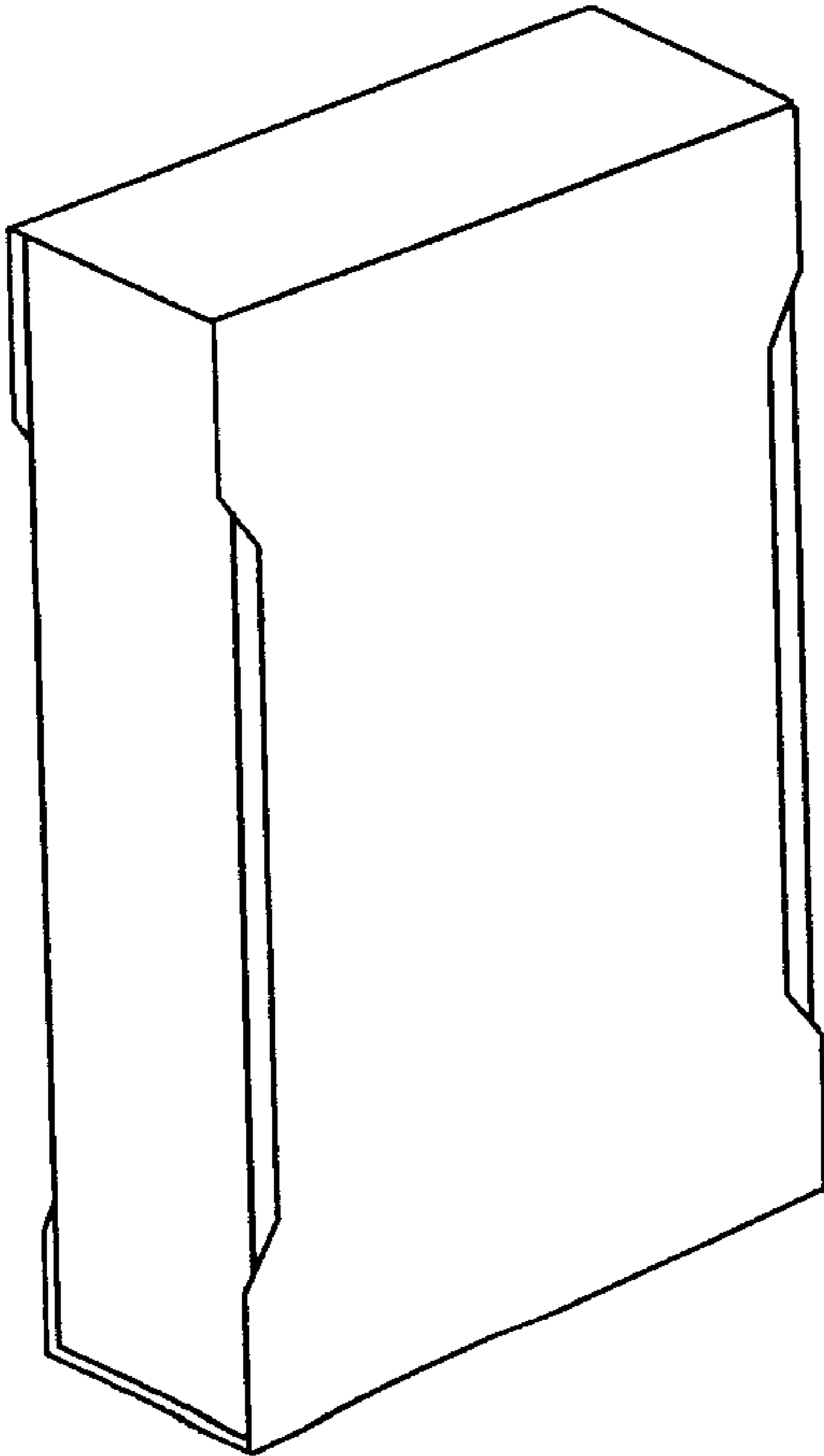


FIGURE 3

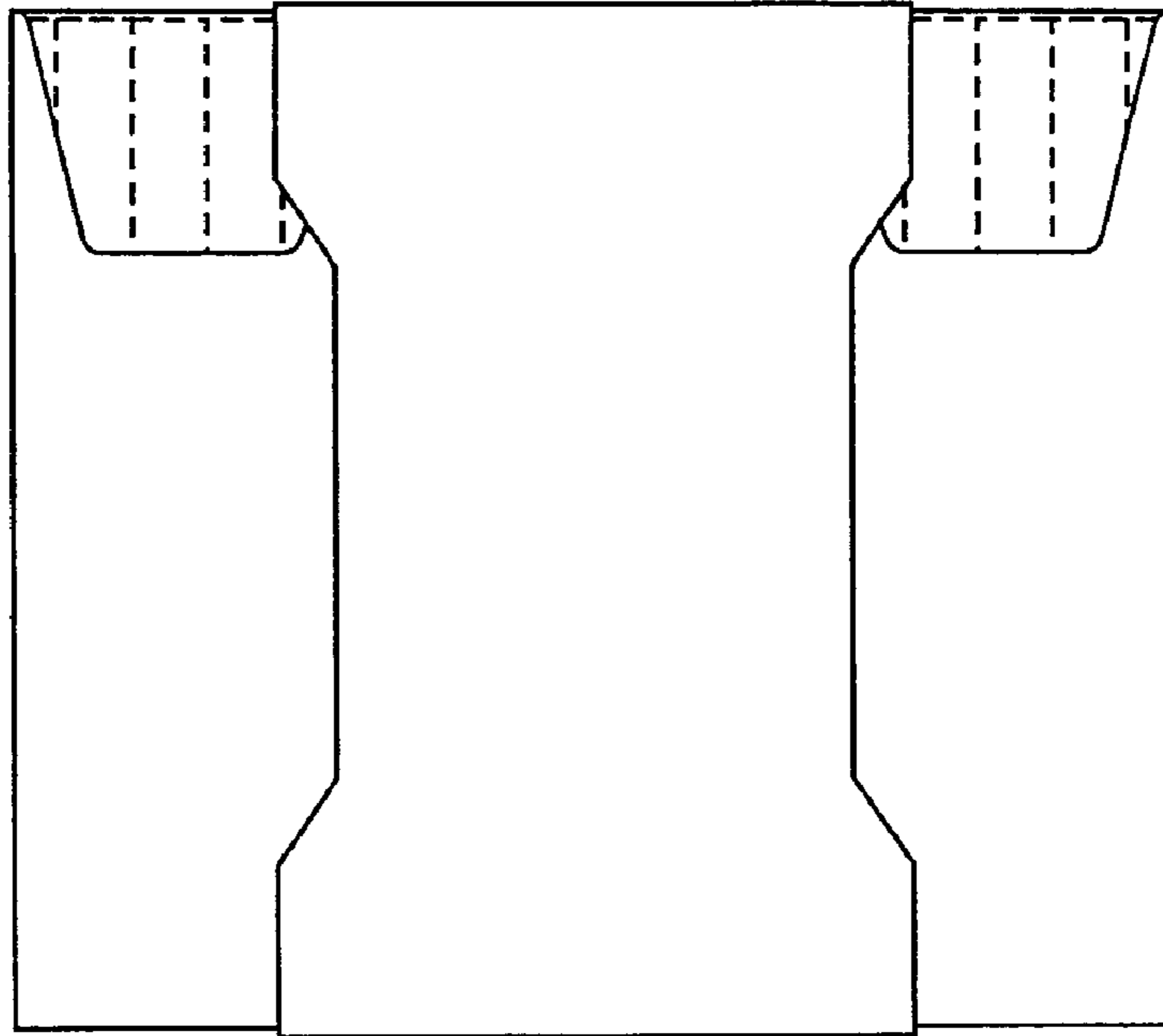


FIGURE 4

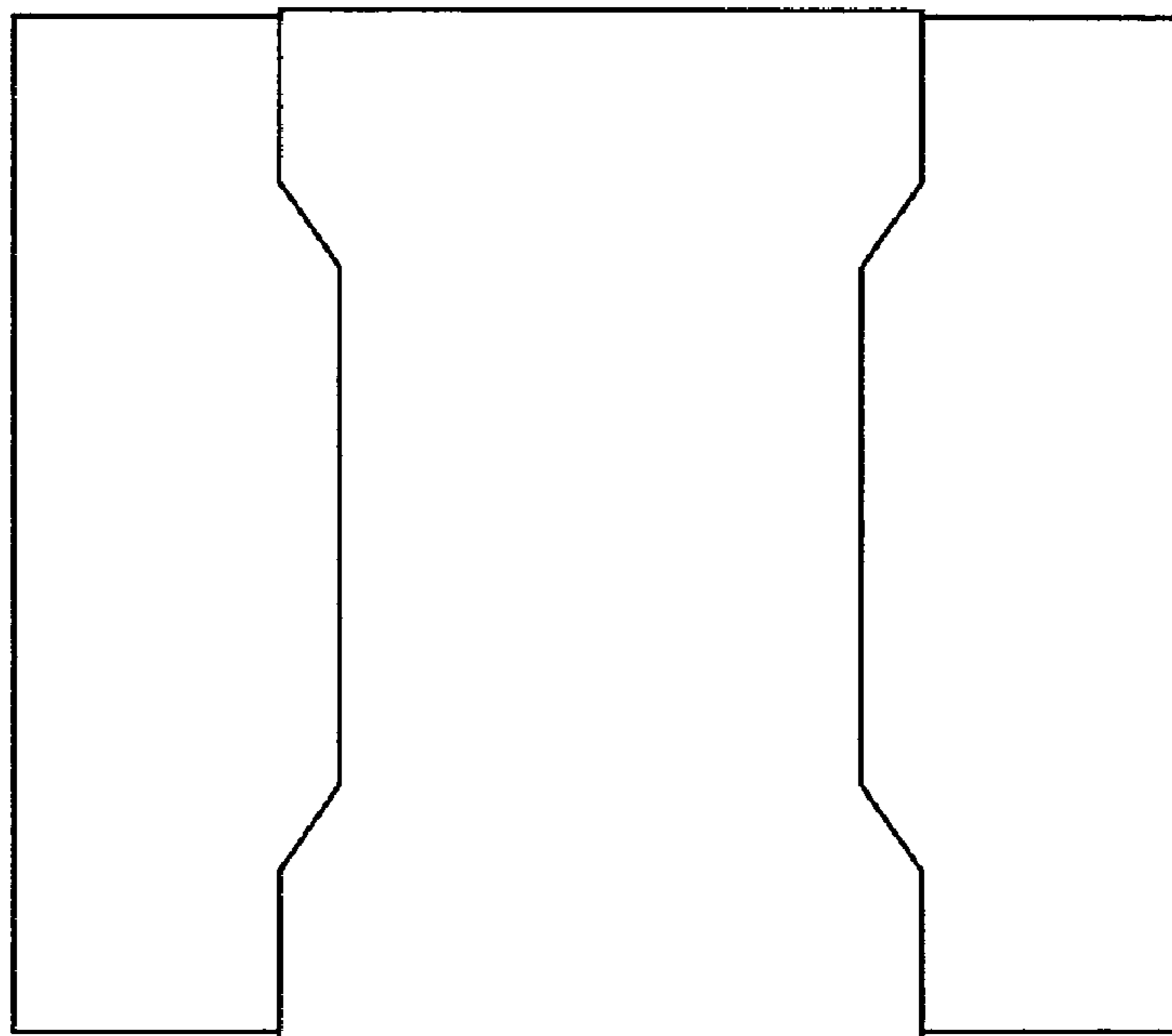


FIGURE 5



FIGURE 6

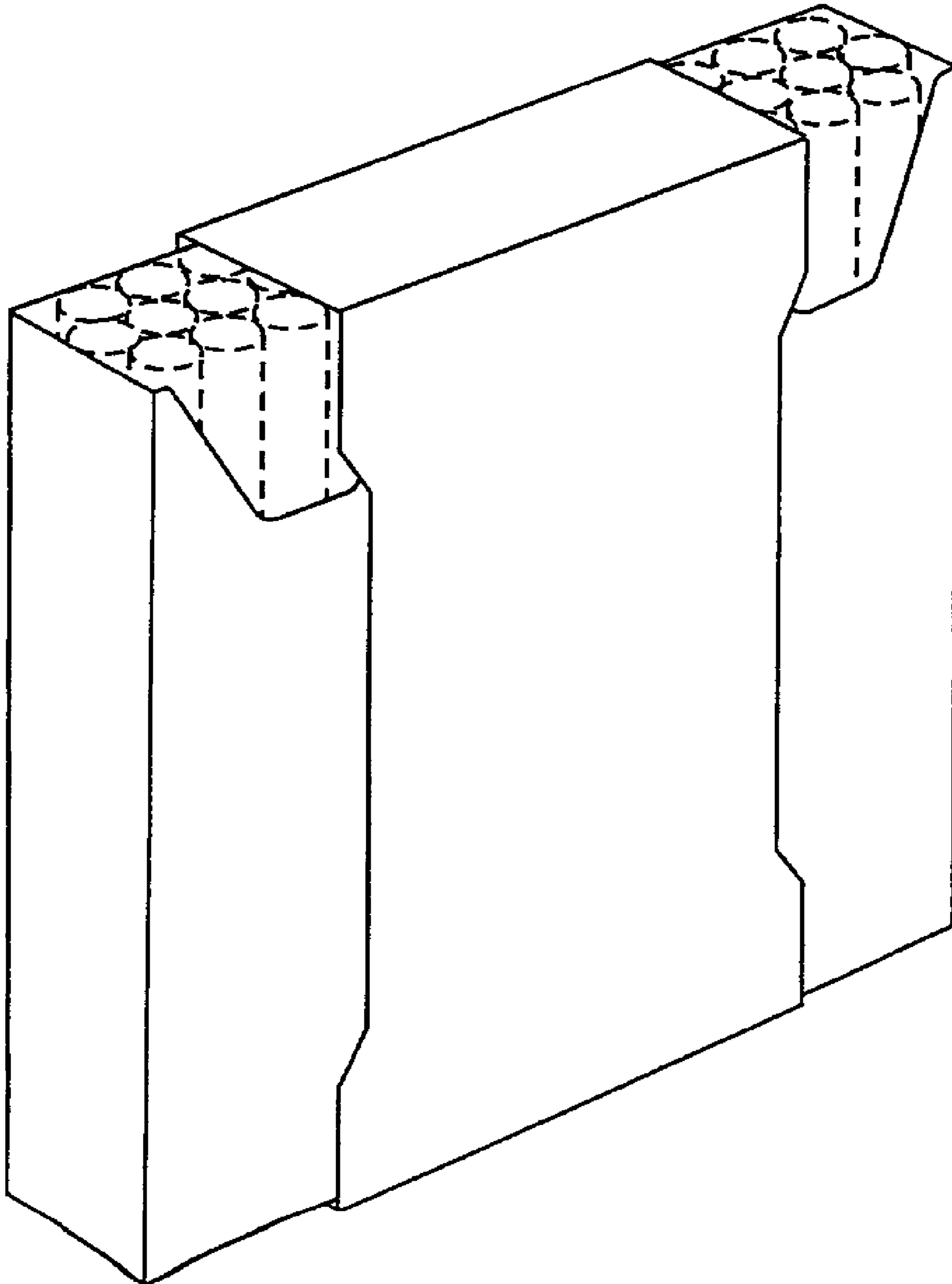


FIGURE 7