



US00D581262S

(12) **United States Design Patent**
Suyama et al.

(10) **Patent No.:** **US D581,262 S**
(45) **Date of Patent:** **** Nov. 25, 2008**

(54) **PACKING BOX FOR FISHING LINE**
(75) Inventors: **Koji Suyama**, Tokyo (JP); **Keisuke Narumi**, New York, NY (US); **Takahiro Oizumi**, Tokyo (JP)

6,213,387 B1 * 4/2001 Zinke 229/116.1
D533,450 S * 12/2006 Edwards et al. D9/431
D546,673 S * 7/2007 Mongeon et al. D9/432
D552,985 S * 10/2007 Shiiya et al. D9/432
D554,500 S * 11/2007 Bone et al. D9/432
D566,577 S * 4/2008 Norton et al. D9/644
D569,266 S * 5/2008 Wouters et al. D9/704
2005/0252811 A1 * 11/2005 Perbet 206/461

(73) Assignee: **Kureha Corporation**, Tokyo (JP)

(**) Term: **14 Years**

* cited by examiner

(21) Appl. No.: **29/290,513**

Primary Examiner—Catherine Tuttle

(22) Filed: **Dec. 12, 2007**

(57) **CLAIM**

(30) **Foreign Application Priority Data**
Jul. 11, 2007 (JP) 2007-018901

The ornamental design for the packing box for fishing line, as shown.

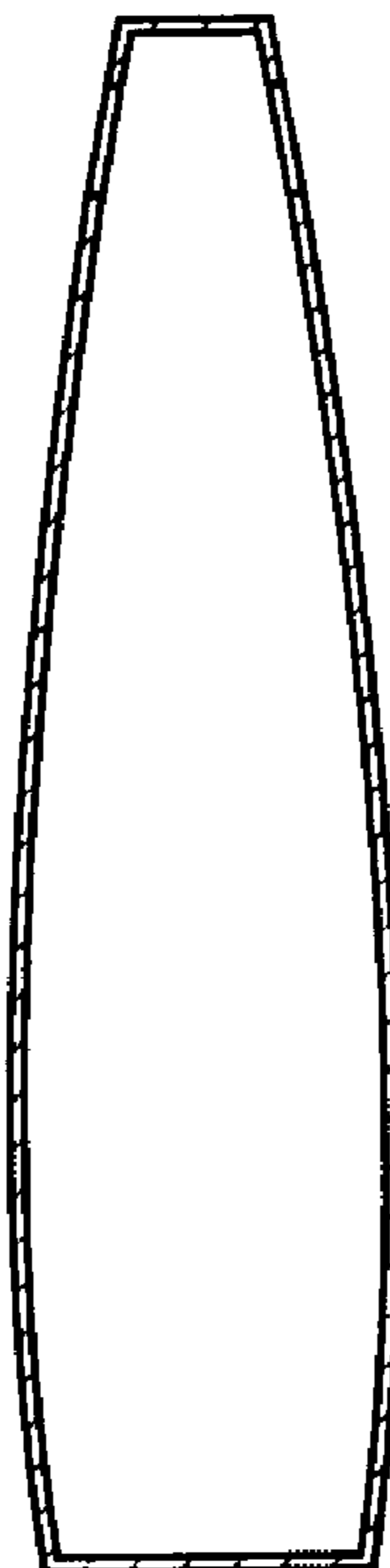
(51) **LOC (8) Cl.** **09-03**
(52) **U.S. Cl.** **D9/415; D9/600; D9/431**
(58) **Field of Classification Search** D9/600–681,
D9/414–433; 206/303, 315.11, 388, 389,
206/395–398, 457, 461–471, 806; 229/100,
229/106, 116.1, 117.09, 117.12, 117.18,
229/117.24, 117.25, 201, 922
See application file for complete search history.

DESCRIPTION

FIG. 1 is a front view of the packing box for fishing line showing our new design;
FIG. 2 is a rear view thereof;
FIG. 3 is a top plan view thereof;
FIG. 4 is a bottom plan view thereof;
FIG. 5 is a right side view thereof;
FIG. 6 is a left side view thereof;
FIG. 7 is a perspective view thereof; and,
FIG. 8 is a cross sectional view of the plane indicated by line 8—8 in FIG. 1.

(56) **References Cited**
U.S. PATENT DOCUMENTS
D241,718 S * 10/1976 Hourahine D9/457
D364,739 S * 12/1995 Okamoto et al. D3/263
D364,803 S * 12/1995 Wada D9/415
D420,906 S * 2/2000 Nash et al. D9/415

1 Claim, 3 Drawing Sheets






FIG. 1




FIG. 2

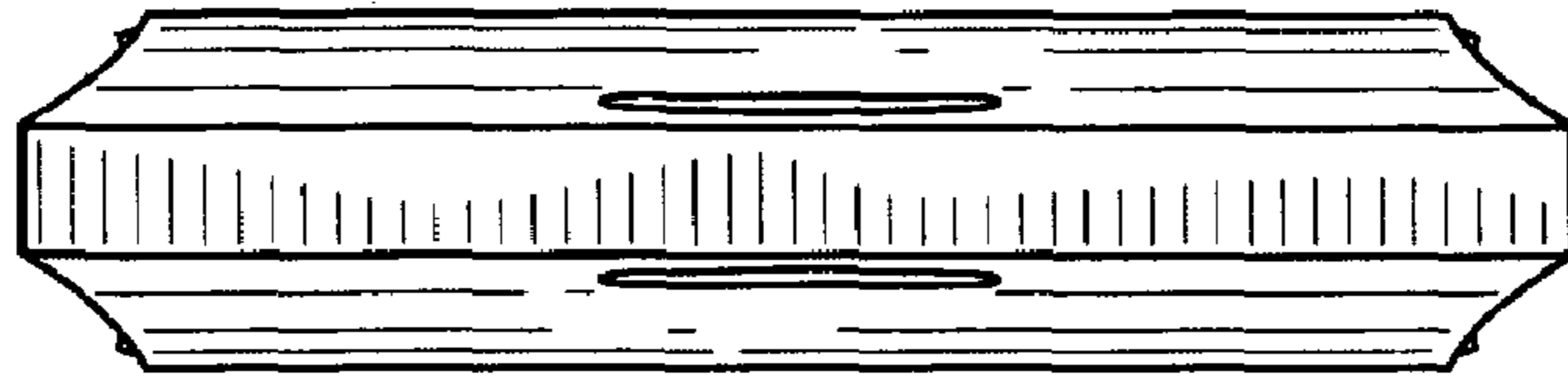


FIG. 3

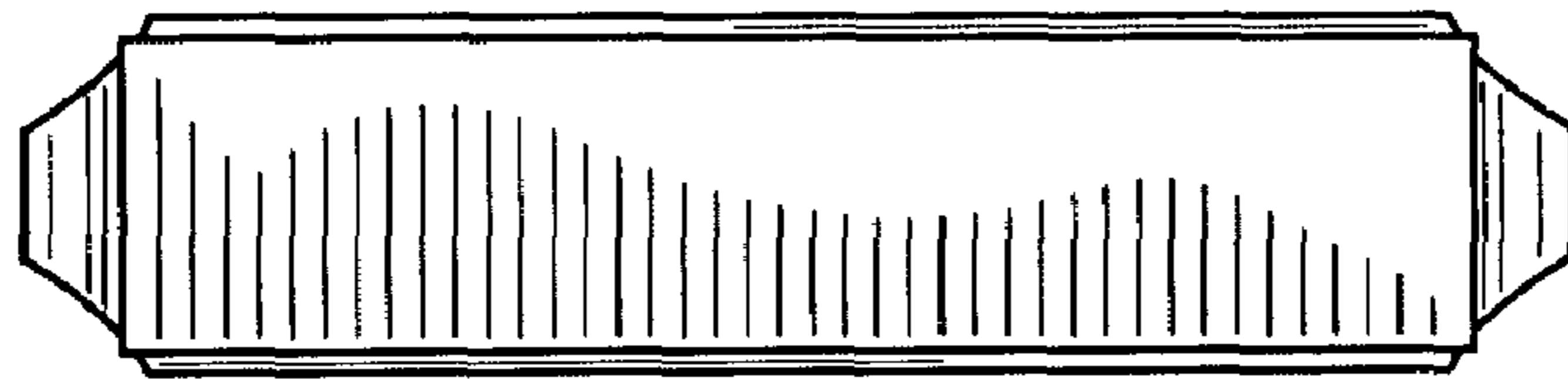


FIG. 4

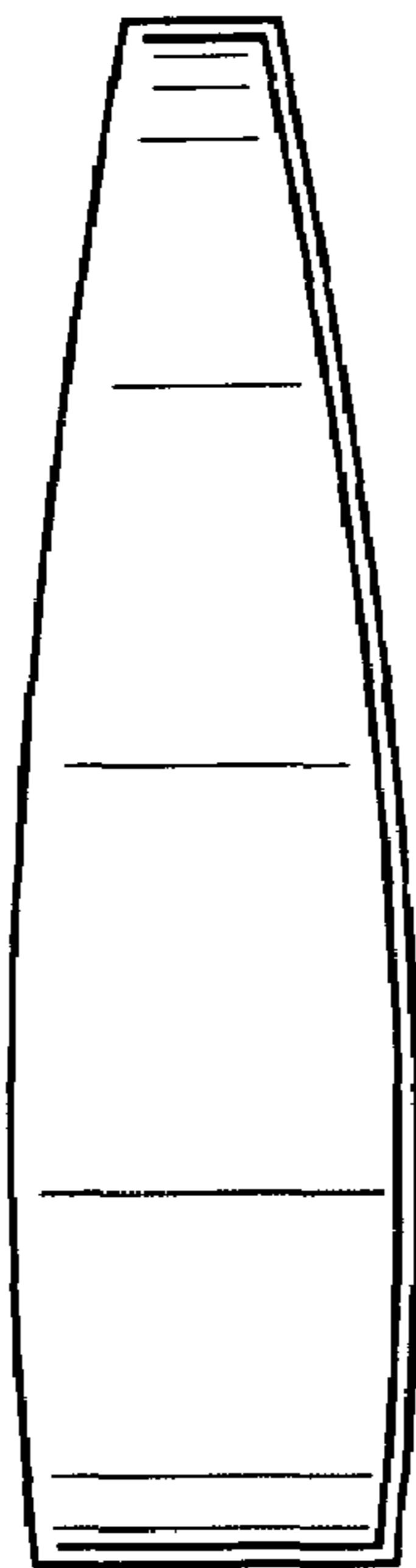


FIG. 5

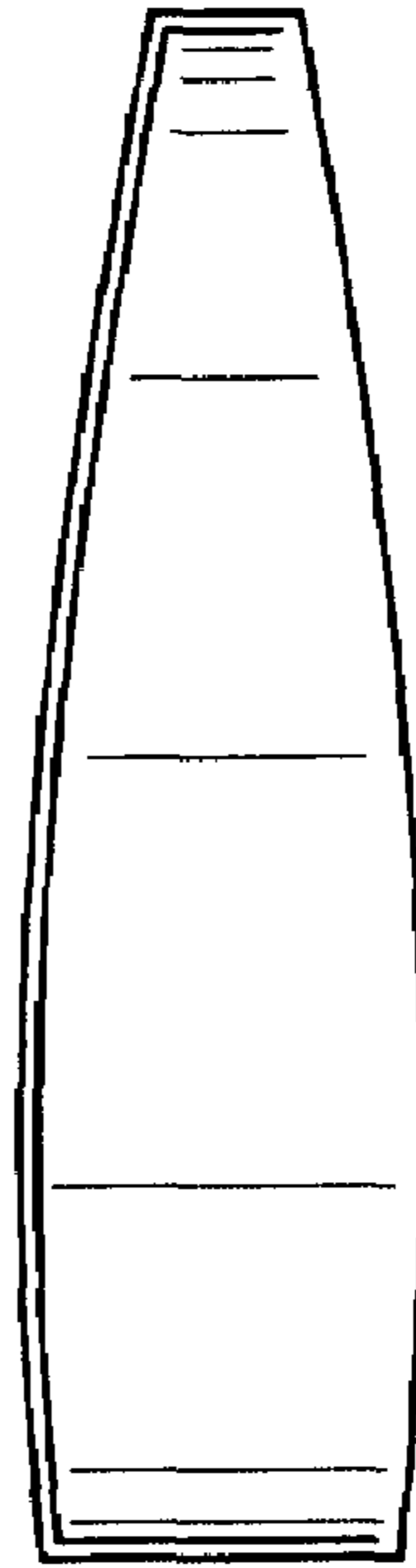


FIG. 6

FIG. 8

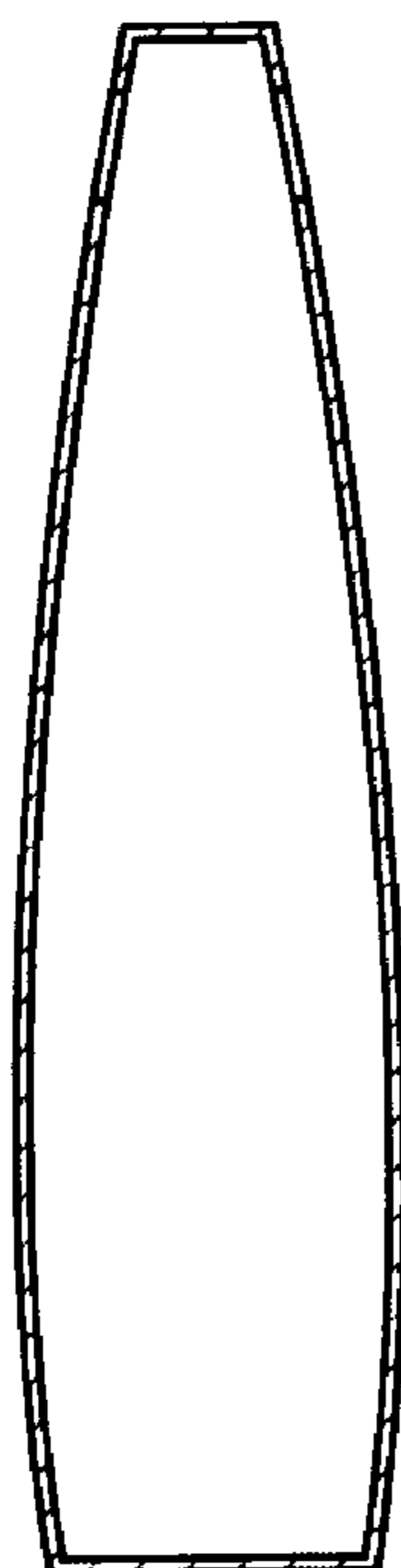



FIG. 7