



US00D581245S

(12) **United States Design Patent**  
**Conway**

(10) **Patent No.:** **US D581,245 S**

(45) **Date of Patent:** **\*\* \*Nov. 25, 2008**

(54) **BIOMETRIC DOOR LOCK ASSEMBLY**

(75) Inventor: **Patrick Conway**, Baldwinsville, NY  
(US)

(73) Assignee: **BioAxis Development Corporation**,  
Baldwinsville, NY (US)

(\* ) Notice: This patent is subject to a terminal disclaimer.

(\*\*) Term: **14 Years**

(21) Appl. No.: **29/279,992**

(22) Filed: **May 14, 2007**

(51) **LOC (8) Cl.** ..... **08-07**

(52) **U.S. Cl.** ..... **D8/330**

(58) **Field of Classification Search** ..... D8/301,  
D8/302, 330, 331, 332, 341, 342, 343, 349,  
D8/350; D21/338; 70/107, 129, 149, 189,  
70/208, 211, 218, 224, 277, 278.1, 282, 285,  
70/472; 200/5 A; 292/32, 137, 169, 333  
See application file for complete search history.

(56) **References Cited**

U.S. PATENT DOCUMENTS

4,637,237	A *	1/1987	Witkoski et al.	70/285
D305,861	S *	2/1990	Kautt	D8/330
D344,009	S *	2/1994	Fontenot	D8/331
D452,807	S *	1/2002	Gartner	D8/330
D470,033	S *	2/2003	Fleury et al.	D8/302
D474,103	S *	5/2003	Kaiser et al.	D8/350

D479,682	S *	9/2003	Frolov et al.	D8/331
D495,943	S *	9/2004	Hentschel et al.	D8/330
D545,172	S *	6/2007	Kaiser et al.	D8/331
D552,966	S *	10/2007	Roberts et al.	D8/350
D552,967	S *	10/2007	Roberts et al.	D8/350
D552,968	S *	10/2007	Roberts et al.	D8/350
2004/0089035	A1 *	5/2004	Ciezki et al.	70/208

\* cited by examiner

*Primary Examiner*—Stella M. Reid

*Assistant Examiner*—Shanda C. Hill

(74) *Attorney, Agent, or Firm*—George R. McGuire; Bond,  
Schoeneck & King, PLLC

(57) **CLAIM**

The ornamental design for a biometric door lock assembly,  
shown and described.

**DESCRIPTION**

FIG. 1 is a perspective view of a biometric door lock assembly  
showing my new design, shown in condition of use;

FIG. 2 is a front elevation view of the biometric door lock  
assembly;

FIG. 3 is a top plan view thereof;

FIG. 4 is a bottom plan view thereof;

FIG. 5 is a right side elevation view thereof; and,

FIG. 6 is a left side elevation view thereof.

The broken lines shown in the drawing disclosure are for  
illustrative purposes only and form no part of the claimed  
design.

**1 Claim, 4 Drawing Sheets**

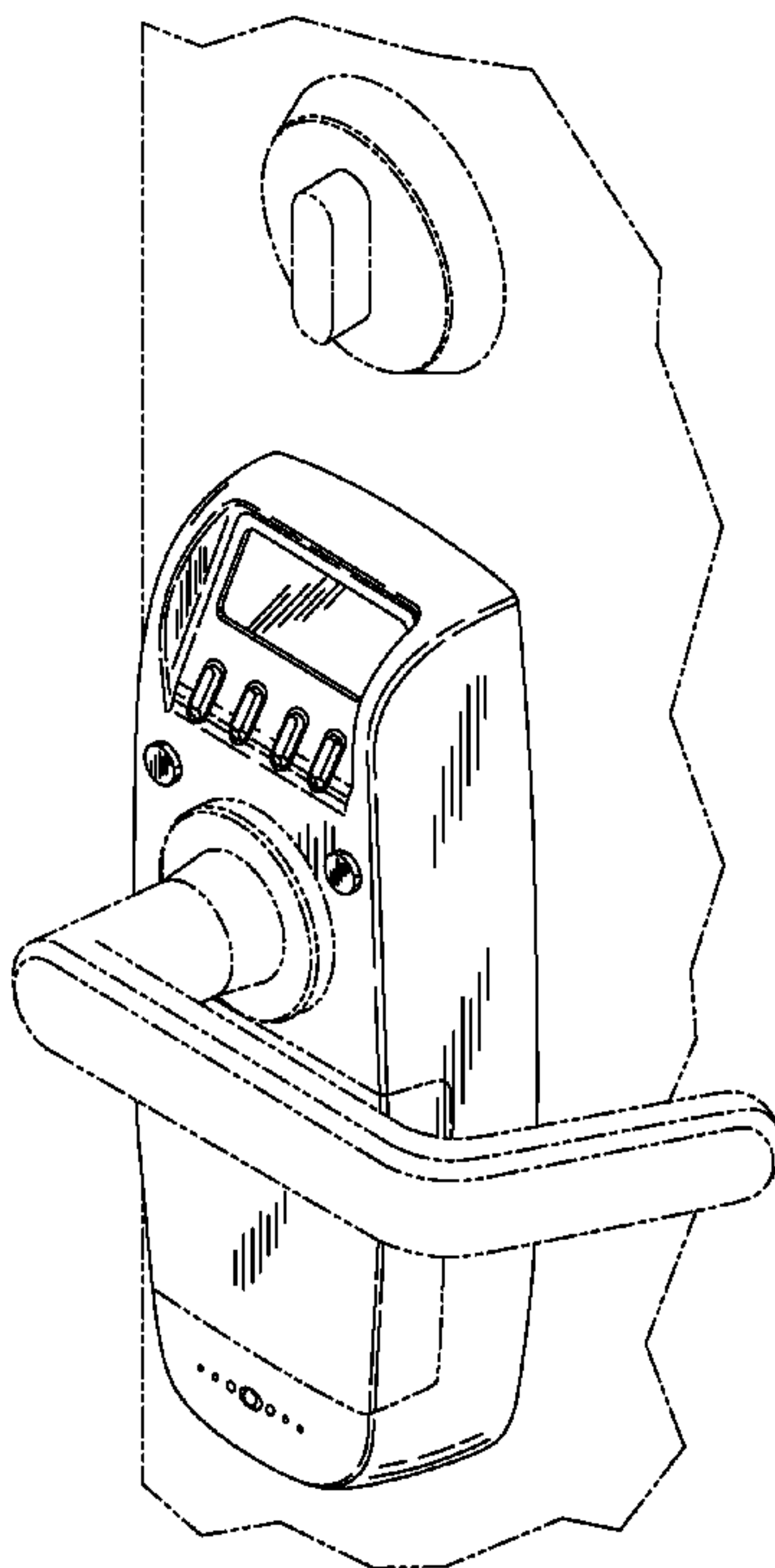


FIG.1

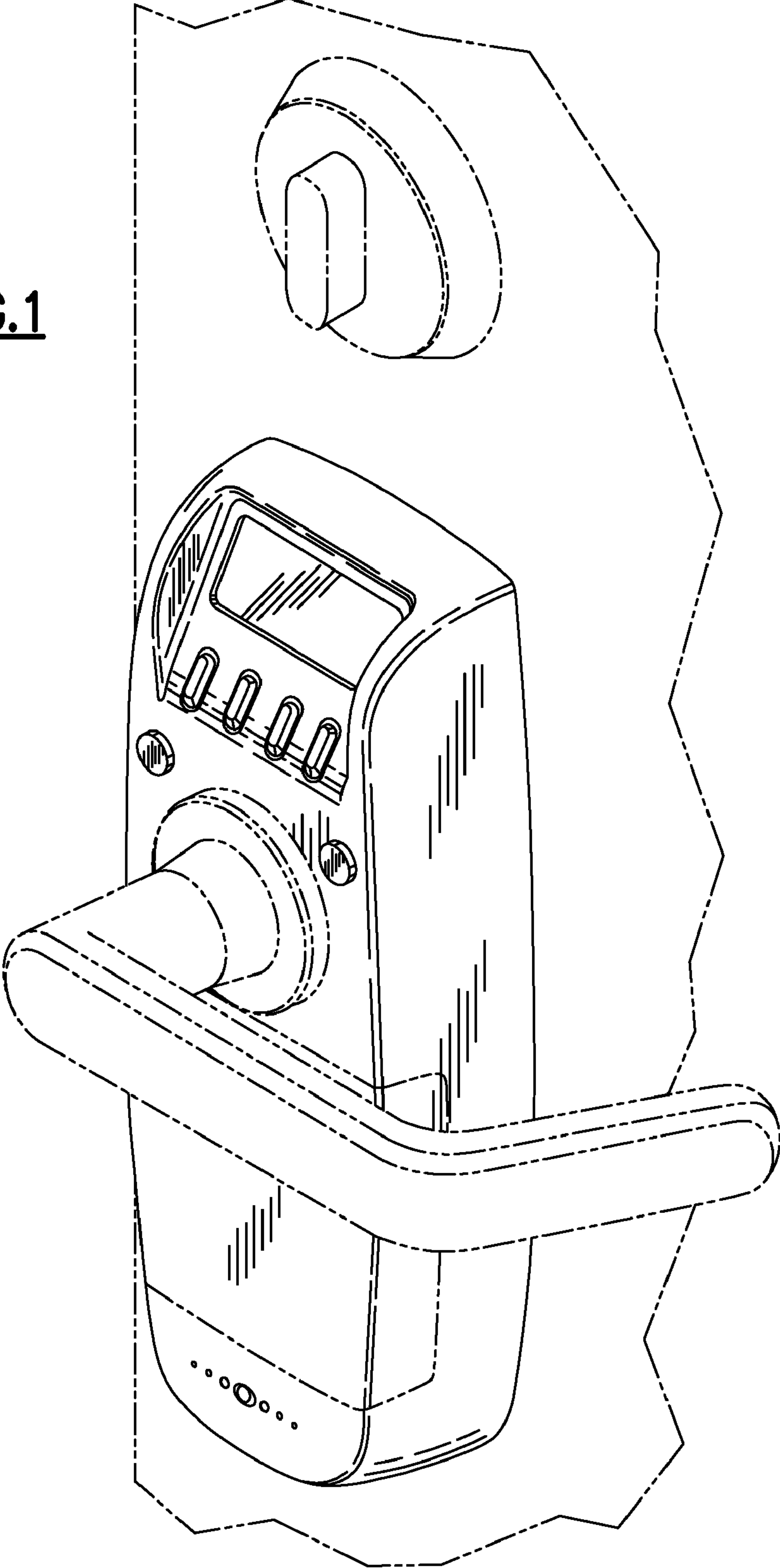
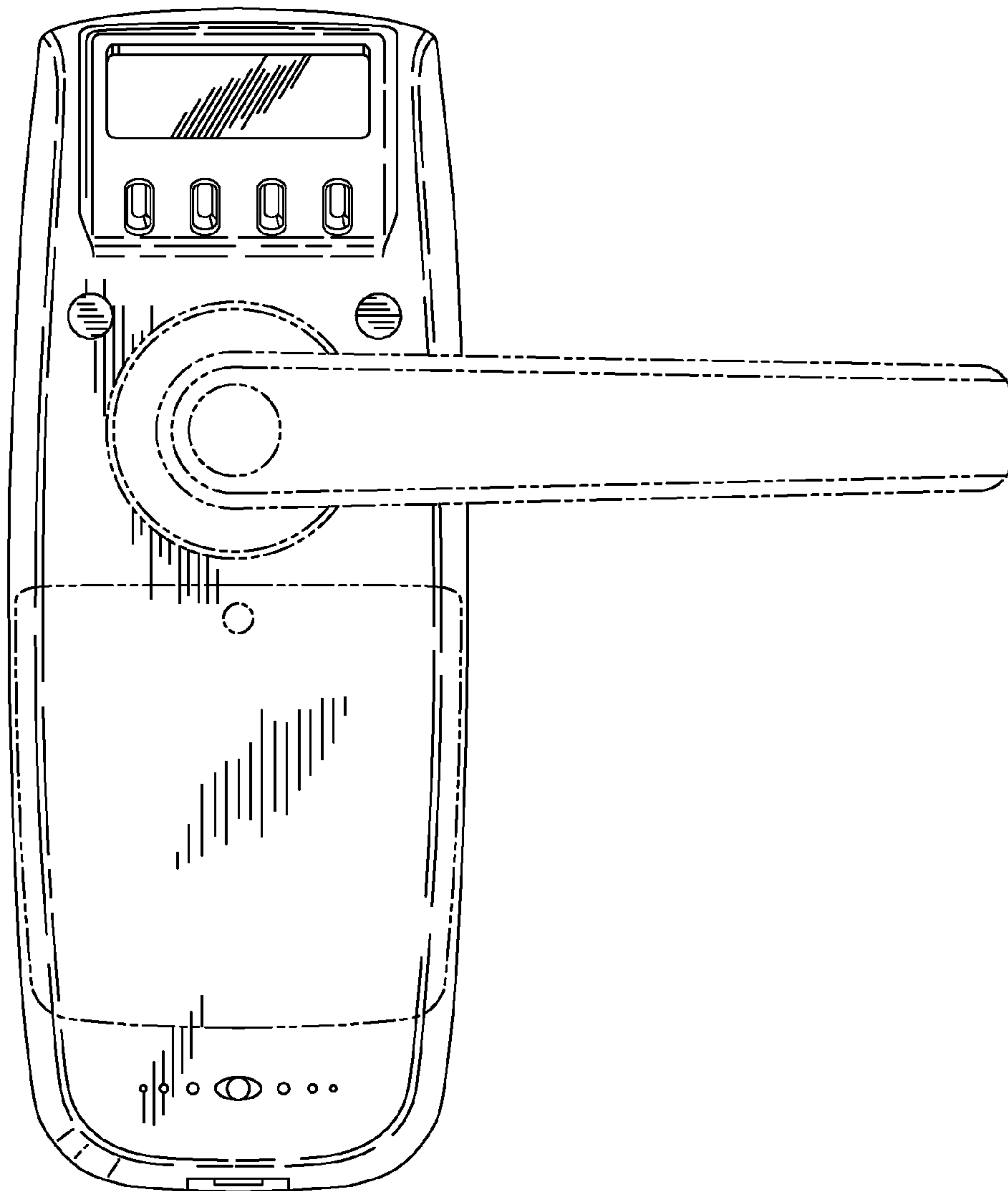
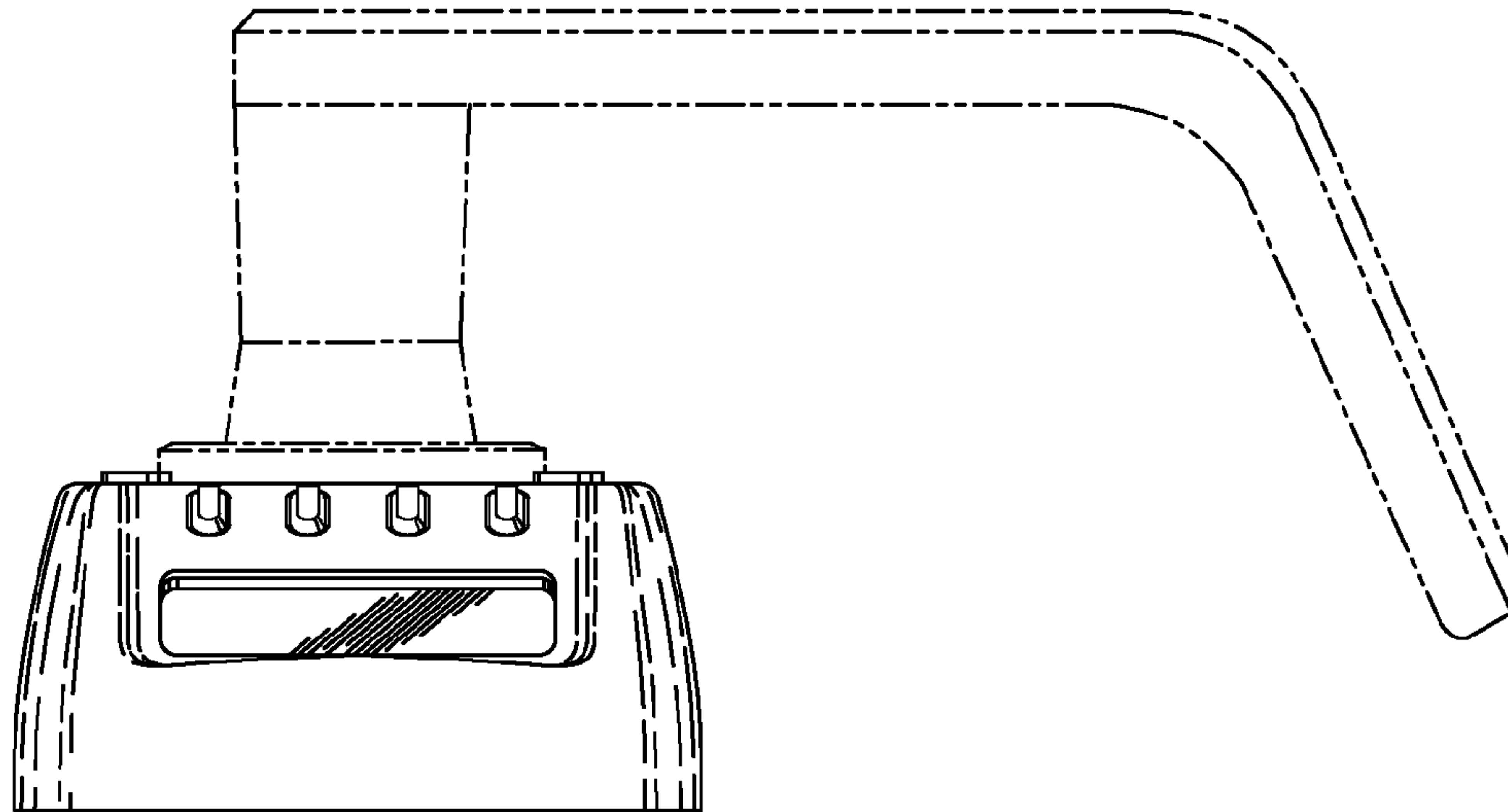


FIG.2



**FIG.3**



**FIG.4**

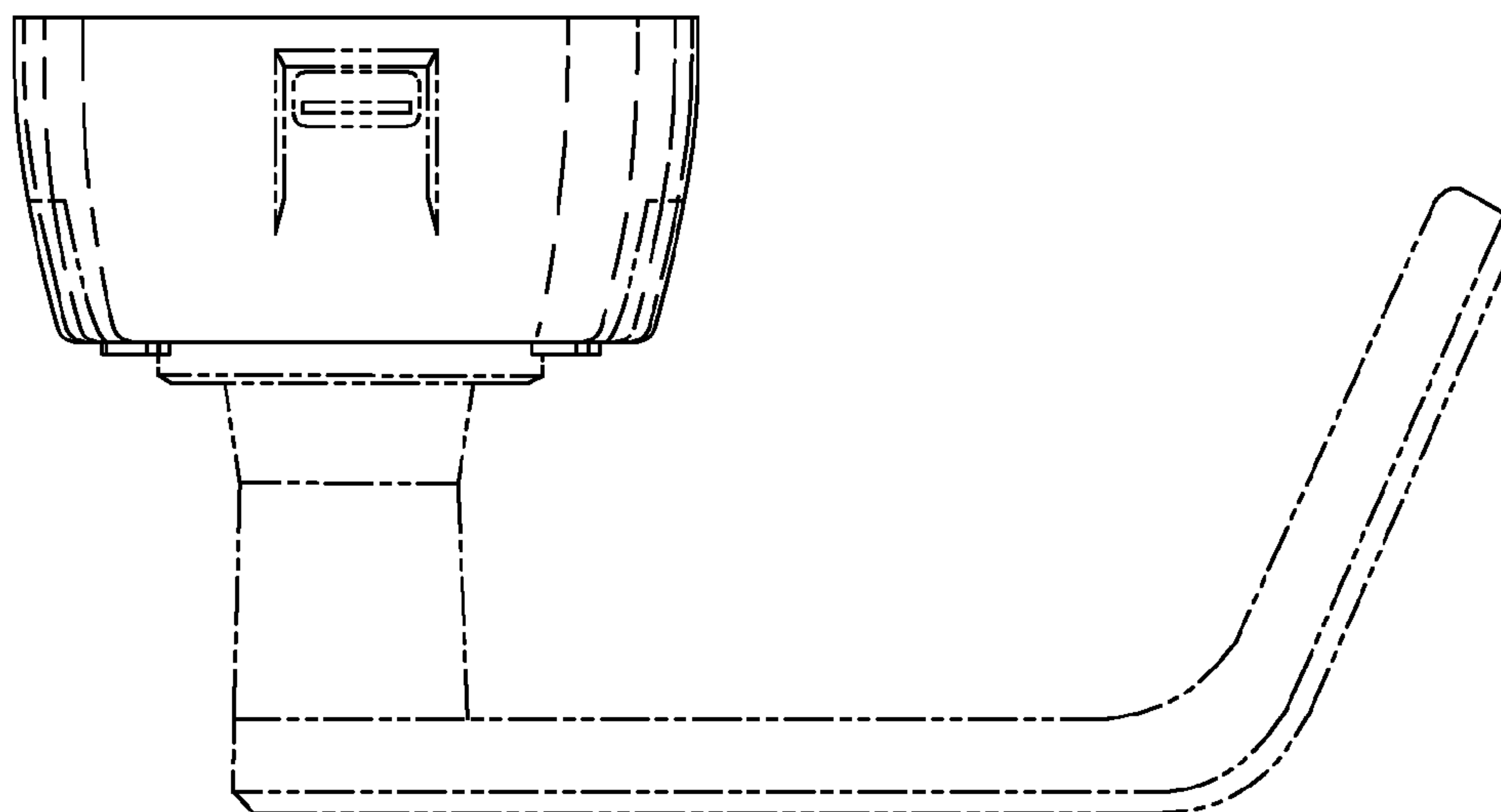


FIG.5

FIG.6

