



US00D581244S

(12) **United States Design Patent**
Berti

(10) **Patent No.:** **US D581,244 S**
(45) **Date of Patent:** **** *Nov. 25, 2008**

(54) **HANDLE CAP**

(75) Inventor: **Enzo Berti**, Pianiga (IT)

(73) Assignee: **The Libman Company**, Arcola, IL (US)

(*) Notice: This patent is subject to a terminal disclaimer.

(**) Term: **14 Years**

(21) Appl. No.: **29/296,927**

(22) Filed: **Oct. 31, 2007**

(51) **LOC (8) Cl.** **08-06**

(52) **U.S. Cl.** **D8/321; D8/300; D8/107**

(58) **Field of Classification Search** D8/1,
D8/71, 99, 100, 107, 300, 303, 307, 322,
D8/321, DIG. 6, DIG. 7, DIG. 8; D7/401.2,
D7/393, 395, 387; D4/134, 135, 138; D32/50-52;
15/144.1, 160; 16/902, 421, DIG. 12
See application file for complete search history.

(56) **References Cited**

U.S. PATENT DOCUMENTS

D258,861 S *	4/1981	Bratton et al.	D7/387
D282,710 S	2/1986	Vosbikian		
D304,993 S	12/1989	Sunila		
D323,095 S	1/1992	Usbeck		
D327,809 S *	7/1992	Hacker	D7/395
D330,321 S	10/1992	Berti		
D337,694 S	7/1993	Hacker et al.		
D346,543 S *	5/1994	Berti et al.	D8/107
D361,695 S	8/1995	Sutker		
D374,795 S *	10/1996	Lie	D7/395
D400,420 S *	11/1998	Shiao	D8/83
D411,780 S	7/1999	Muller		

D421,881 S *	3/2000	Wen	D8/10
D427,044 S *	6/2000	White et al.	D8/107
6,128,808 A	10/2000	Jansson et al.		
D450,993 S	11/2001	Kayson et al.		
D453,674 S *	2/2002	Hsiao	D8/107
D479,024 S	8/2003	Libman		
D482,874 S *	12/2003	Dotterman	D4/138
D485,483 S *	1/2004	Heathcock et al.	D8/107
7,000,281 B1	2/2006	Morad		
D543,433 S *	5/2007	Gao	D8/107
D543,829 S	6/2007	Berti		

* cited by examiner

Primary Examiner—Stella M Reid

Assistant Examiner—Mark A Goodwin

(74) *Attorney, Agent, or Firm*—Banner & Witcoff, Ltd.

(57) **CLAIM**

An ornamental design for a handle cap, as shown and described.

DESCRIPTION

FIG. 1 is a front right perspective view showing my new design;

FIG. 2 is a front view thereof;

FIG. 3 is a rear view thereof;

FIG. 4 is a left side view thereof;

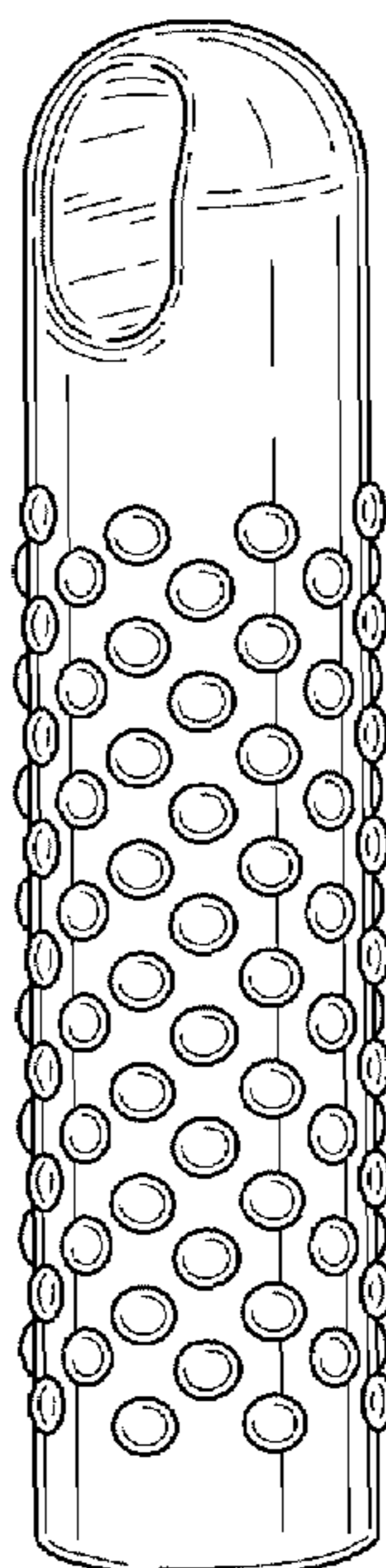
FIG. 5 is a right side view thereof;

FIG. 6 is a top view thereof; and,

FIG. 7 is a bottom view thereof.

The broken line showing of the circle in FIG. 7 is included for the purpose of illustrating environmental structure and forms no part of the claimed design.

1 Claim, 2 Drawing Sheets






FIG. 1




FIG. 2




FIG. 3




FIG. 4




FIG. 5

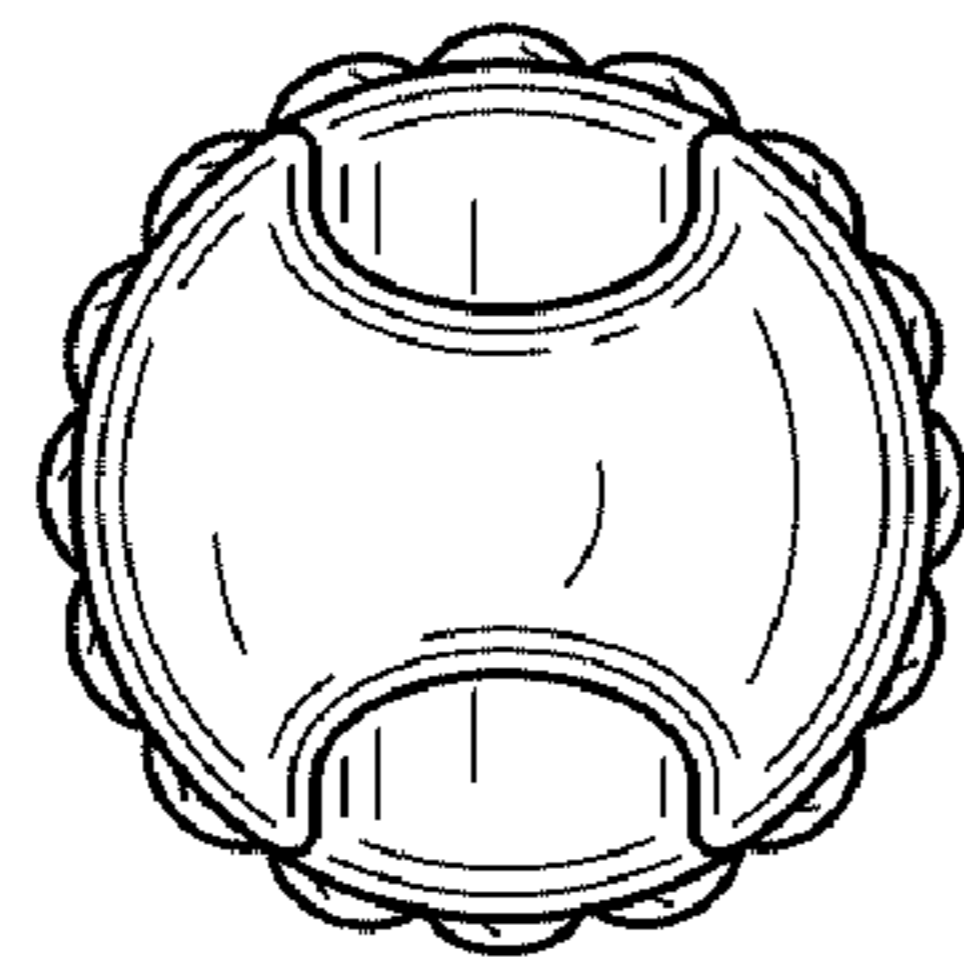


FIG. 6




FIG. 7