



US00D581236S

(12) **United States Design Patent**
Umbrell

(10) **Patent No.:** **US D581,236 S**

(45) **Date of Patent:** **** Nov. 25, 2008**

(54) **FOAM BUFFING PAD**

(75) Inventor: **Richard Umbrell**, Rancho Palos Verdes, CA (US)

(73) Assignee: **Buff and Shine Manufacturing, Inc.**, Rancho Dominguez, CA (US)

(**) Term: **14 Years**

(21) Appl. No.: **29/288,348**

(22) Filed: **Jun. 7, 2007**

(51) **LOC (8) Cl.** **08-05**

(52) **U.S. Cl.** **D8/70**

(58) **Field of Classification Search** D8/61, D8/62, 70, 90; D32/15, 19, 25; D15/124-126, D15/138, 139; 451/41, 47, 56, 324, 443, 451/523, 527, 528, 533, 544, 547, 548-551; 15/229.14, 230, 236.1, 244.1

See application file for complete search history.

(56) **References Cited**

U.S. PATENT DOCUMENTS

| | | | | |
|----------------|---------|-------------------|-------|---------|
| D23,648 S * | 9/1894 | Weiper | | D15/138 |
| D30,678 S * | 5/1899 | Childs | | D15/139 |
| 2,189,472 A * | 2/1940 | Peterson | | 15/230 |
| 2,650,385 A * | 9/1953 | De Michel | | 15/235 |
| D211,812 S * | 7/1968 | Brubaker | | D32/25 |
| D367,743 S * | 3/1996 | Krause et al. | | D32/35 |
| 5,527,215 A * | 6/1996 | Rubino et al. | | 451/527 |
| 6,368,202 B1 * | 4/2002 | Kaiser | | 451/548 |
| 6,378,157 B1 * | 4/2002 | Kosla et al. | | 15/230 |
| D473,685 S * | 4/2003 | McLain et al. | | D32/25 |
| D532,945 S * | 11/2006 | Charmoille et al. | | D32/25 |
| D568,134 S * | 5/2008 | Umbrell | | D8/70 |

2002/0092111 A1* 7/2002 Krause et al. 15/230
2006/0053576 A1* 3/2006 McLain 15/230

* cited by examiner

Primary Examiner—Holly H Baynham

Assistant Examiner—Cynthia M Chin

(74) *Attorney, Agent, or Firm*—The Eclipse Group LLP

(57) **CLAIM**

We claim the ornamental design for a foam buffing pad, as shown and described.

DESCRIPTION

FIG. 1 is a top perspective view showing a side face contour and a back face of the foam buffing pad.

FIG. 2 is a bottom perspective view showing a front face contour of the foam buffing pad.

FIG. 3 is a top view showing the back face of the foam buffing pad.

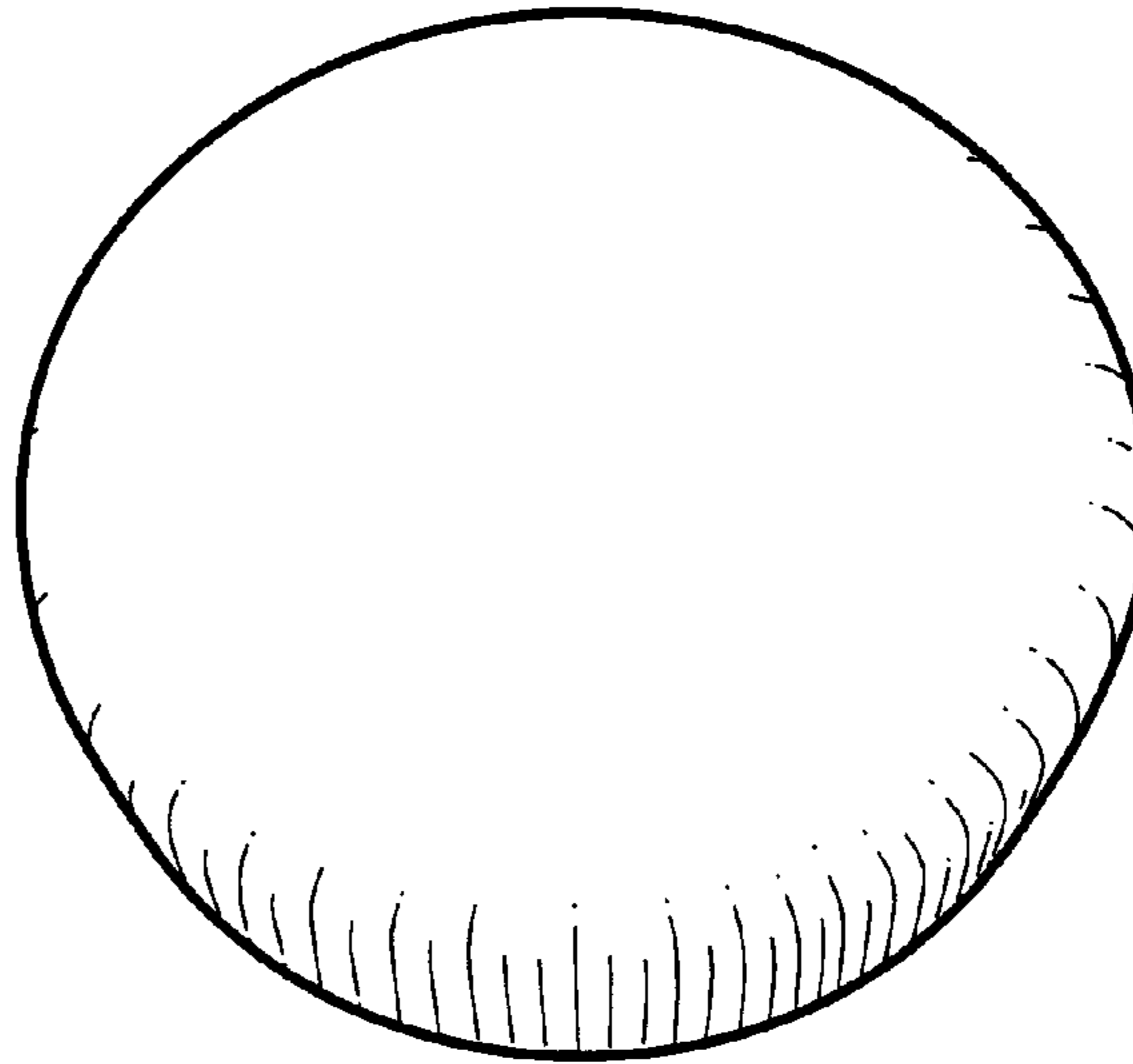
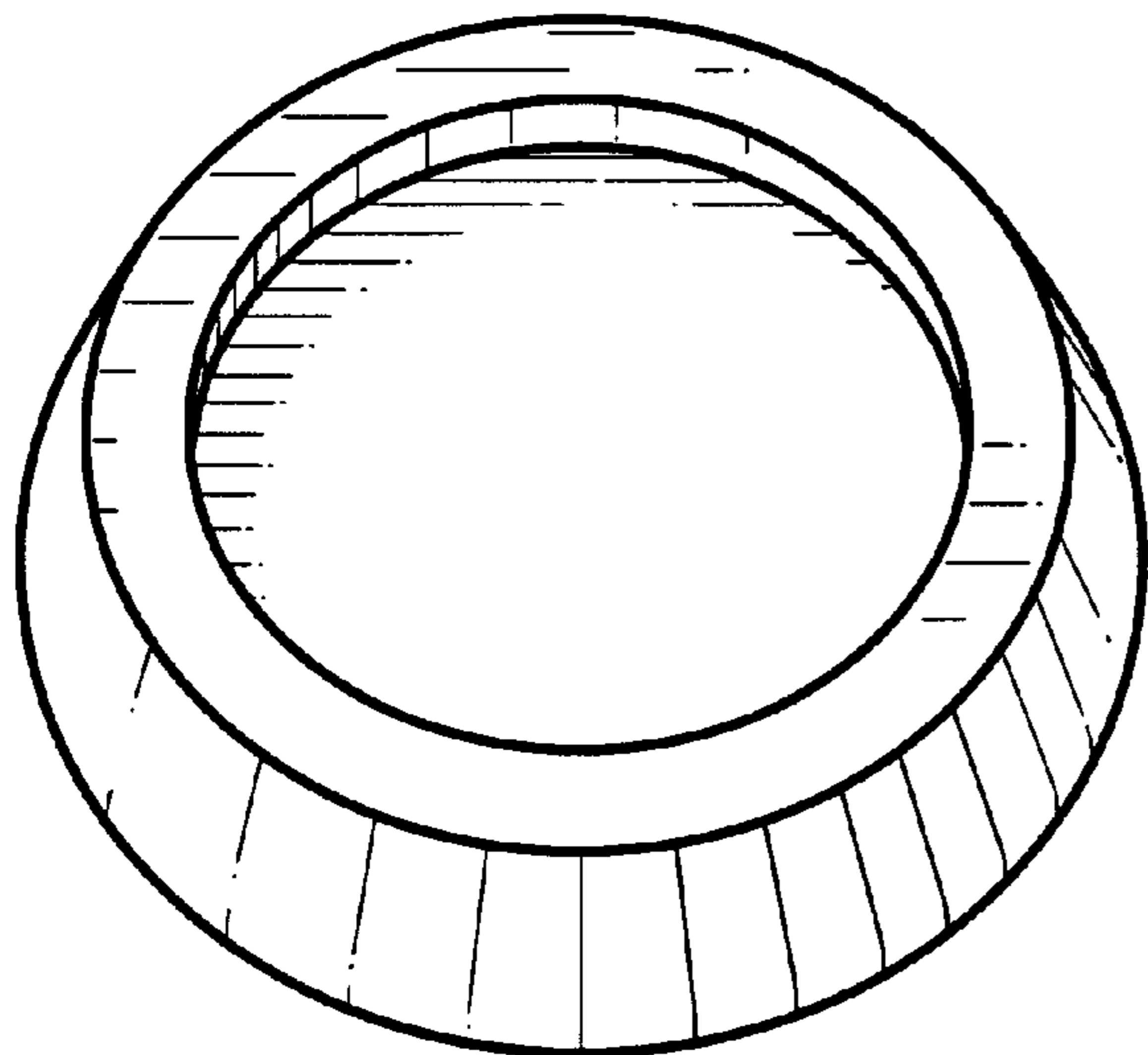
FIG. 4 is a sectional view taken on line 4—4 showing a contour of the back face of the foam buffing pad. The oblique hatching lines in FIG. 4, and the section lines in FIG. 3 showing the perspective from which FIG. 4 is taken, are for illustrative purposes only and form no part of the claimed design.

FIG. 5 is a bottom view showing the front face of the foam buffing pad; and,

FIG. 6 is a side view showing a side face contour of the foam buffing pad. All other side face contours of the foam buffing pad are identical to FIG. 6.

The surface shading lines are for illustrative purposes only and form no part of the claimed design.

1 Claim, 6 Drawing Sheets



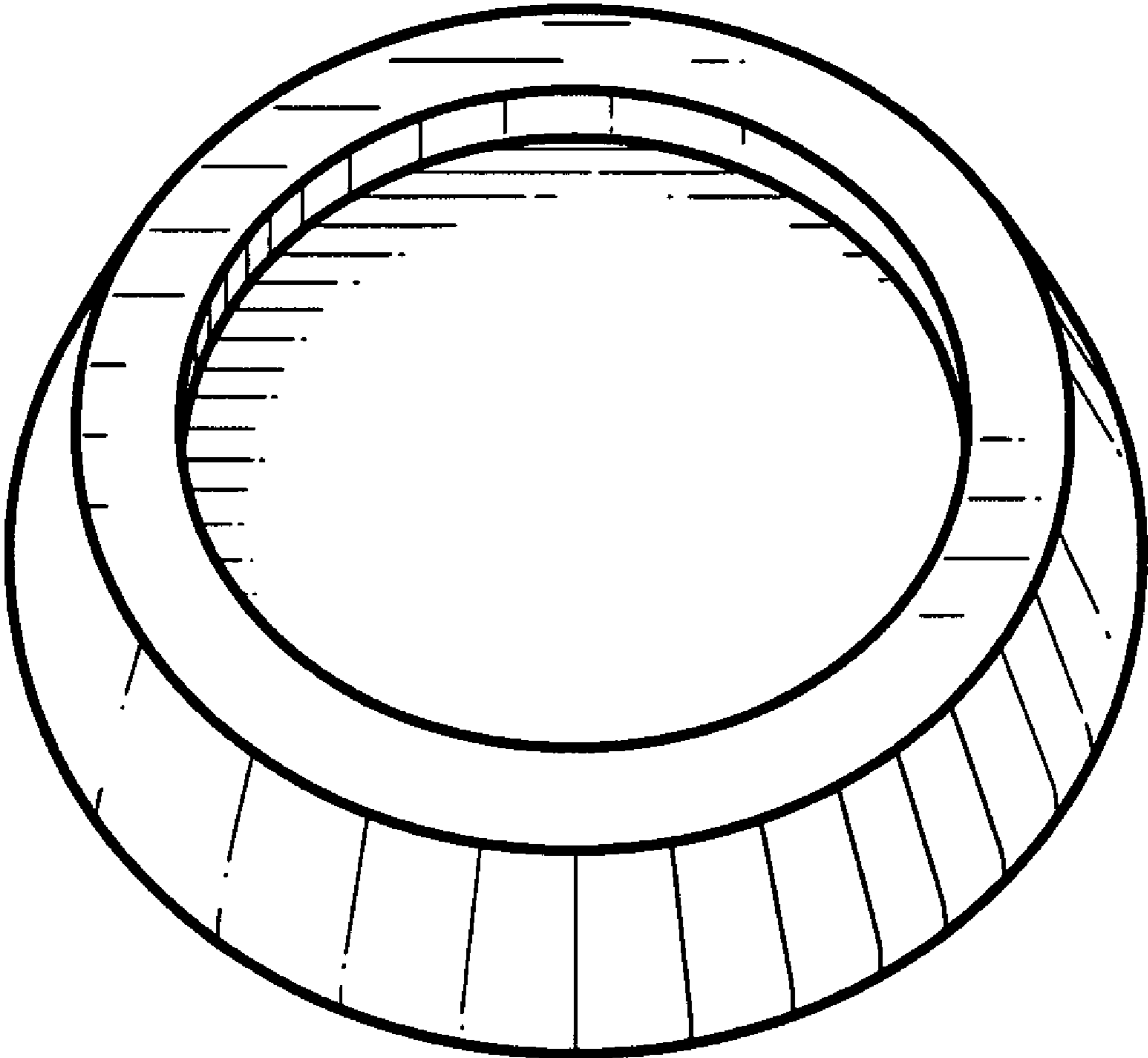


Fig. 1

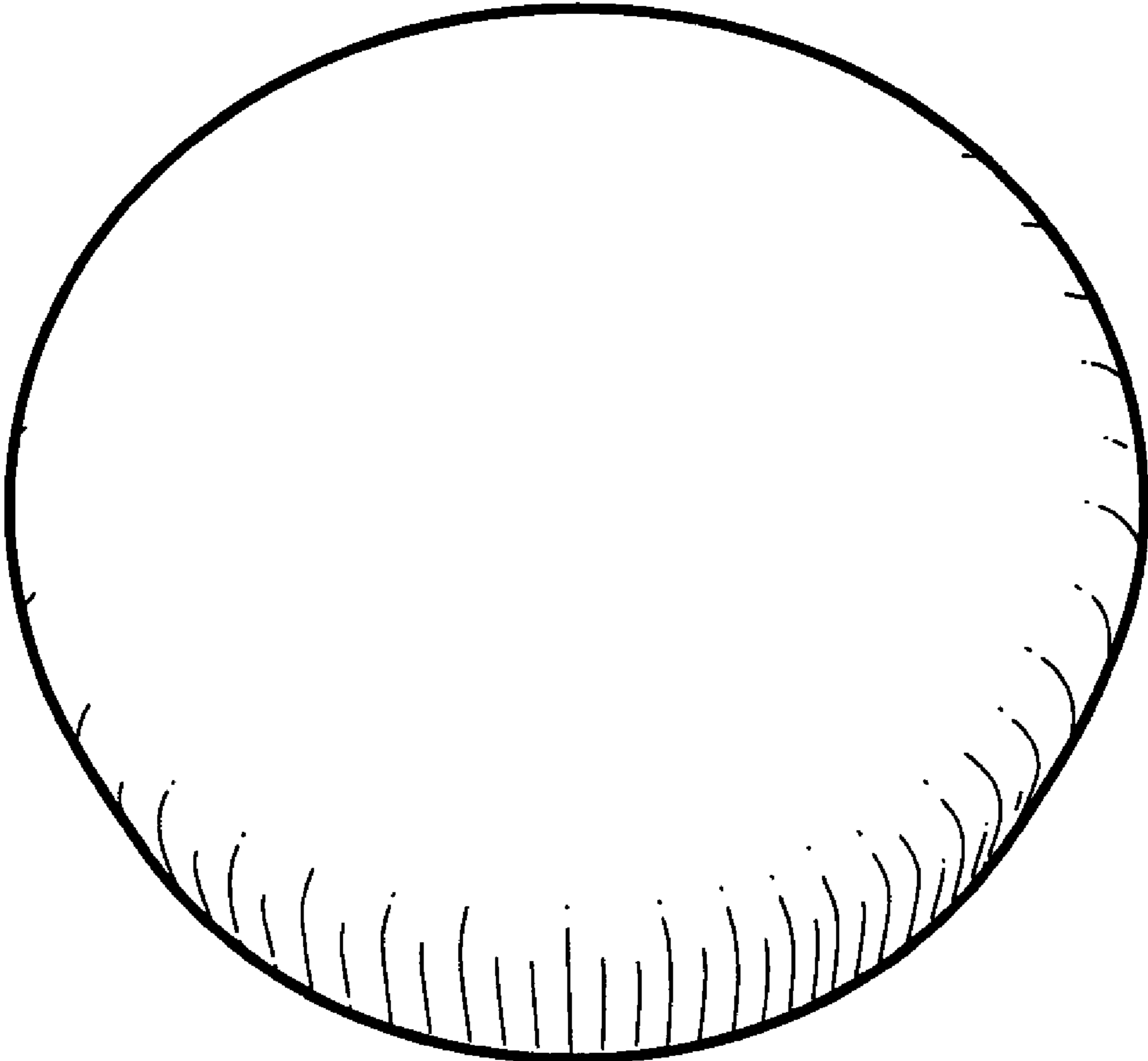


Fig. 2

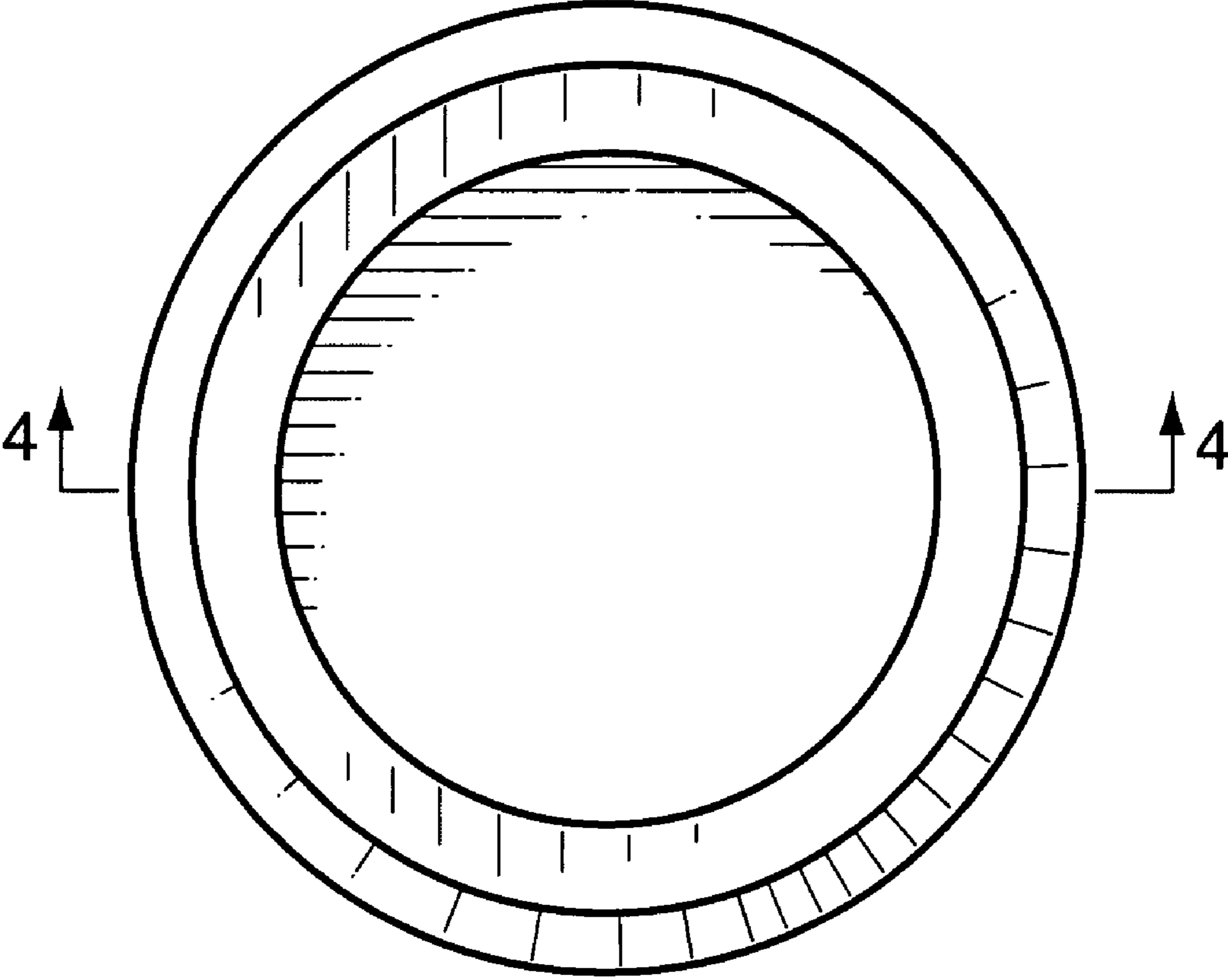


Fig. 3

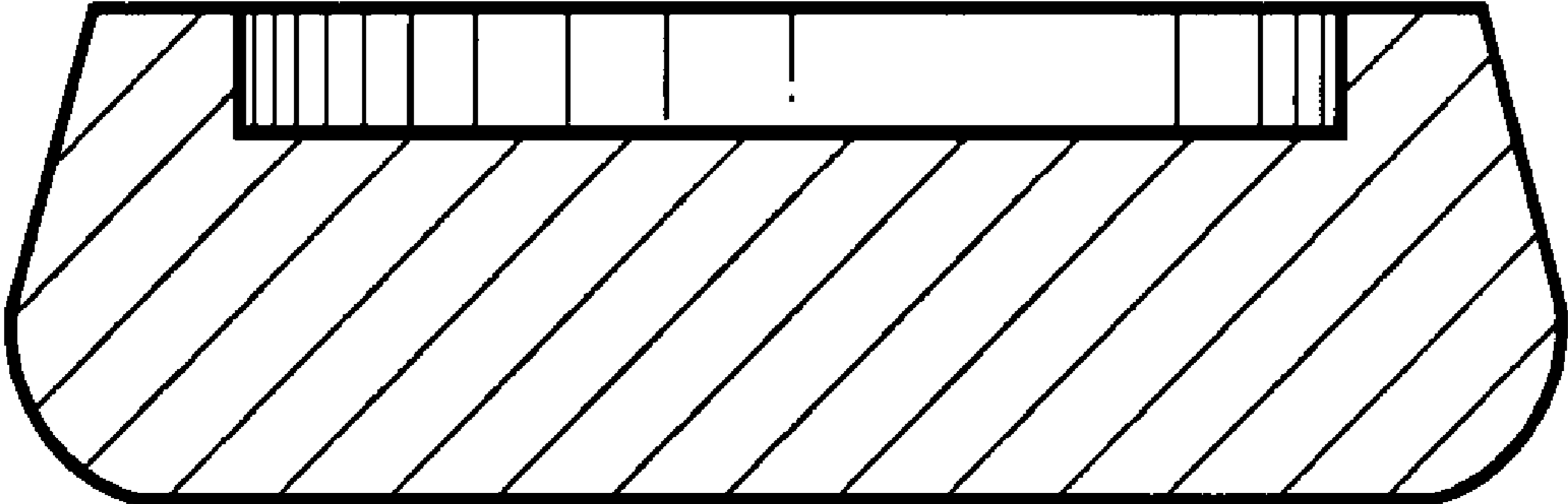


Fig. 4

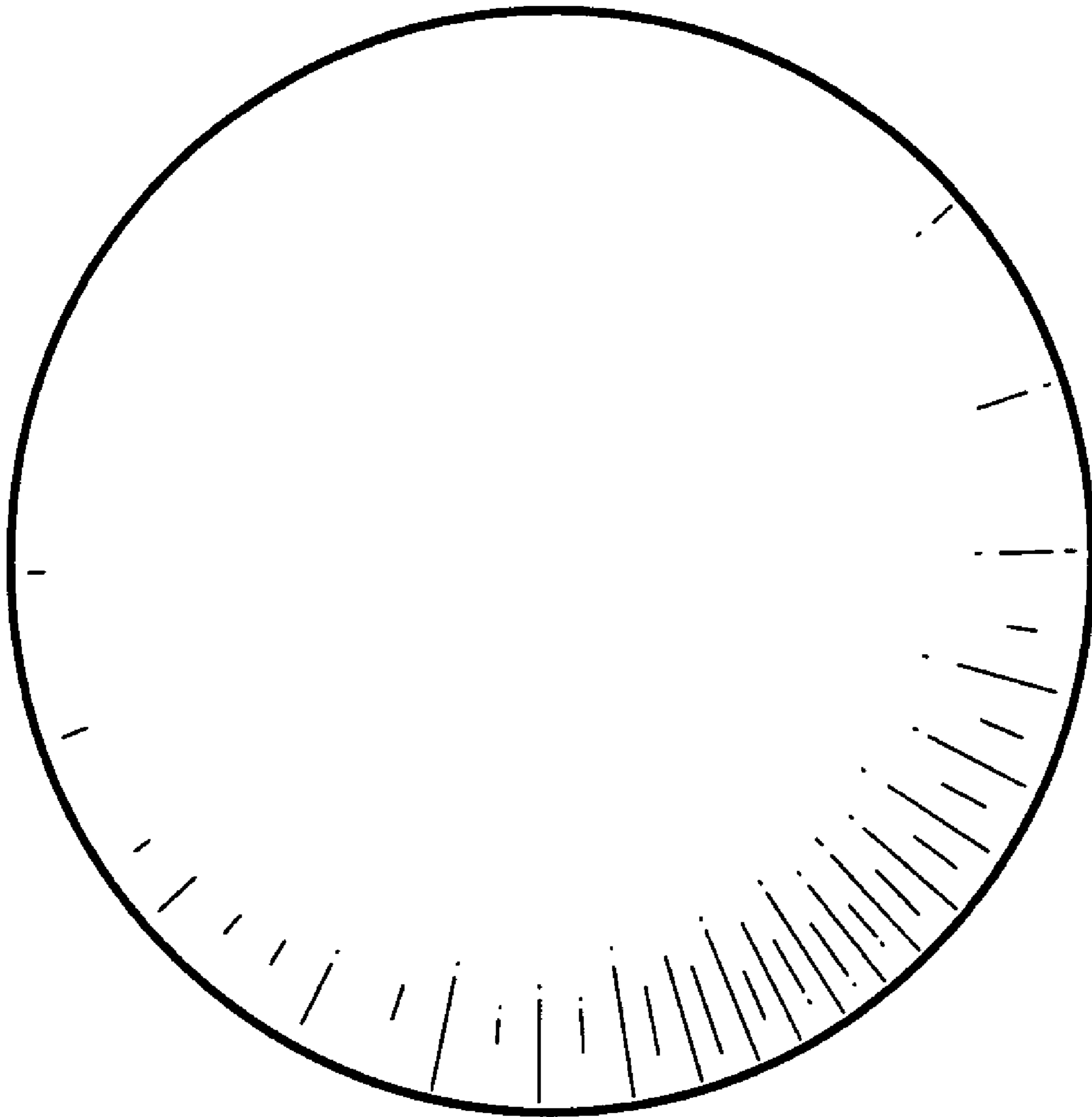


Fig. 5




Fig. 6