



US00D581233S

(12) **United States Design Patent**  
**Sullivan**

(10) **Patent No.:** **US D581,233 S**

(45) **Date of Patent:** **\*\* Nov. 25, 2008**

(54) **PVC CUTTING TOOL**

(76) Inventor: **Terry Sullivan**, 1341 Periwinkle Pl.,  
Wellington, FL (US) 33414

(\*\*) Term: **14 Years**

(21) Appl. No.: **29/295,423**

(22) Filed: **Sep. 28, 2007**

(51) **LOC (8) Cl.** ..... **08-03**

(52) **U.S. Cl.** ..... **D8/60**

(58) **Field of Classification Search** ..... D8/4,  
D8/5, 14, 51, 52, 57, 59, 60, 98, 105; D15/127-129;  
30/92-108

See application file for complete search history.

(56) **References Cited**

U.S. PATENT DOCUMENTS

4,176,450	A *	12/1979	Muromoto	.....	30/92
4,312,127	A *	1/1982	Tanaka	.....	30/92
D270,514	S *	9/1983	Muromoto	.....	D8/60
5,373,639	A *	12/1994	Huang	.....	30/92
5,718,051	A *	2/1998	Huang	.....	30/92
6,098,291	A *	8/2000	Wang	.....	30/92
D453,287	S *	2/2002	Picaza	.....	D8/60
6,513,248	B2 *	2/2003	Linden et al.	.....	30/251
D497,784	S *	11/2004	Picaza	.....	D8/5
7,127,819	B1 *	10/2006	Huang	.....	30/92

\* cited by examiner

*Primary Examiner*—Cathron C Brooks

*Assistant Examiner*—Deanna Fluegeman

(74) *Attorney, Agent, or Firm*—QuickPatents, Inc.; Kevin Prince

(57) **CLAIM**

I claim the ornamental design for a PVC cutting tool, as shown and described.

**DESCRIPTION**

FIG. 1 is a perspective view of a PVC cutting tool, showing my new design;

FIG. 2 is a front elevational view of the invention;

FIG. 3 is a rear elevational view of the invention;

FIG. 4 is a left-side elevational view of the invention;

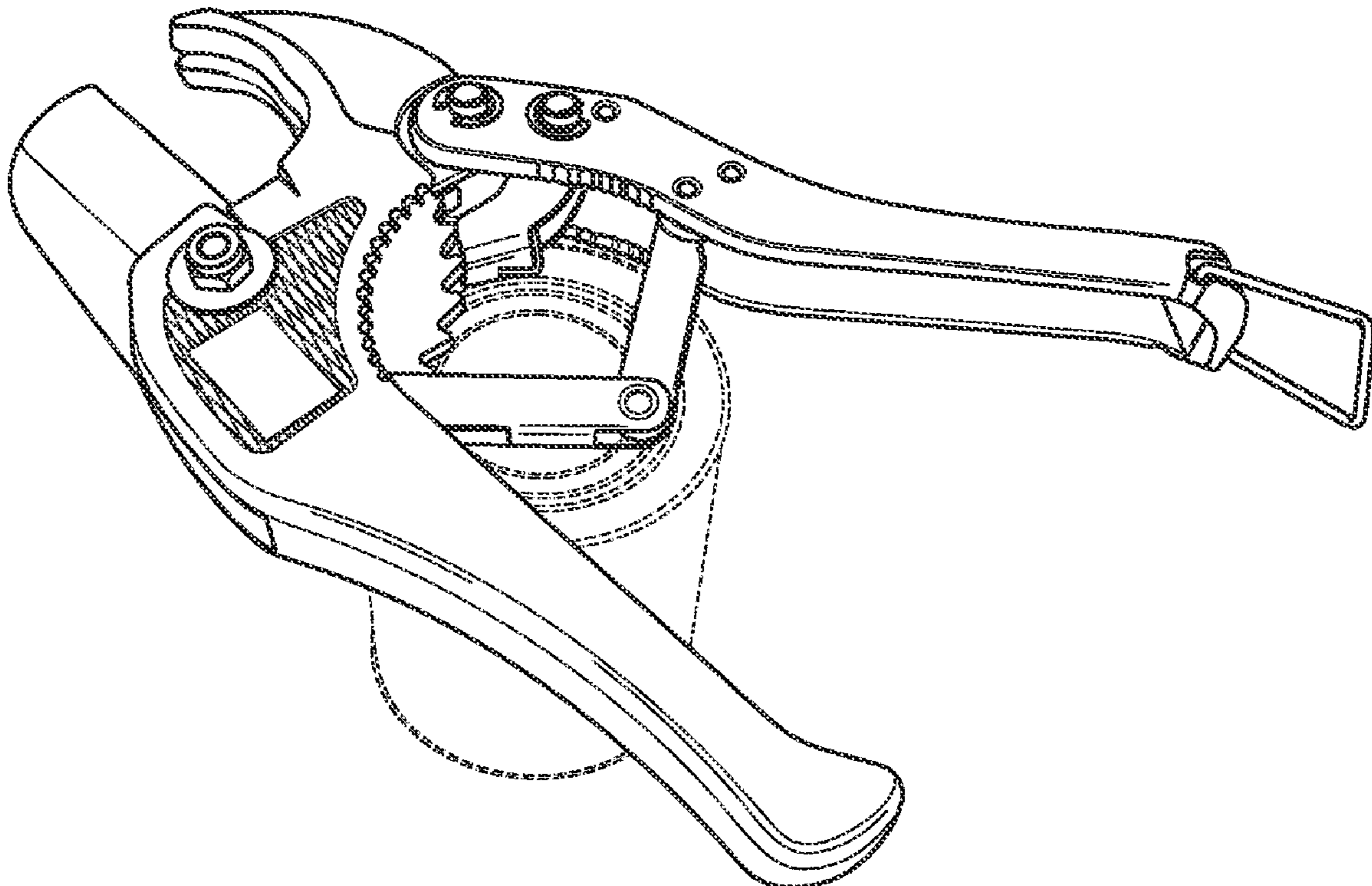
FIG. 5 is a right-side elevational view of the invention;

FIG. 6 is a top plan view of the invention; and,

FIG. 7 is a bottom plan view of the invention.

The broken line showing of an adhesive can in FIG. 1 is included for the purpose of illustrating the environment of the PVC cutting tool in use and forms no part of the claimed design.

**1 Claim, 3 Drawing Sheets**



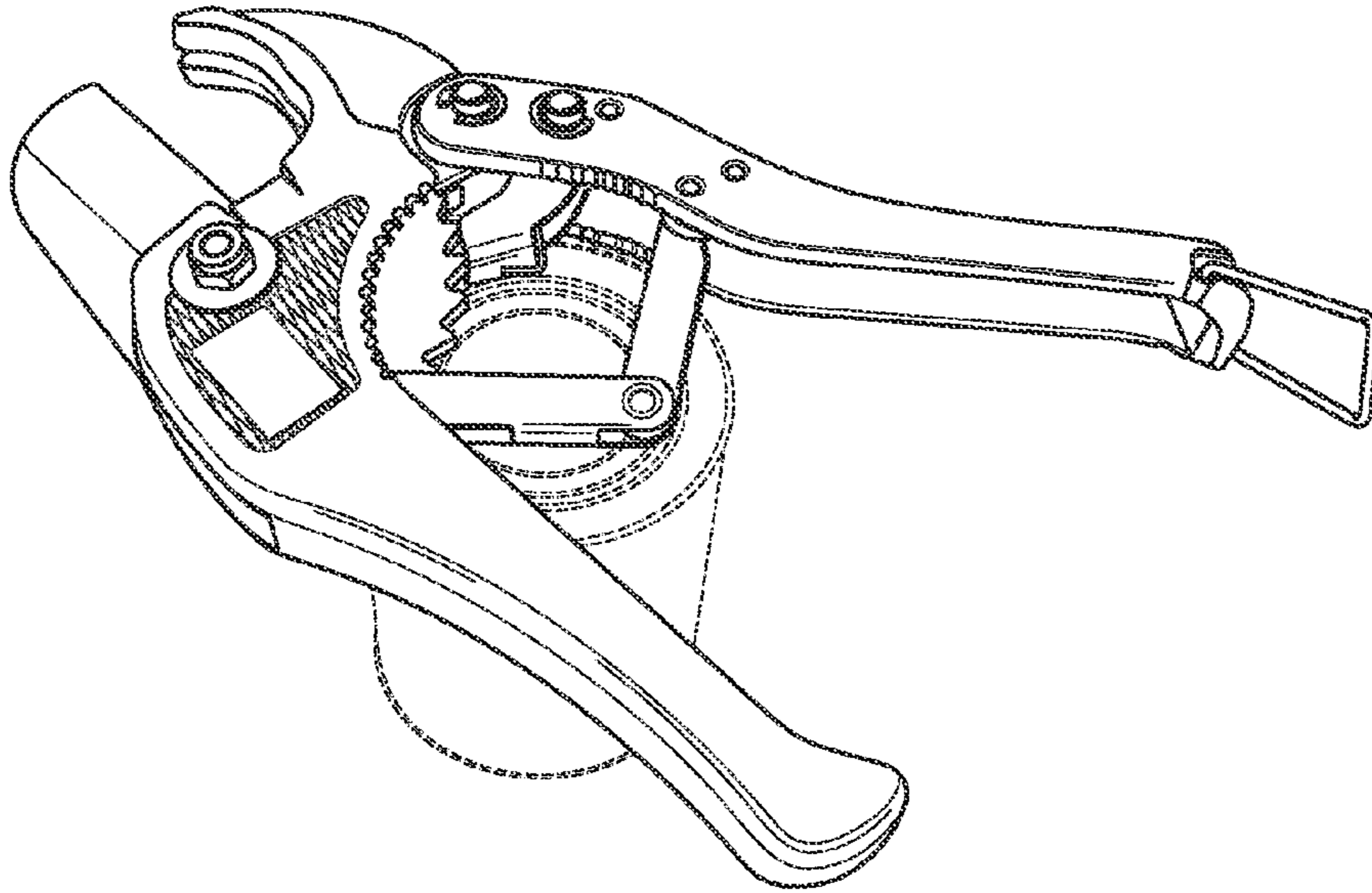


FIG. 1

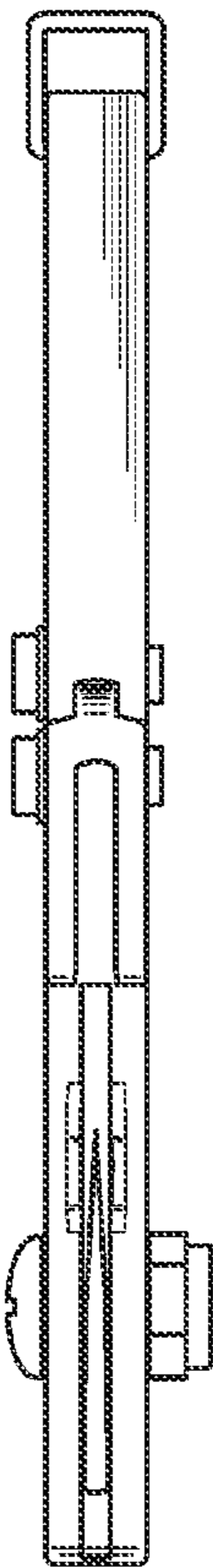


FIG. 2

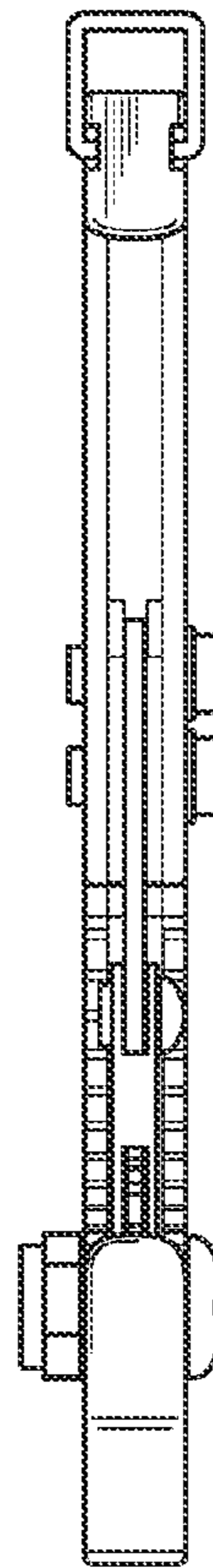


FIG. 3

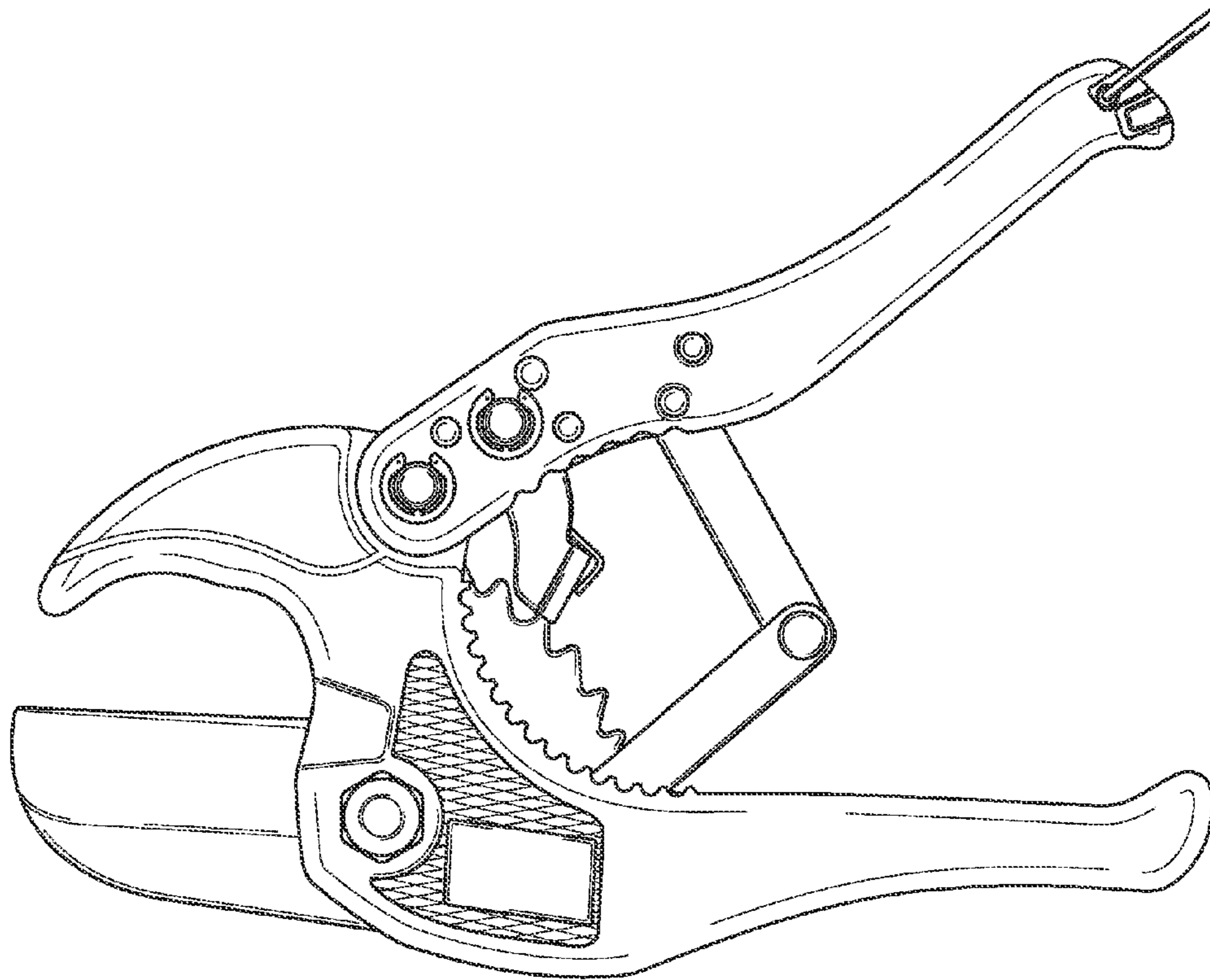


FIG. 4

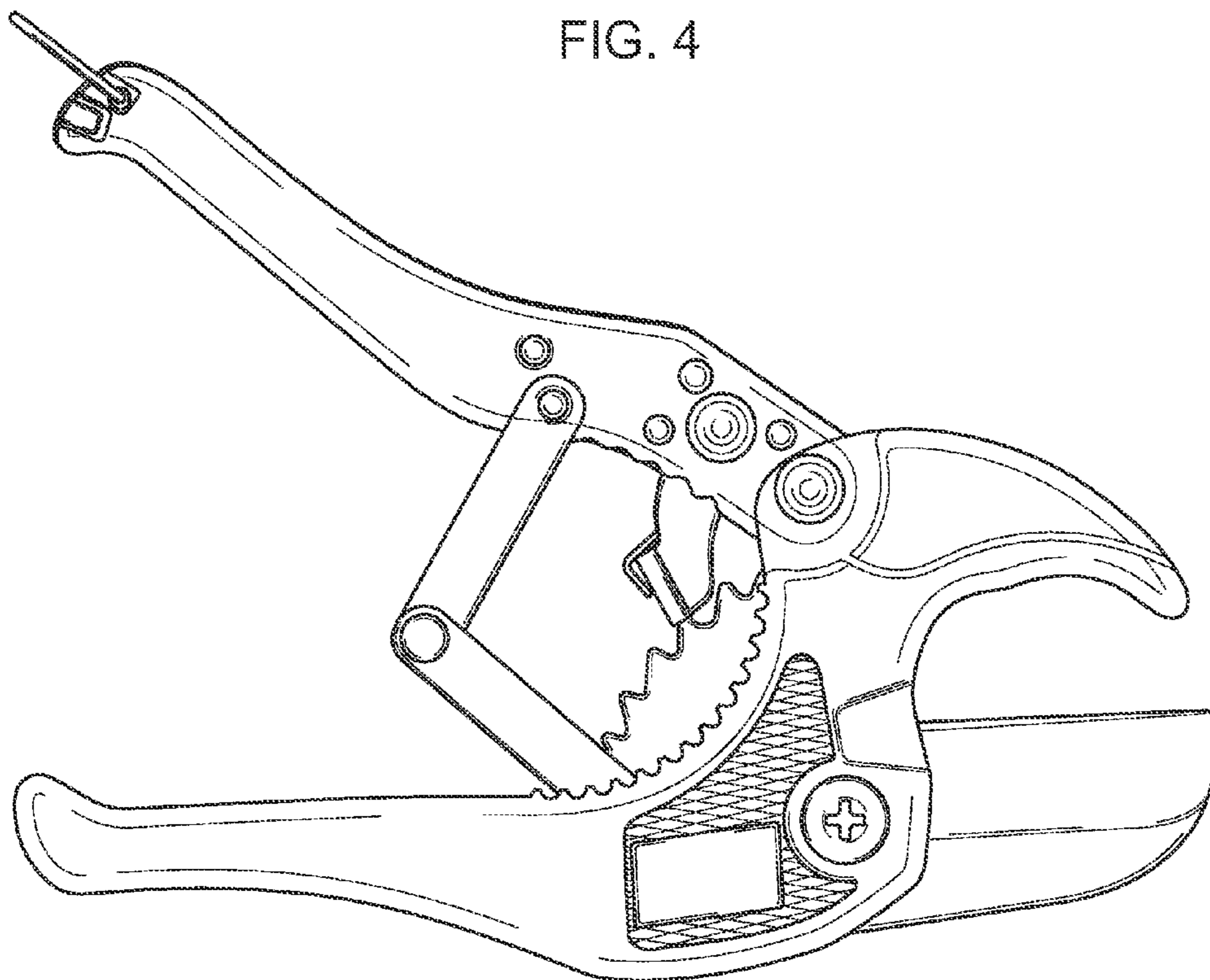


FIG. 5

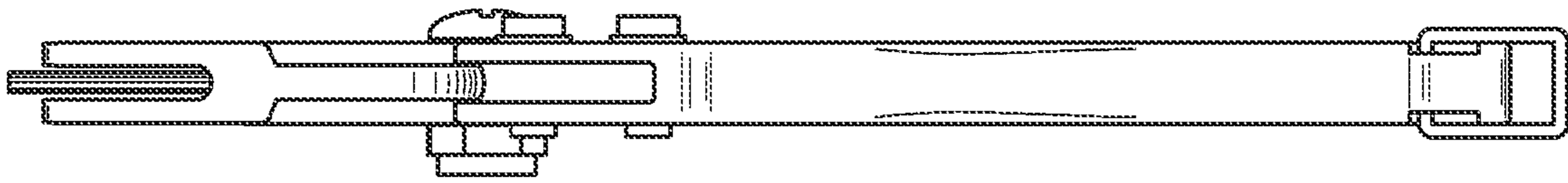


FIG. 6

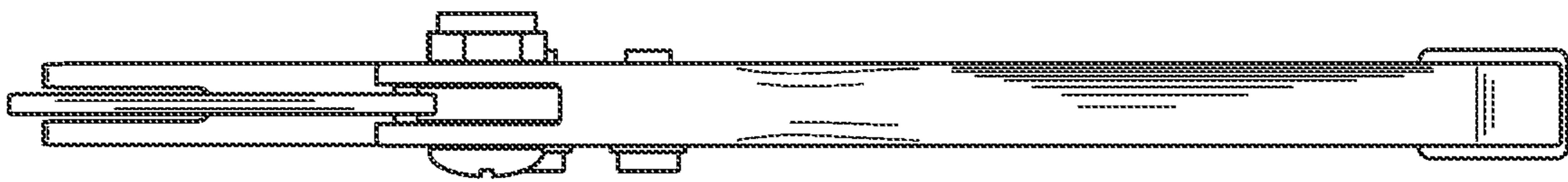


FIG. 7