



US00D581217S

(12) **United States Design Patent**
Ranzoni

(10) **Patent No.:** **US D581,217 S**
(45) **Date of Patent:** **** Nov. 25, 2008**

(54) **SAUCER**

(75) Inventor: **Francesco Ranzoni**, Coccaglio (IT)

(73) Assignee: **Bialetti Industrie S.p.A.**, Coccaglio (Brescia) (IT)

(**) Term: **14 Years**

(21) Appl. No.: **29/257,864**

(22) Filed: **Apr. 12, 2006**

(30) **Foreign Application Priority Data**

Oct. 12, 2005 (IT) MI2005O000163
Oct. 28, 2005 (EM) 000423637
Jan. 20, 2006 (IT) MI2006O000012

(51) **LOC (8) Cl.** **07-01**

(52) **U.S. Cl.** **D7/544; D7/545**

(58) **Field of Classification Search** D7/542,
D7/545, 550.1, 552.1, 553.1, 553.6, 554.2,
D7/555, 669, 682, 683, 686, 688, 354, 356,
D7/360, 376, 380, 553.4, 553.7, 642, 566,
D7/570, 505, 551.1, 584; 220/904, 23.83,
220/574, 212, 657, 659, 755, 771, 608; 206/821,
206/822; 99/430; 229/5.84; D9/414, 424,
D9/425, 428, 429, 431

See application file for complete search history.

(56) **References Cited**

U.S. PATENT DOCUMENTS

D149,721 S * 5/1948 Zeisel D7/586

D169,003 S * 3/1953 Keegan D9/737
D191,323 S * 9/1961 Robinson D7/554.2
D192,606 S * 4/1962 Wildgen D7/545
D298,295 S * 11/1988 Finsilver et al. D7/545
D313,922 S * 1/1991 Scherer D7/545
D322,737 S * 12/1991 Unger D7/545
D431,421 S * 10/2000 Liu D7/545

* cited by examiner

Primary Examiner—Charles A. Rademaker

Assistant Examiner—Charles D Hanson

(74) *Attorney, Agent, or Firm*—Hogan & Hartson LLP

(57) **CLAIM**

The ornamental design for a saucer, as shown and described.

DESCRIPTION

FIG. 1 is a top plan view of a saucer showing my new design;
FIG. 2 is a front elevation thereof;
FIG. 3 is a rear elevation thereof;
FIG. 4 is a top perspective view thereof;
FIG. 5 is a left side elevation thereof; and,
FIG. 6 is a right side elevation thereof.

The Bialetti logo shown in FIGS. 1 and 4 is a registered trademark owned by Bialetti Industrie S.p.A. and is authorized for use in the present design. The mark is considered part of the claimed design.

1 Claim, 4 Drawing Sheets




Fig. 1

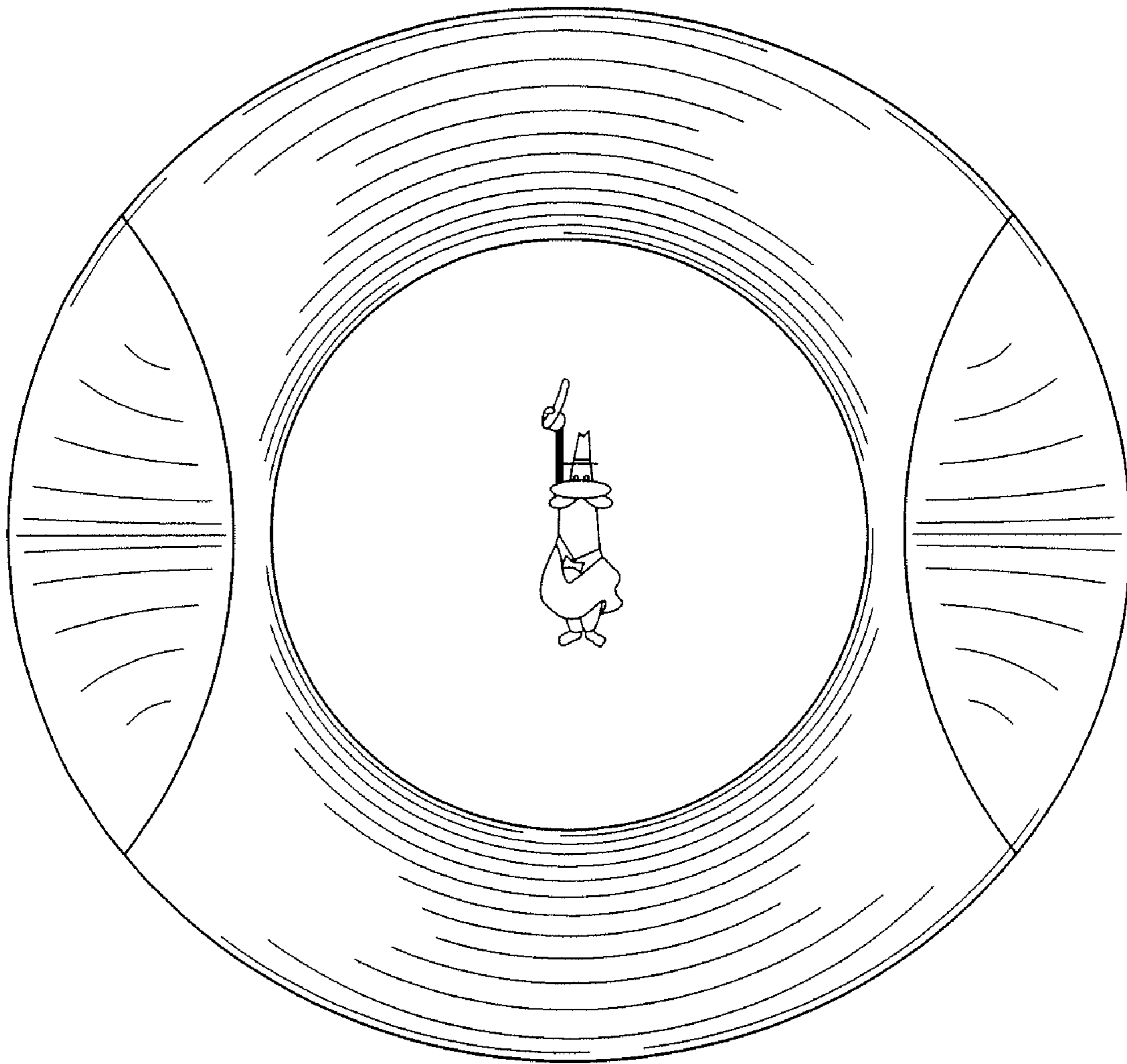


Fig. 2




Fig. 3




Fig. 4




Fig. 5




Fig. 6

