



US00D581215S

(12) **United States Design Patent**  
**Geiger et al.**

(10) **Patent No.:** **US D581,215 S**  
(45) **Date of Patent:** **\*\* Nov. 25, 2008**

(54) **GAS COOKTOP**

(75) Inventors: **Joseph Geiger**, Trent Woods, NC (US);  
**Graham Sadtler**, New Bern, NC (US)

(73) Assignee: **BSH Home Appliances Corporation**,  
Huntington Beach, CA (US)

(\*\*) Term: **14 Years**

(21) Appl. No.: **29/294,587**

(22) Filed: **Jan. 17, 2008**

(51) **LOC (8) Cl.** ..... **07-02**

(52) **U.S. Cl.** ..... **D7/408**

(58) **Field of Classification Search** ..... D7/408,  
D7/402-407, 346-348, 336-337; 126/39 R,  
126/39 BA, 39 G, 40, 211, 214 R, 214 C  
See application file for complete search history.

(56) **References Cited**

**U.S. PATENT DOCUMENTS**

- D369,061 S \* 4/1996 Holbrook, Jr. .... D7/408
- D468,161 S \* 1/2003 Goodwin ..... D7/408
- D495,202 S \* 8/2004 Becker et al. .... D7/408

- D495,203 S \* 8/2004 Becker et al. .... D7/408
- D502,632 S \* 3/2005 Becker et al. .... D7/408
- D524,601 S \* 7/2006 Vetter ..... D7/408
- D551,501 S \* 9/2007 Baldwin ..... D7/408

\* cited by examiner

*Primary Examiner*—Catherine R Oliver

(74) *Attorney, Agent, or Firm*—Russell W. Warnock; James E. Howard

(57) **CLAIM**

The ornamental design for a gas cooktop, as shown and described.

**DESCRIPTION**

FIG. 1 is a perspective view of a gas cooktop showing our ornamental design;

FIG. 2 is a top plan view thereof;


FIG. 3 is a left view thereof;

FIG. 4 is a right view thereof;

FIG. 5 is a front view thereof; and,

FIG. 6 is a rear view thereof.

**1 Claim, 2 Drawing Sheets**



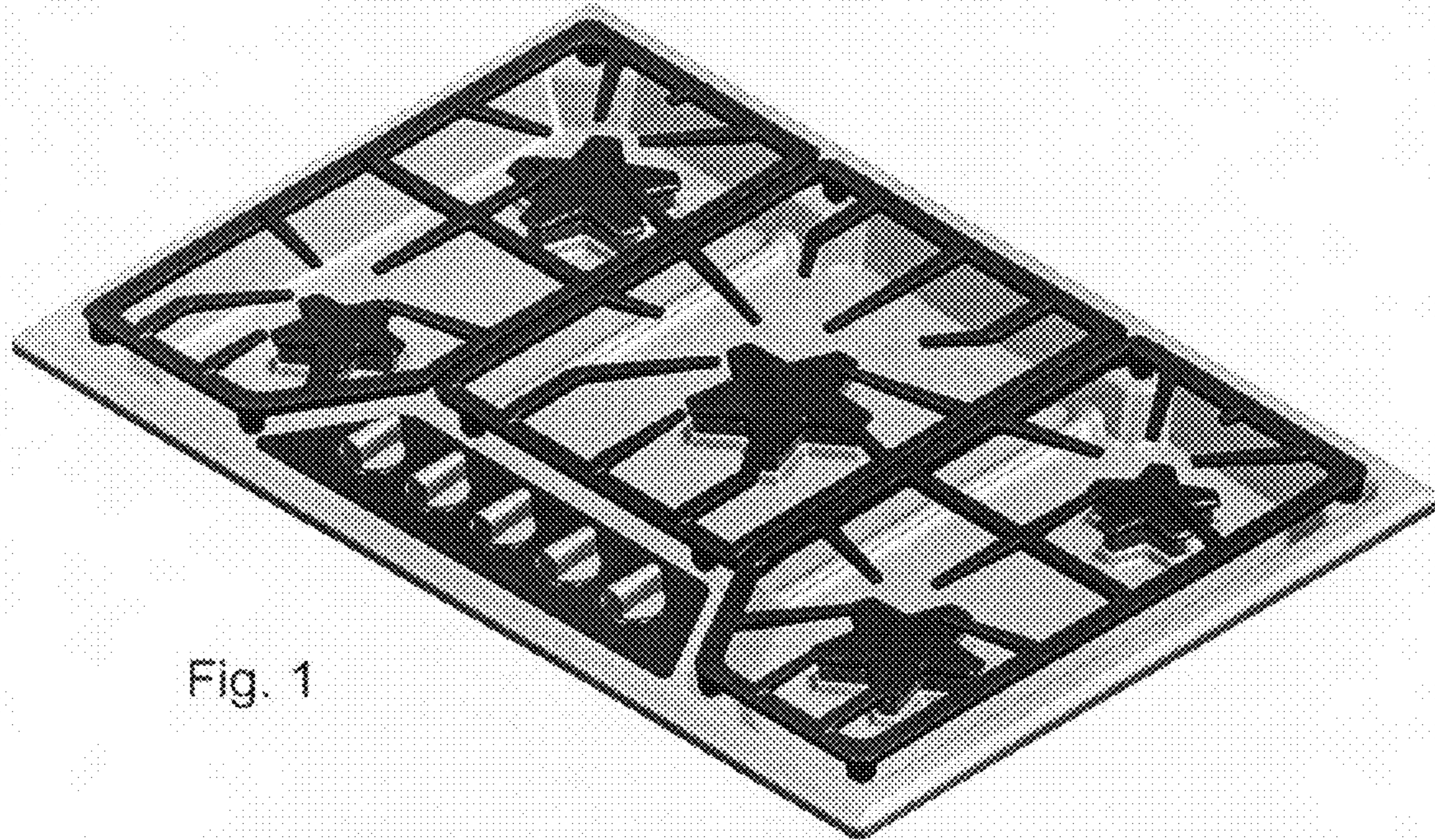


Fig. 1




Fig. 2




Fig. 3




Fig. 4




Fig. 5



Fig. 6