



US00D581207S

(12) **United States Design Patent**
Leavens et al.

(10) **Patent No.:** **US D581,207 S**
(45) **Date of Patent:** **** Nov. 25, 2008**

(54) **BARBEQUE GRILL PLATE**

(75) Inventors: **Benjamin John Leavens**, Woollahra (AU); **Alan Mark Roper**, Neerabup (AU)

(73) Assignee: **Shriro Australia Pty Limited**, Lane Cove, New South Wales (AU)

(**) Term: **14 Years**

(21) Appl. No.: **29/304,418**

(22) Filed: **Feb. 29, 2008**

(30) **Foreign Application Priority Data**

Sep. 17, 2007 (AU) 19771/2007

(51) **LOC (8) Cl.** **07-02**

(52) **U.S. Cl.** **D7/359**

(58) **Field of Classification Search** D6/583;
D7/323, 354-363, 388, 390, 409, 554.3, 698;
D19/77, 90; D34/32; 99/324, 402, 421 A,
99/421 H, 421 HH, 421 R, 422, 427, 449-450;
126/337 R; 219/728; 220/485, 491-494,
220/573.1, 752, 759, 769, 912
See application file for complete search history.

(56) **References Cited**

U.S. PATENT DOCUMENTS

D158,712 S * 5/1950 Breneman D6/583
D158,838 S * 6/1950 Caldwell D6/583
D189,569 S * 1/1961 Breneman D7/388
3,941,968 A * 3/1976 MacMaster et al. 219/728
D279,583 S * 7/1985 Hall D19/77
D336,752 S * 6/1993 Lattimer D19/90
D353,071 S * 12/1994 Roberts D6/583
D365,495 S * 12/1995 O'Higgins D7/359

D503,066 S * 3/2005 Militi D7/359
D508,368 S * 8/2005 Lion et al. D7/388
D521,710 S * 5/2006 Goldschmidt D34/32
D543,775 S * 6/2007 Orr, Jr. D7/390
D570,154 S * 6/2008 Wang D7/359

* cited by examiner

Primary Examiner—Caron Veynar

Assistant Examiner—Ricky Pham

(74) *Attorney, Agent, or Firm*—Patterson, Thuente, Skaar & Christensen, PA

(57) **CLAIM**

The ornamental design for a barbecue grill plate, as shown and described.

DESCRIPTION

FIG. 1 is a top perspective view of a barbecue grill plate according to the invention;

FIG. 2 is a bottom perspective view of the barbecue grill plate of FIG. 1;

FIG. 3 is a top plan view of the barbecue grill plate of FIG. 1;

FIG. 4 is a bottom plan view of the barbecue grill plate of FIG. 1;

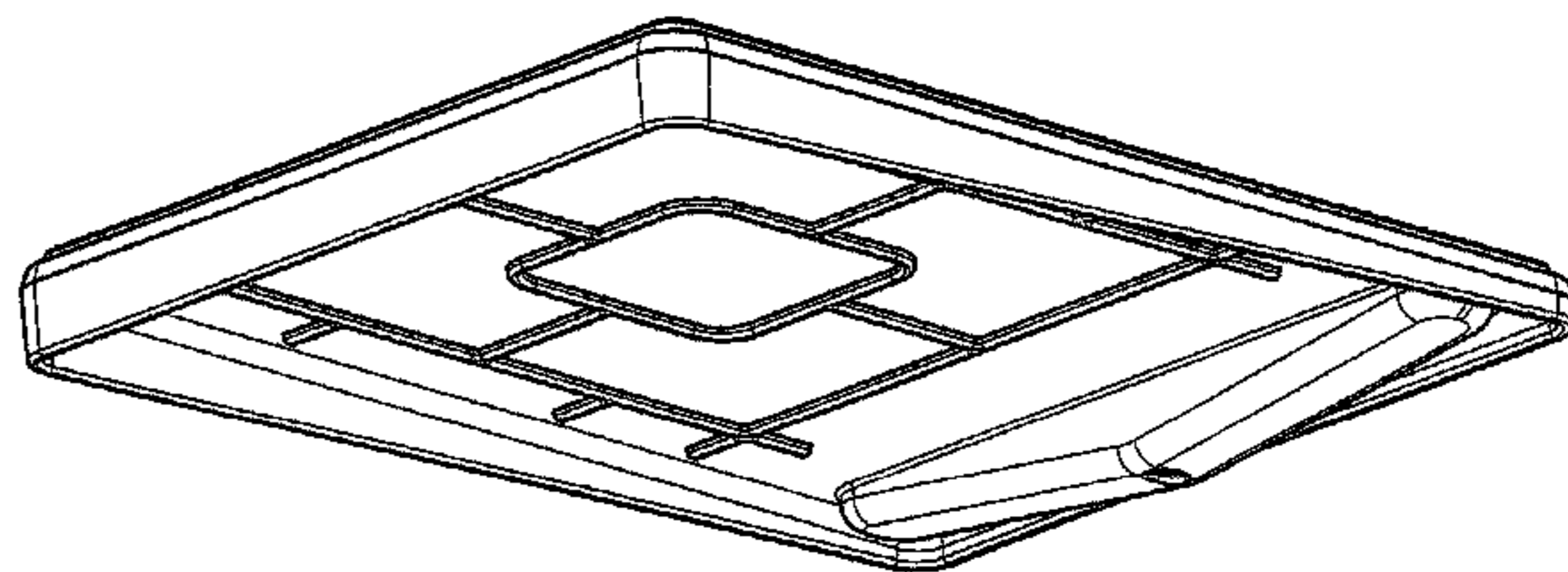
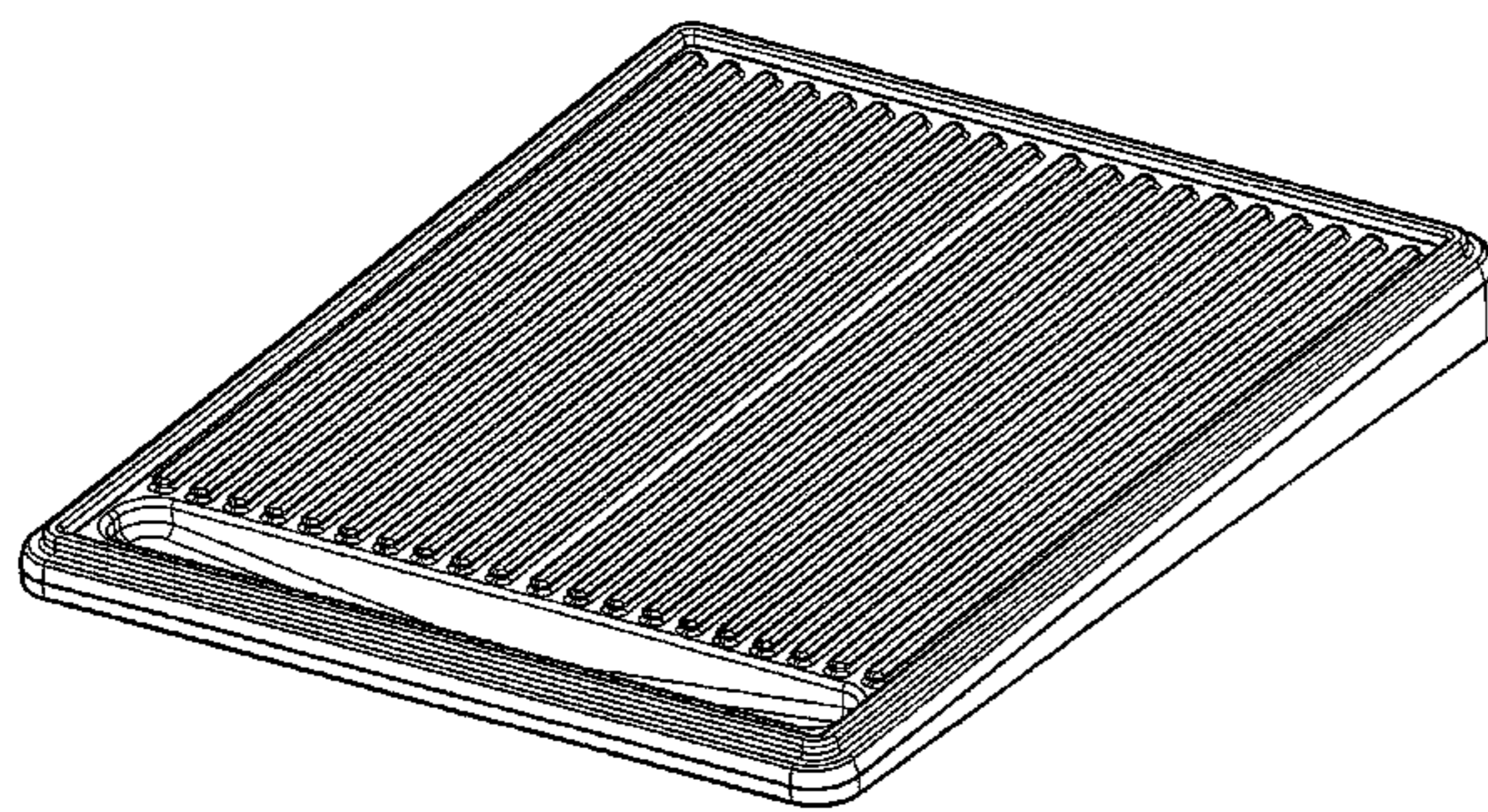
FIG. 5 is a front elevation view of the barbecue grill plate of FIG. 1;

FIG. 6 is a rear elevation view of the barbecue grill plate of FIG. 1;

FIG. 7 is a right elevation view of the barbecue grill plate of FIG. 1; and,

FIG. 8 is a left elevation view of the barbecue grill plate of FIG. 1.

1 Claim, 6 Drawing Sheets



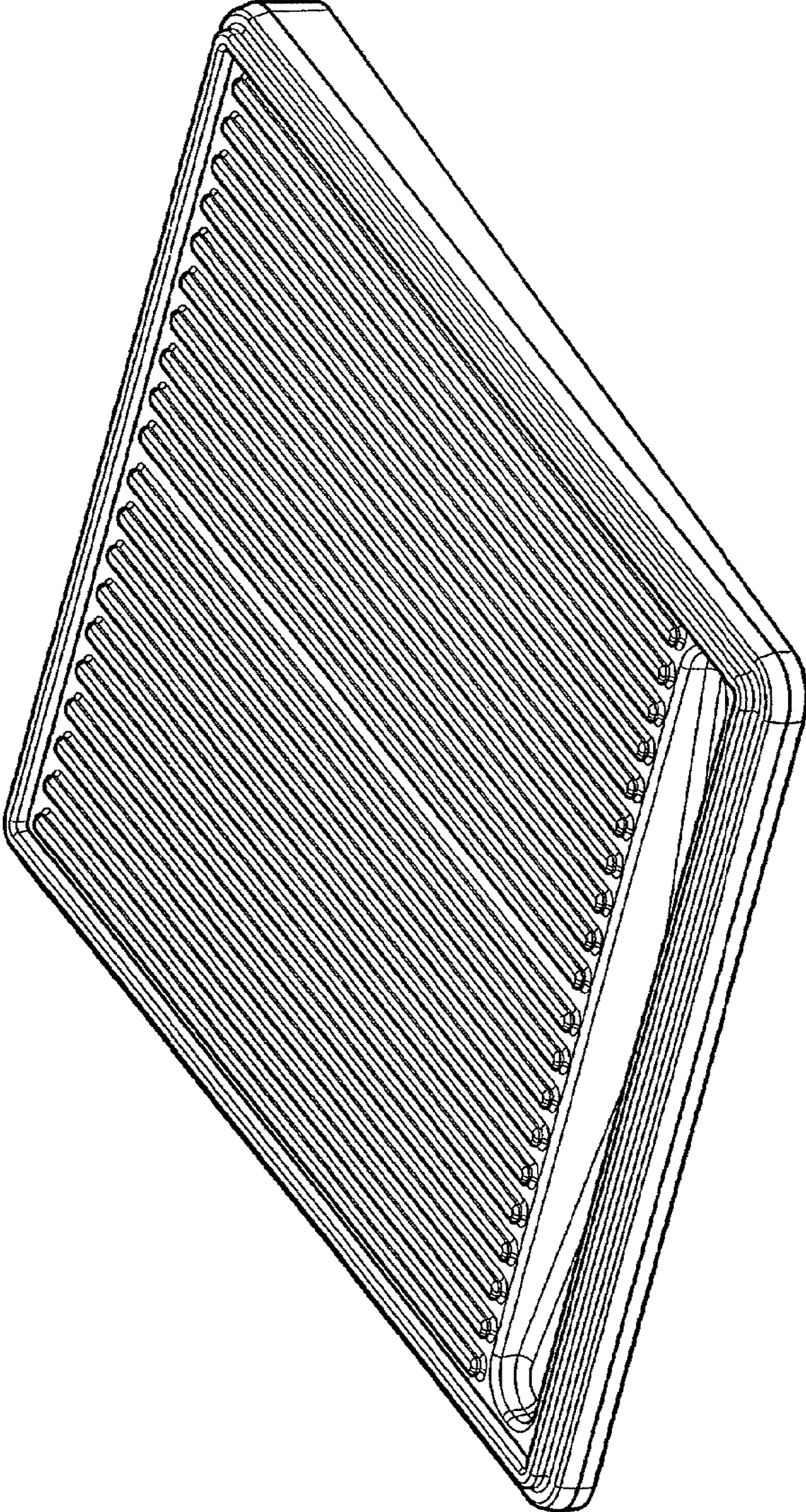


Fig. 1

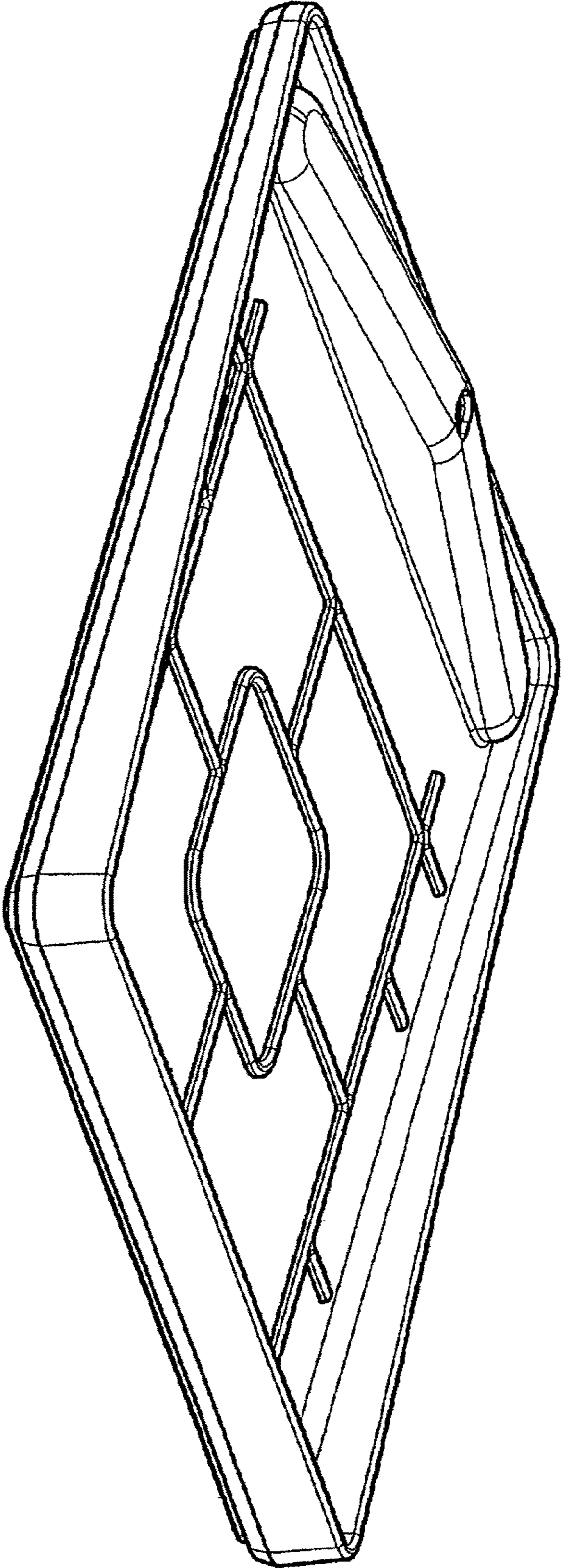


Fig. 2




Fig. 3

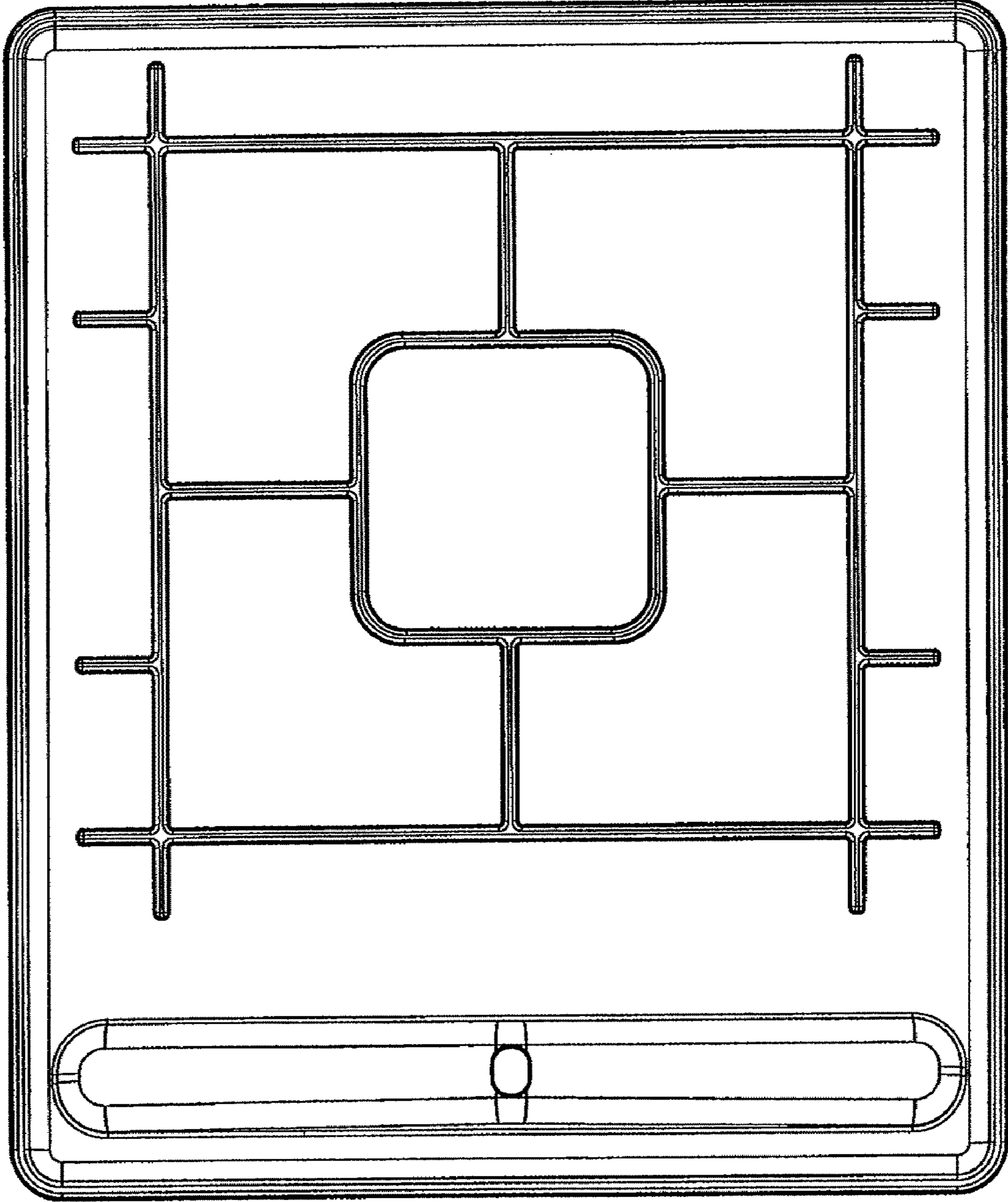


Fig. 4




Fig. 5

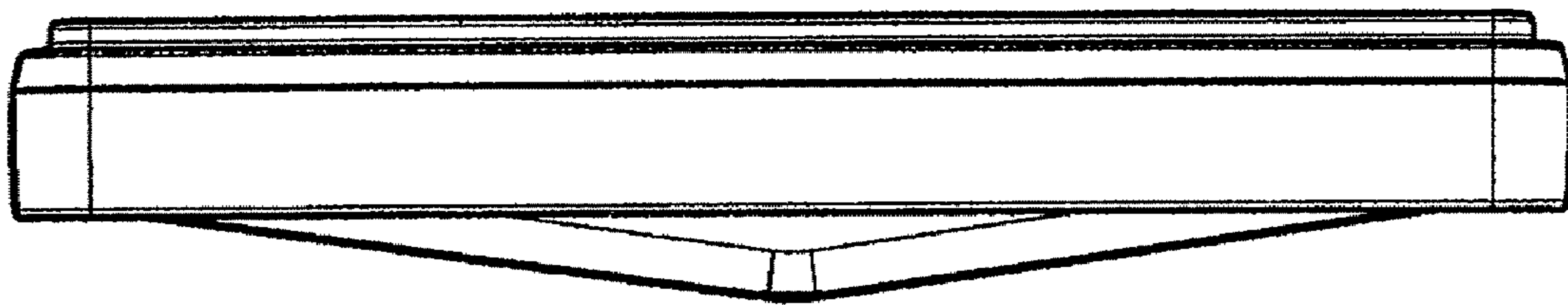


Fig. 6

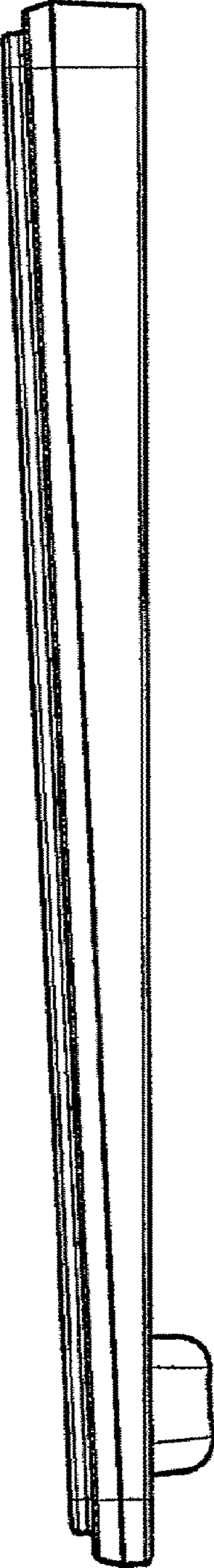


Fig. 7



Fig. 8