



US00D581205S

(12) **United States Design Patent**
Simon et al.

(10) **Patent No.:** **US D581,205 S**

(45) **Date of Patent:** **** Nov. 25, 2008**

(54) **BAKING SHEET**

(75) Inventors: **Denise Simon**, Harbor Springs, MI (US);
Jeffrey Bull, Naperville, IL (US); **David Purcell**, Plainfield, IL (US)

(73) Assignee: **Wilton Industries, Inc.**, Woodridge, IL (US)

(**) Term: **14 Years**

(21) Appl. No.: **29/317,766**

(22) Filed: **May 6, 2008**

(51) **LOC (8) Cl.** **07-02**

(52) **U.S. Cl.** **D7/354**

(58) **Field of Classification Search** D7/323,
D7/354-361, 392.1, 393, 396.1, 407, 412,
D7/417, 505, 513, 540-545, 550.1, 551.1,
D7/552.1, 553.1, 553.4-553.8, 554.3, 555,
D7/586, 602, 611, 675, 698; D9/414, 420-434,
D9/446-447, 456, 757; 99/324, 339, 422,
99/426, 446, 448, 450; 220/4.21, 23.2-23.8,
220/309.1, 367.1, 376-377, 573.1-573.4,
220/574, 601-602, 610, 657, 669, 672-675,
220/912; 249/66.1, 117, 119, 122-124, 127,
249/155-156, 160

See application file for complete search history.

(56) **References Cited**

U.S. PATENT DOCUMENTS

D103,233 S * 2/1937 Hoffheimer D7/545
D161,752 S * 1/1951 Hart D7/554.3
D173,120 S * 9/1954 Levenhagen D7/554.3
D196,664 S * 10/1963 Mustacchio D7/545
D207,593 S * 5/1967 Douglas D7/545
D219,050 S * 10/1970 Beckman D7/545

D258,711 S * 3/1981 Baker et al. D7/554.3
D405,646 S * 2/1999 Indekeu D7/554.3
5,921,173 A * 7/1999 Grycan et al. 99/422
6,279,469 B1 * 8/2001 Bailey 99/450
D461,995 S * 8/2002 Massaloux et al. D7/554.3
D463,224 S * 9/2002 Cautereels et al. D7/698
D464,846 S * 10/2002 Black D7/359
D472,767 S * 4/2003 Gebhardt et al. D7/552.1
6,722,522 B2 * 4/2004 Bryant et al. 220/573.1
D490,644 S * 6/2004 Groll D7/354
D532,249 S * 11/2006 Logan D7/354
D539,600 S * 4/2007 Millsap et al. D7/354
D539,601 S * 4/2007 Logan D7/354
D555,986 S * 11/2007 Goldman D7/698
2006/0000368 A1 * 1/2006 Lion et al. 99/426

* cited by examiner

Primary Examiner—Caron Veynar

Assistant Examiner—Ricky Pham

(74) *Attorney, Agent, or Firm*—DLA Piper LLP (US);
Jennifer E. Lacroix


(57) **CLAIM**

The ornamental design for a baking sheet, as shown and described.

DESCRIPTION

FIG. 1 is a perspective view of the baking sheet;
FIG. 2 is a front elevational view of the baking sheet, the rear elevational view being a mirror image thereof;
FIG. 3 is a left side elevational view of the baking sheet, the right side elevational view being a mirror image thereof;
FIG. 4 is a top plan view of the baking sheet; and,
FIG. 5 is a bottom plan view of the baking sheet.

1 Claim, 2 Drawing Sheets






FIG. 1



FIG. 2




FIG. 3




FIG. 4




FIG. 5