



US00D581199S

(12) **United States Design Patent**  
**Chau**

(10) **Patent No.:** **US D581,199 S**  
(45) **Date of Patent:** **\*\* Nov. 25, 2008**

(54) **GRILL**

(75) Inventor: **Nam Wai Chau**, Kennedy Town (CN)

(73) Assignee: **The Brinkmann Corporation**, Dallas, TX (US)

(\*\*) Term: **14 Years**

(21) Appl. No.: **29/301,849**

(22) Filed: **Mar. 19, 2008**

(51) **LOC (8) Cl.** ..... **07-02**

(52) **U.S. Cl.** ..... **D7/334**

(58) **Field of Classification Search** ..... D7/332-337,  
D7/402-405, 352; D23/343, 401; 126/519,  
126/25 R, 25 A, 25 AA, 41 R, 29, 30, 9 R,  
126/38, 37 R, 40, 50; 99/444-445, 448,  
99/481-482

See application file for complete search history.

(56) **References Cited**

**U.S. PATENT DOCUMENTS**

4,886,045 A	12/1989	Ducate, Jr. et al.	
D316,355 S	4/1991	Stephen et al.	
D406,488 S	3/1999	Bates et al.	
D406,489 S	3/1999	Williams et al.	
D454,276 S	3/2002	Pai	
D461,359 S	8/2002	Coleman et al.	
D466,756 S	12/2002	Bossler et al.	
D470,357 S	2/2003	Home	
D471,057 S	3/2003	Chung	
D472,756 S	4/2003	Pai	
D475,235 S	6/2003	Home	
D476,188 S	6/2003	Wood	
6,935,327 B1	8/2005	Williams et al.	
D520,298 S	5/2006	Huegerich et al.	
D521,308 S *	5/2006	Tseng	D7/334
D533,010 S	12/2006	Pai	
D535,139 S *	1/2007	Lutz	D7/334
D536,918 S	2/2007	Wood	

D541,575 S *	5/2007	Lutz	D7/334
D544,289 S	6/2007	Tseng	
D546,116 S	7/2007	Tseng	
D547,108 S	7/2007	Tseng	
D549,511 S *	8/2007	Chung	D7/334
D549,514 S *	8/2007	Chung	D7/334
D560,415 S	1/2008	Wood et al.	
D560,416 S	1/2008	Sedberry et al.	
D560,417 S	1/2008	Ho et al.	
D560,418 S	1/2008	Chau et al.	
D560,419 S	1/2008	Sedberry et al.	
D563,150 S	3/2008	Chau et al.	
D566,456 S *	4/2008	Profitt	D7/334
D569,168 S *	5/2008	Pai	D7/334
D571,142 S *	6/2008	Chung	D7/334
D571,604 S *	6/2008	Chung	D7/334
D571,605 S *	6/2008	Chung	D7/334
2006/0054156 A1	3/2006	Zepek et al.	
2006/0144385 A1	7/2006	Coleman et al.	

\* cited by examiner

*Primary Examiner*—Ruth McInroy

(74) *Attorney, Agent, or Firm*—Sheppard, Mullin, Richter & Hampton LLP

(57) **CLAIM**

I claim the ornamental design for a grill, as shown and described.

**DESCRIPTION**

FIG. 1 is a perspective view of the grill showing the new design;

FIG. 2 is a front elevational view thereof;

FIG. 3 is a rear elevational view thereof;



FIG. 4 is a right side elevational view thereof;

FIG. 5 is a left side elevational view thereof;

FIG. 6 is a top plan view thereof; and,

FIG. 7 is a bottom plan view thereof.

**1 Claim, 6 Drawing Sheets**



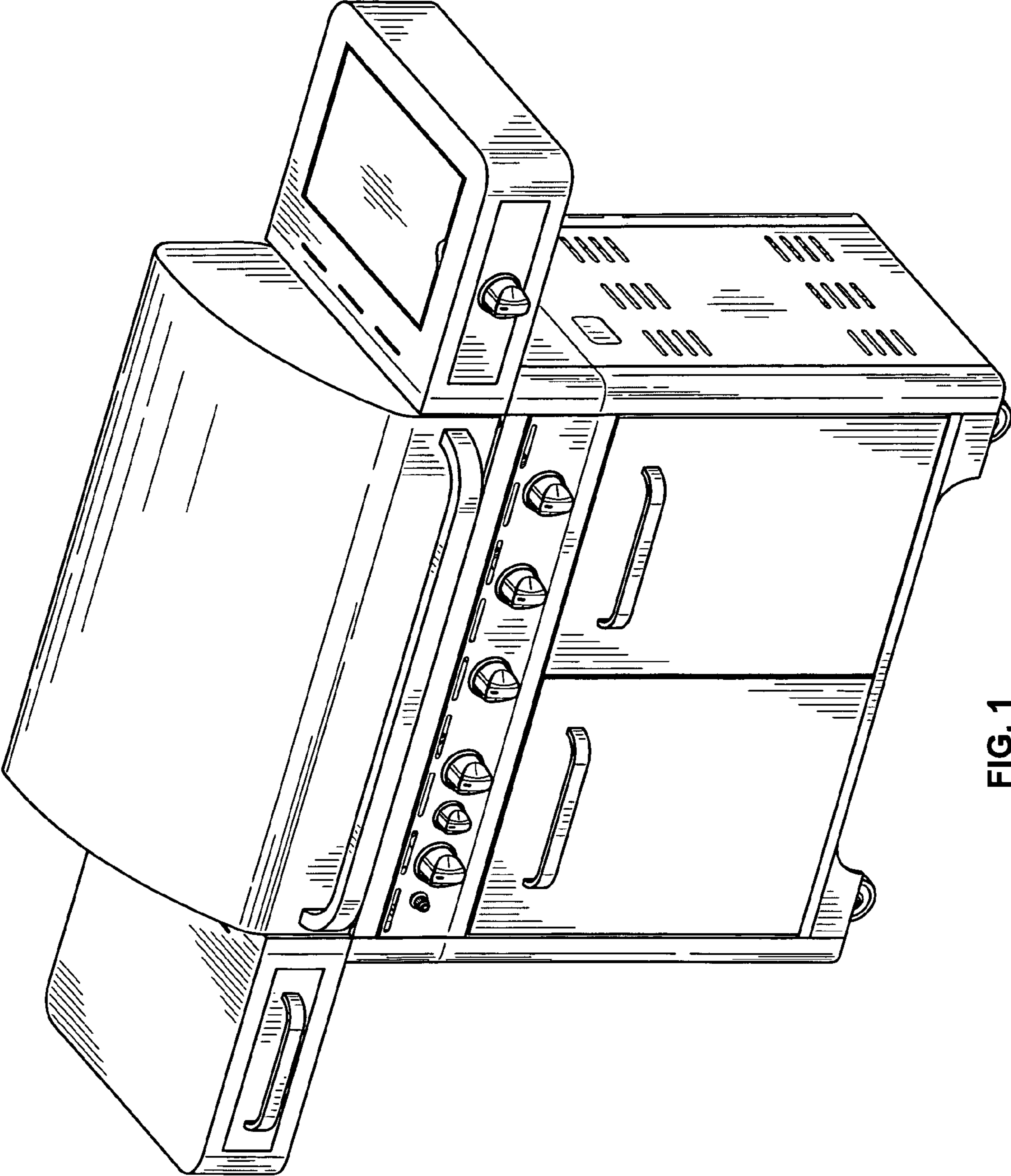


FIG. 1

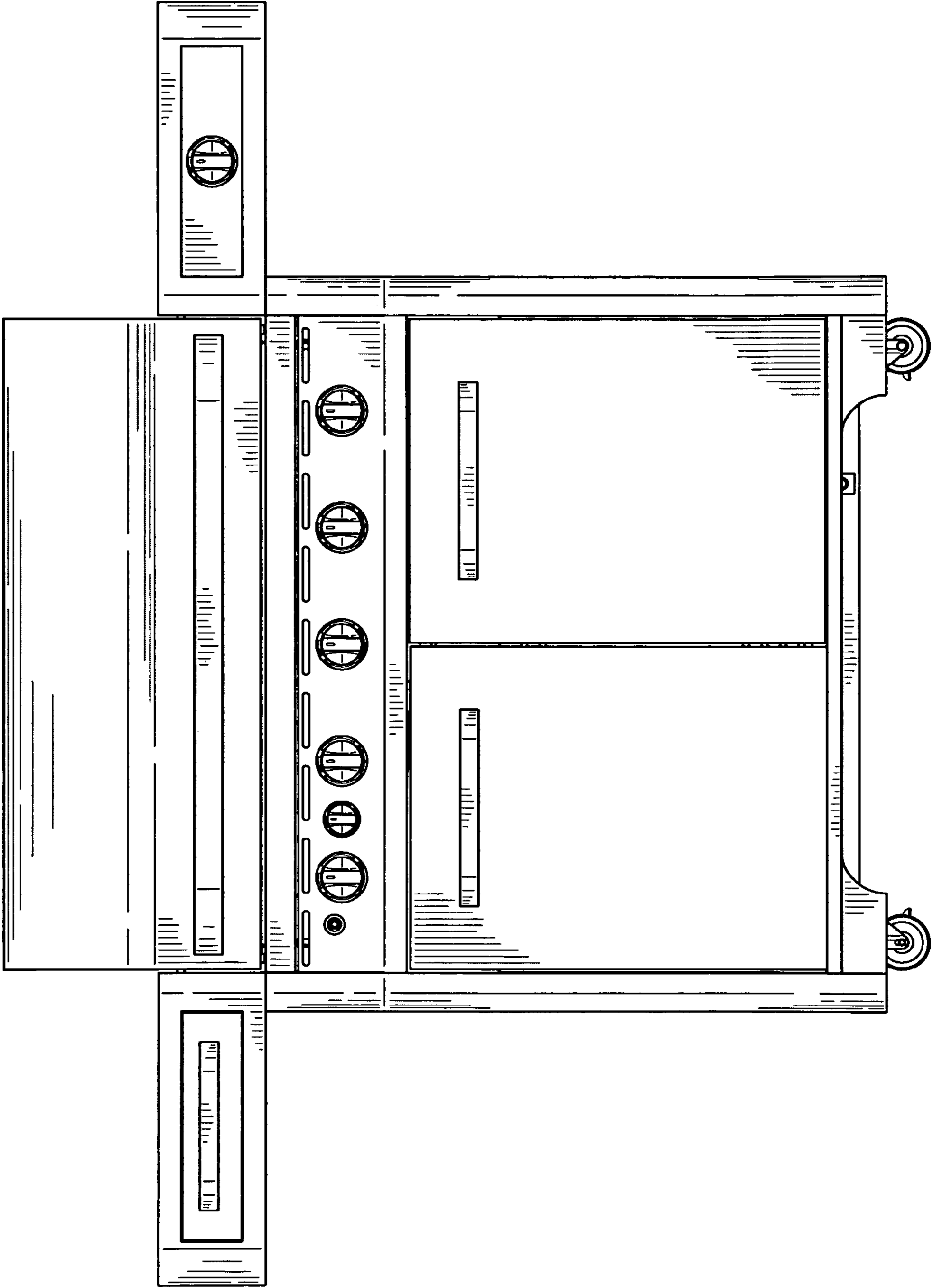


FIG. 2

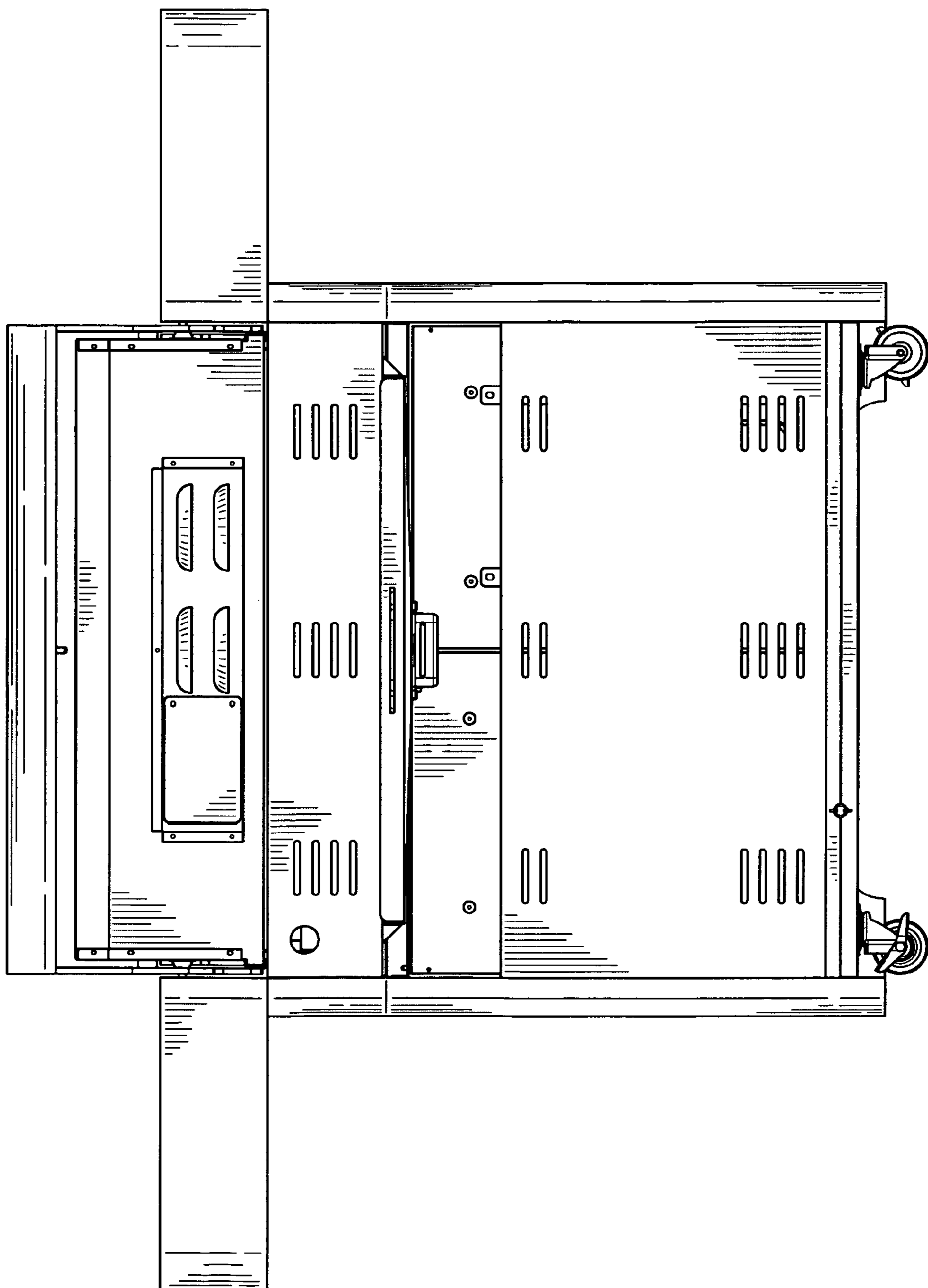


FIG. 3

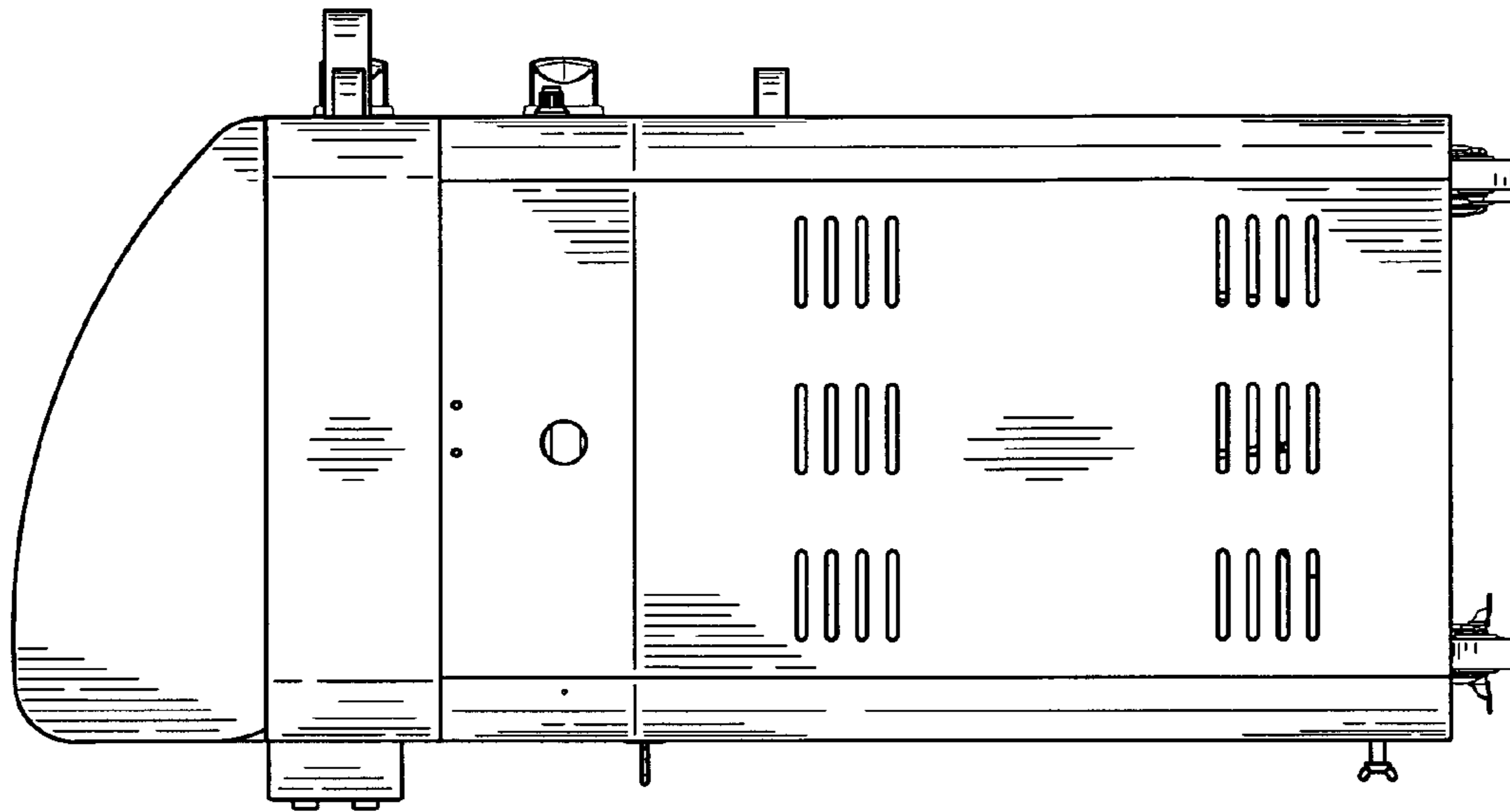


FIG. 5

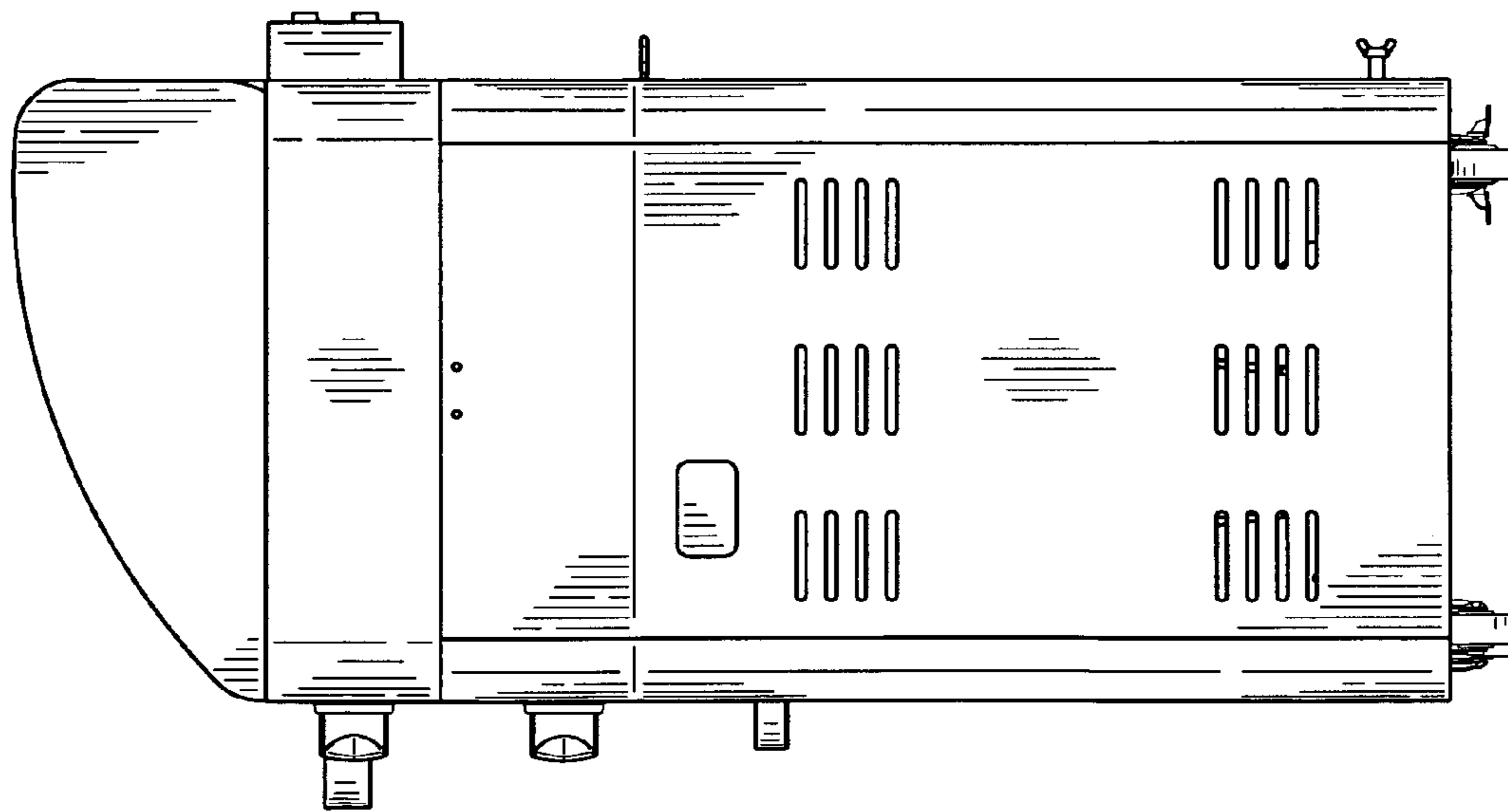


FIG. 4

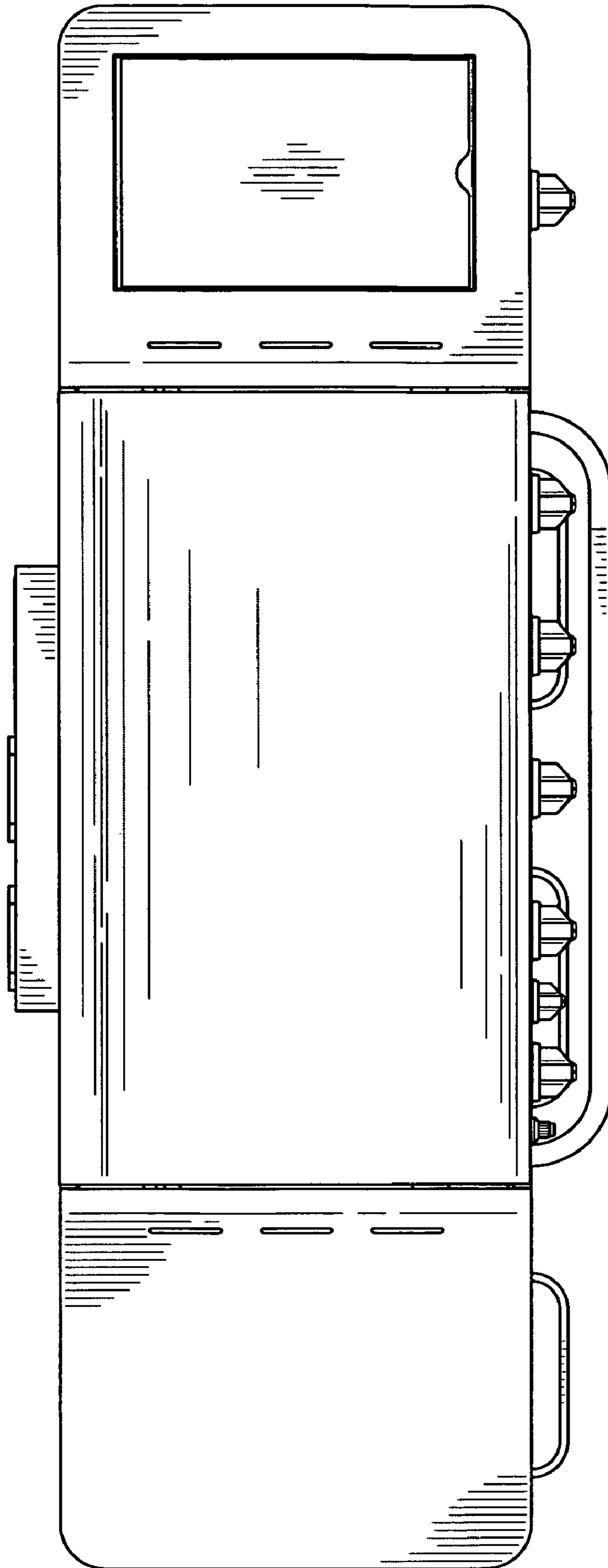


FIG. 6

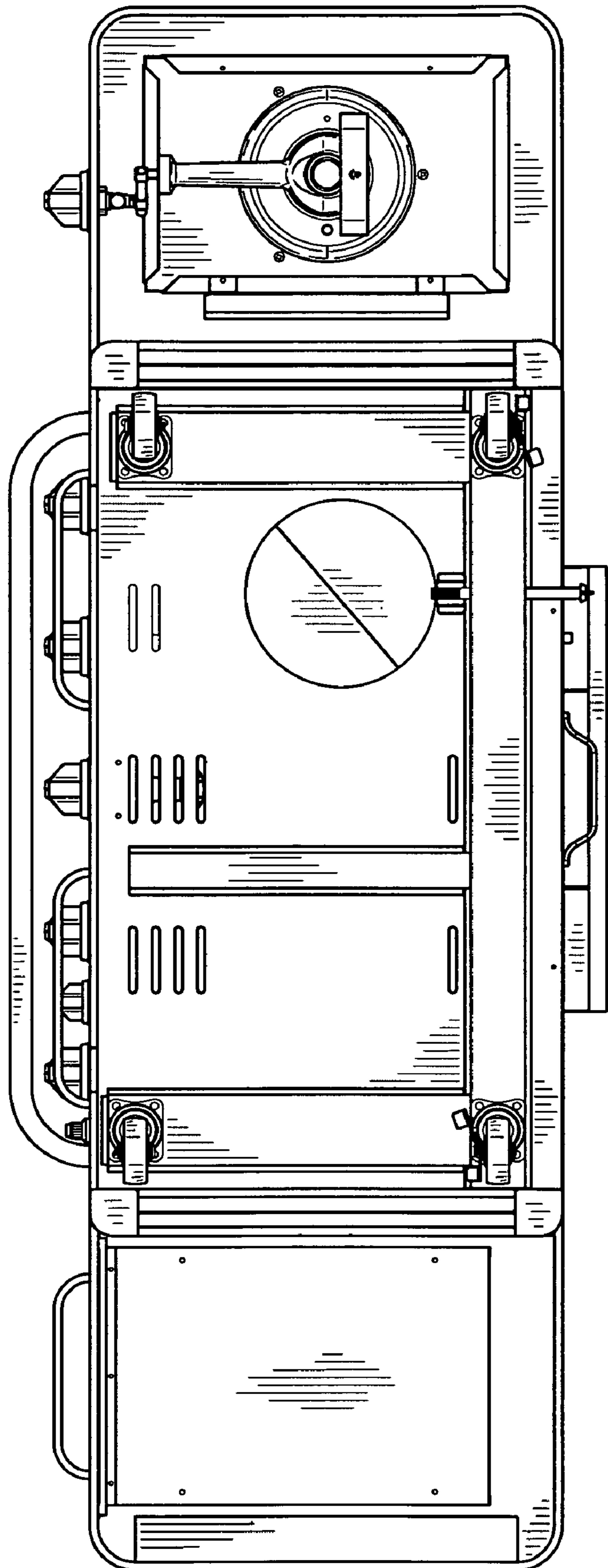


FIG. 7