



US00D581184S

(12) **United States Design Patent**  
**Washam**

(10) **Patent No.:** **US D581,184 S**

(45) **Date of Patent:** **\*\* Nov. 25, 2008**

(54) **NAVY ANCHOR TABLE**

(76) **Inventor:** **Kaela Celeste Washam**, 3301 Purdue Ave., Dallas, TX (US) 75225

(\*\*) **Term:** **14 Years**

(21) **Appl. No.:** **29/297,774**

(22) **Filed:** **Nov. 16, 2007**

(51) **LOC (8) Cl.** ..... **06-03**

(52) **U.S. Cl.** ..... **D6/451**

(58) **Field of Classification Search** ..... D6/480-489,  
D6/495-499, 429-431, 451, 452; 108/150,  
108/50.01, 50.02, 152, 153.1, 155, 156, 157.1;  
248/188, 188.1, 188.7, 188.8, 188.9  
See application file for complete search history.

(56) **References Cited**

**U.S. PATENT DOCUMENTS**

- D179,527 S \* 1/1957 Rubin ..... D6/451
- 3,945,498 A \* 3/1976 Lampinen ..... 211/60.1
- D399,066 S \* 10/1998 Malatesta ..... D6/349

\* cited by examiner

*Primary Examiner*—Janice E Seeger

(74) *Attorney, Agent, or Firm*—Carstens & Cahoon LLP

(57) **CLAIM**

The ornamental design for a navy anchor table, as shown and described.

**DESCRIPTION**

FIG. 1 is a perspective view a navy anchor table showing my new design;

FIG. 2 is a front elevational view thereof;

FIG. 3 is a rear elevational view thereof;

FIG. 4 is a left side elevational view thereof;


FIG. 5 is a right side elevational view thereof;

FIG. 6 is a top elevational view thereof; and,

FIG. 7 is a bottom elevational view thereof.

The ornamental design which is claimed is shown in solid lines in the drawings. The broken lines in the drawings are for illustrative purposes only and form no part of the claimed design.

**1 Claim, 2 Drawing Sheets**






FIG. 1




FIG. 2




FIG. 3






FIG. 4




FIG. 5




FIG. 6

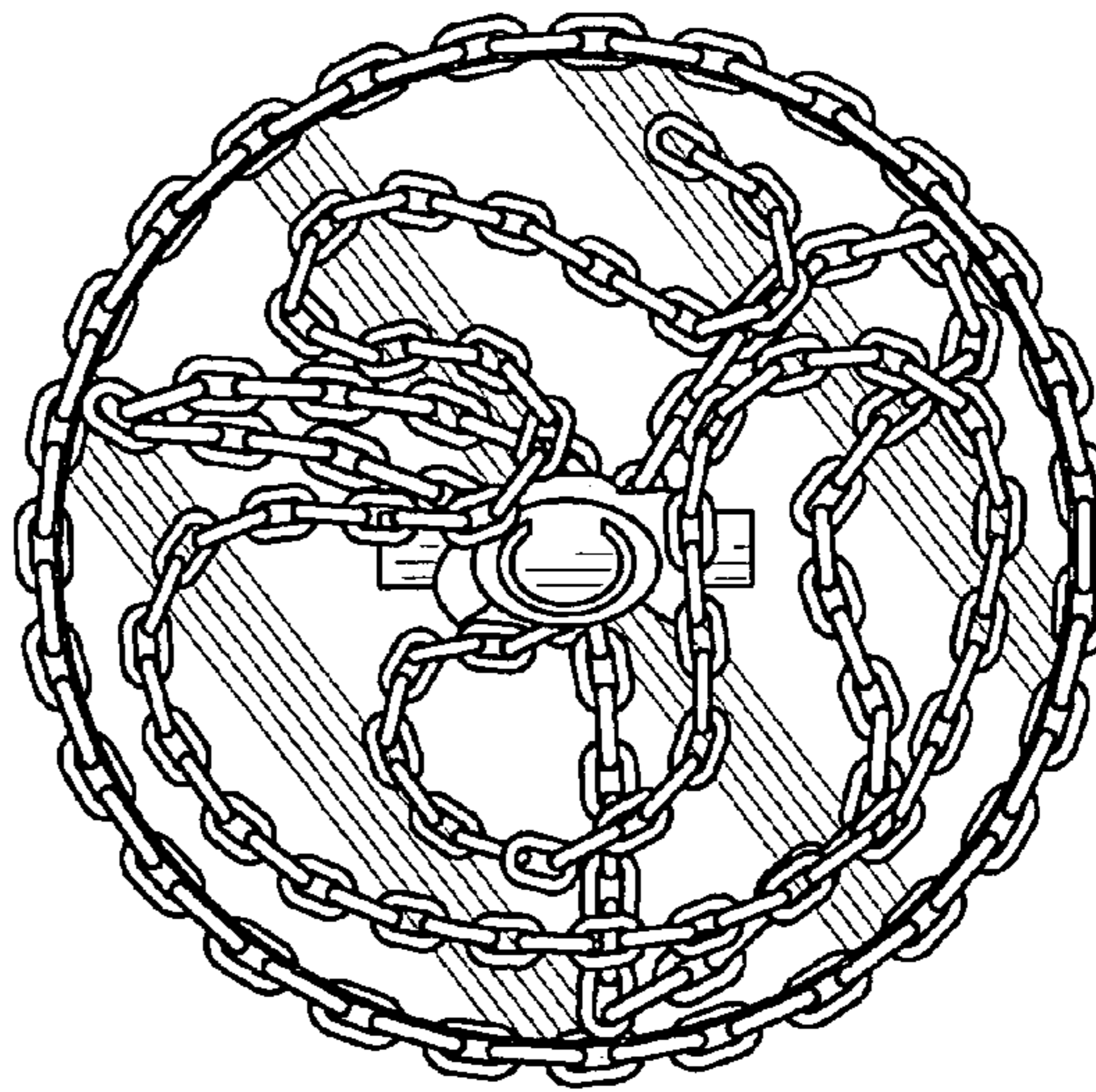


FIG. 7