



US00D581178S

(12) **United States Design Patent**
Auberger et al.

(10) **Patent No.:** **US D581,178 S**

(45) **Date of Patent:** **** Nov. 25, 2008**

(54) **TRIPLE SEAT BENCH**

D428,716 S * 8/2000 Larger D6/349
D497,745 S * 11/2004 Lenger D6/486

(75) Inventors: **Benoit Auberger**, Mouilleron en Pareds (FR); **Christelle Boutin**, Bressuire (FR)

(73) Assignee: **WESCO Company S.A.**, Cerizay (FR)

* cited by examiner

(**) Term: **14 Years**

Primary Examiner—Sandra Snapp

(74) *Attorney, Agent, or Firm*—Horst M. Kasper

(21) Appl. No.: **29/288,800**

(57) **CLAIM**

(22) Filed: **Jun. 19, 2007**

The ornamental design for a triple seat bench, as shown and described.

(30) **Foreign Application Priority Data**

Dec. 19, 2006 (EM) 000643333-0052

DESCRIPTION

(51) **LOC (8) Cl.** **06-01**

(52) **U.S. Cl.** **D6/349**

(58) **Field of Classification Search** D6/349–353,
D6/355, 363, 364, 500–502, 511; 297/16.1,
297/118, 175, 195.1, 423.1, 423.14, 423.39,
297/423.41, 440.1, 440.12, 461, 462; 108/150
See application file for complete search history.

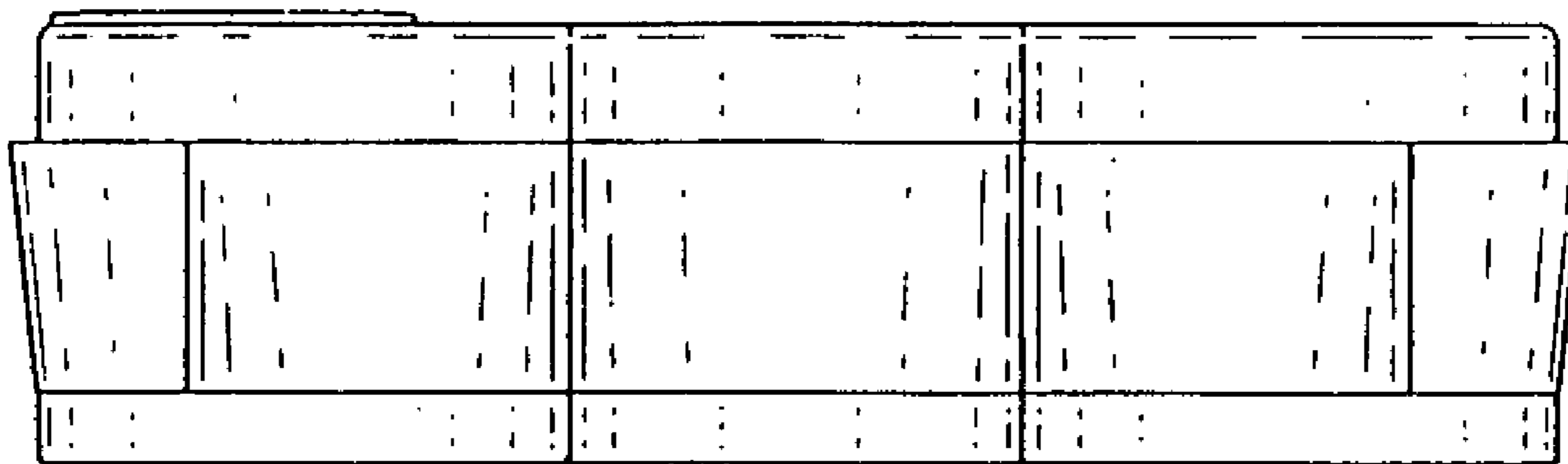
FIG. 1 is a front elevational view of a triple seat bench;
FIG. 2 is a top plan view thereof;
FIG. 3 is a rear elevational view thereof;
FIG. 4 is a right side elevational view thereof;
FIG. 5 is a left side elevational view thereof;
FIG. 6 is a bottom plan view thereof; and,
FIG. 7 is a front perspective view thereof.

(56) **References Cited**

U.S. PATENT DOCUMENTS

D126,866 S * 4/1941 Miller D24/132

1 Claim, 2 Drawing Sheets



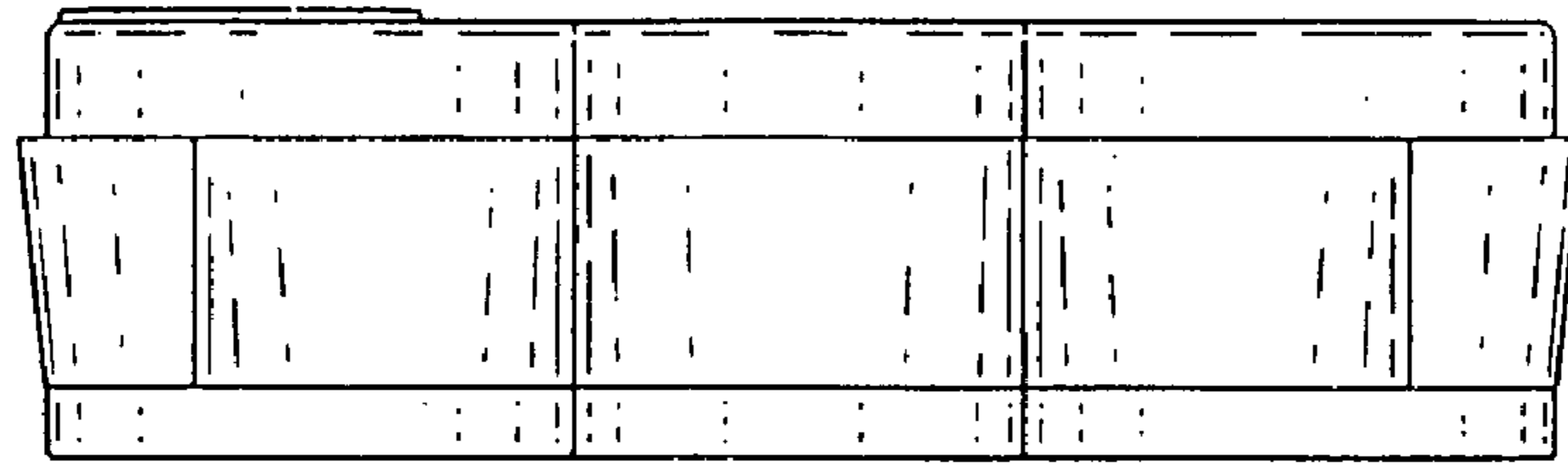


Fig.1




Fig.2




Fig.3

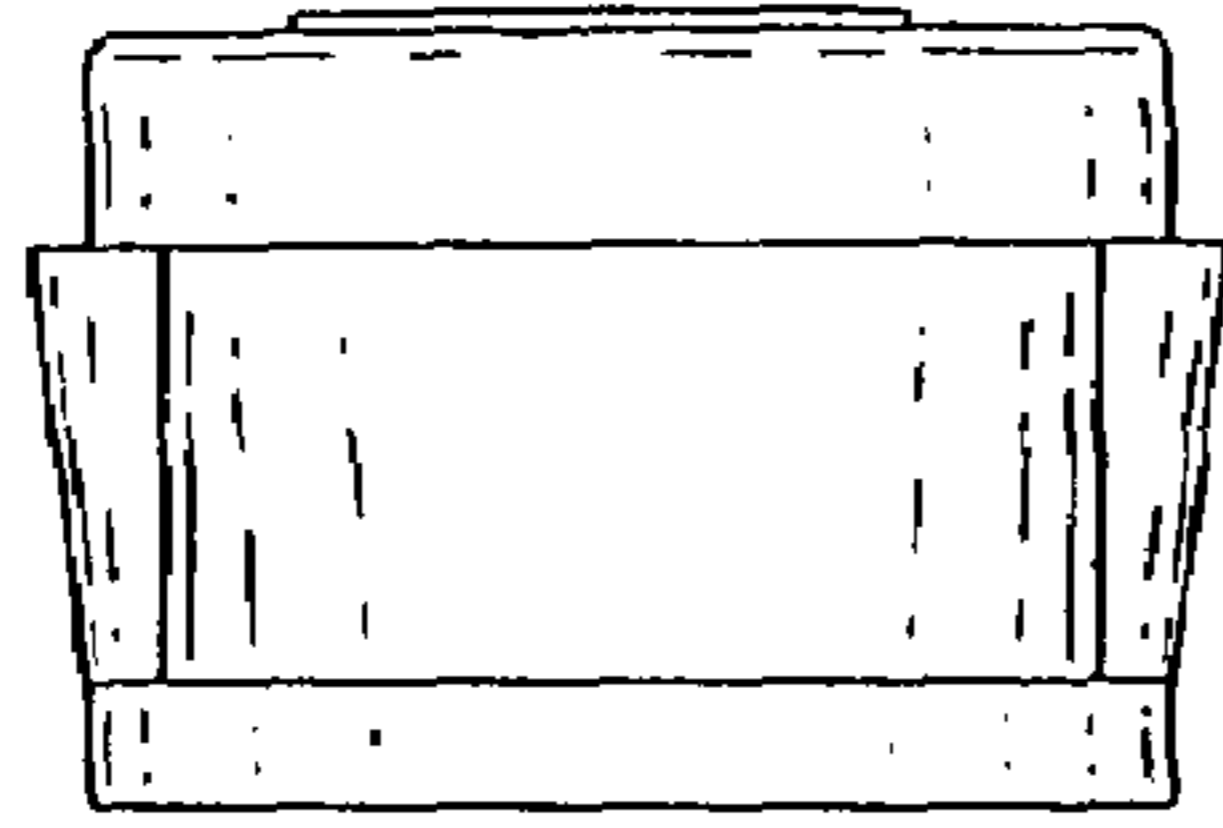


Fig.4



Fig.5

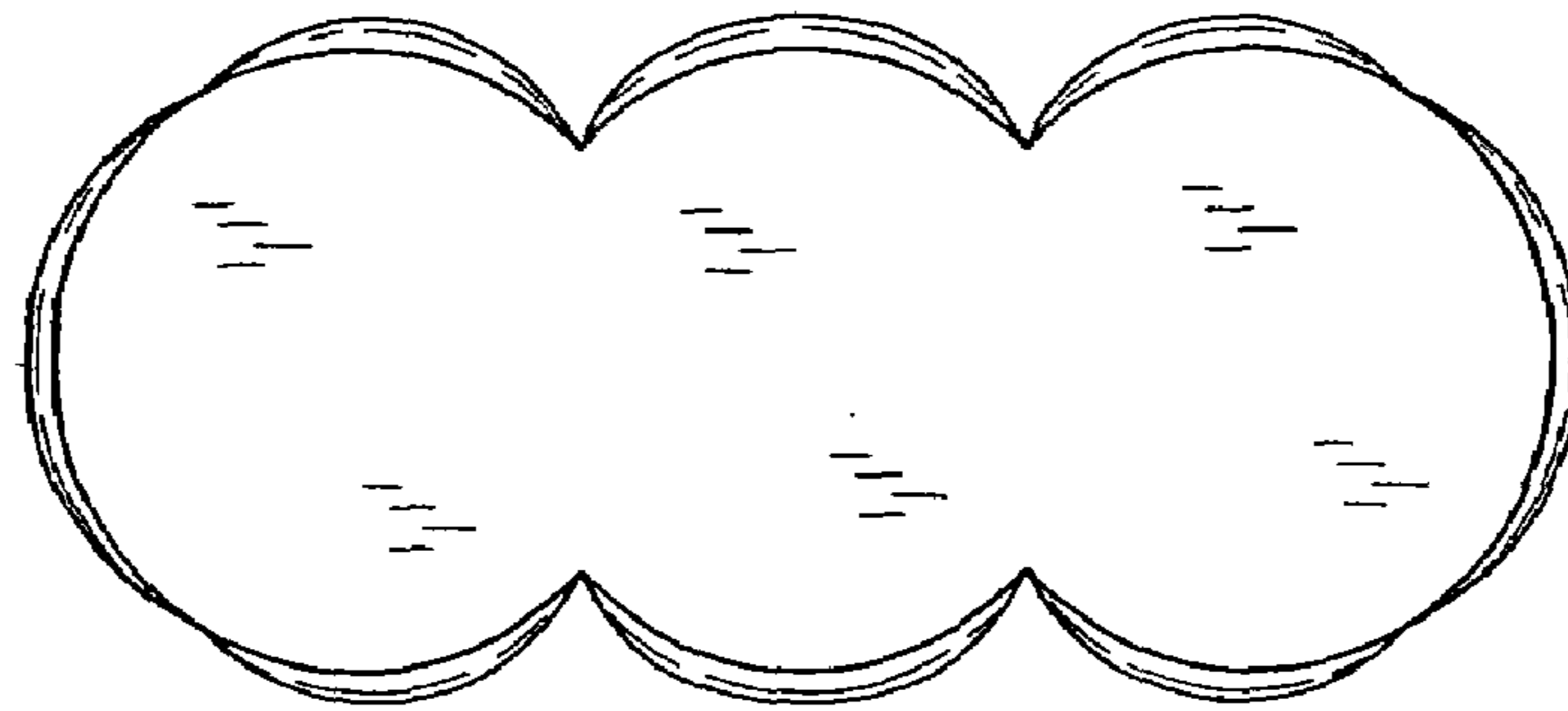


Fig.6

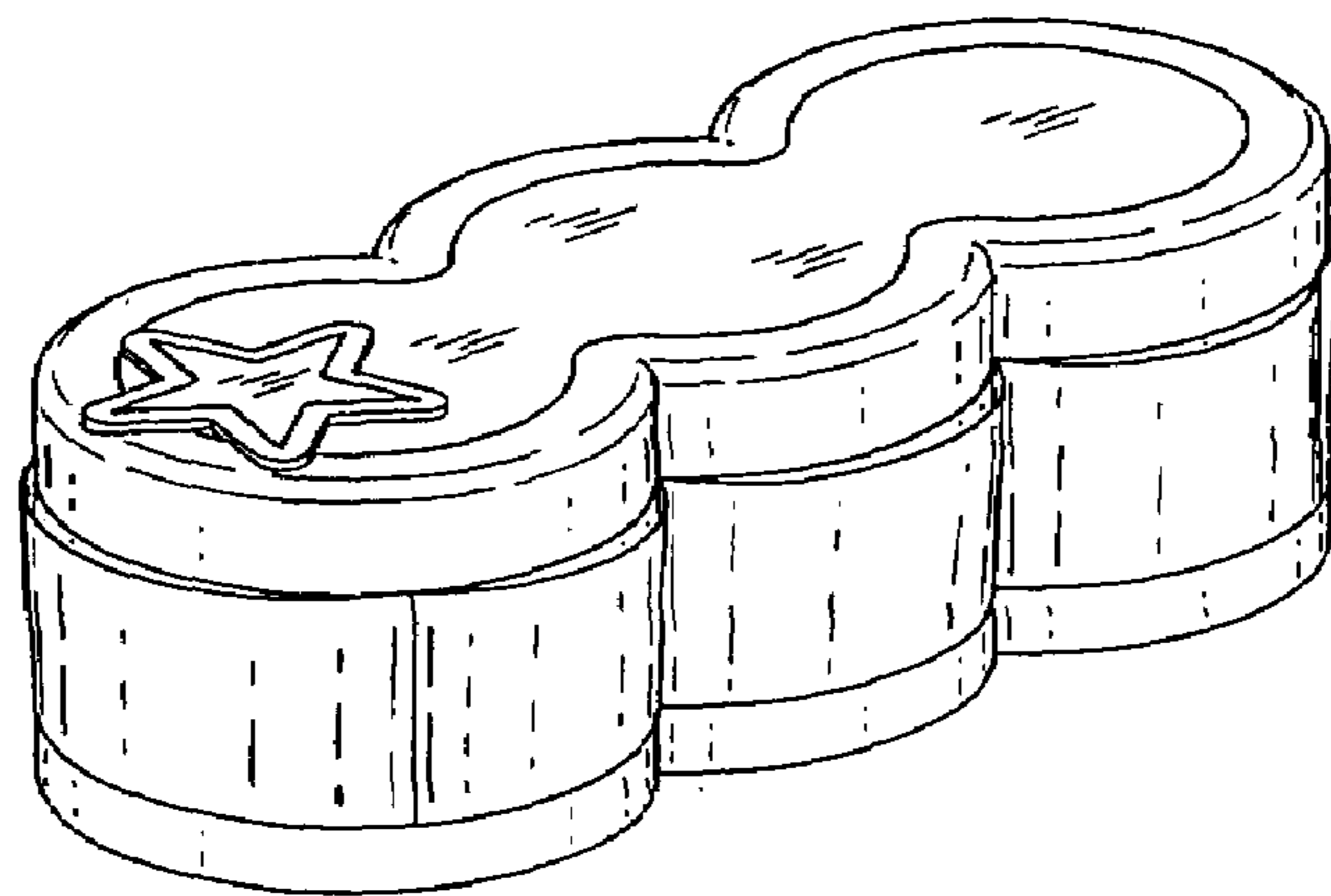


Fig.7