



US00D581177S

(12) **United States Design Patent**
Auberger et al.

(10) **Patent No.:** **US D581,177 S**

(45) **Date of Patent:** **** Nov. 25, 2008**

(54) **CLOVER SHAPED SEAT**

(75) Inventors: **Benoit Auberger**, Mouilleron en Pareds (FR); **Christelle Boutin**, Bressuire (FR)

(73) Assignee: **WESCO Company S.A.**, Cerizay (FR)

(**) Term: **14 Years**

(21) Appl. No.: **29/288,790**

(22) Filed: **Jun. 19, 2007**

(30) **Foreign Application Priority Data**

Dec. 19, 2006 (EM) 000643333-0053

(51) **LOC (8) Cl.** **06-01**

(52) **U.S. Cl.** **D6/349**

(58) **Field of Classification Search** D6/349-353, D6/355, 363, 364, 500-502, 511; 297/16.1, 297/118, 175, 195.1, 423.1, 423.14, 423.39, 297/423.41, 440.1, 440.12, 461, 462; 108/150
See application file for complete search history.

(56) **References Cited**

U.S. PATENT DOCUMENTS

D9,272 S * 5/1876 Ganiard D6/352
D25,823 S * 7/1896 Shaw D6/349

D126,866 S * 4/1941 Miller D24/132
D213,552 S * 3/1969 Hall D6/352
D370,138 S * 5/1996 Rosebrock D6/451
D428,716 S * 8/2000 Larger D6/349
D450,940 S * 11/2001 Dhing D6/349
D462,184 S * 9/2002 Wolfe D6/349
D497,745 S * 11/2004 Lenger D6/486

* cited by examiner

Primary Examiner—Sandra Snapp

(74) *Attorney, Agent, or Firm*—Horst M. Kasper

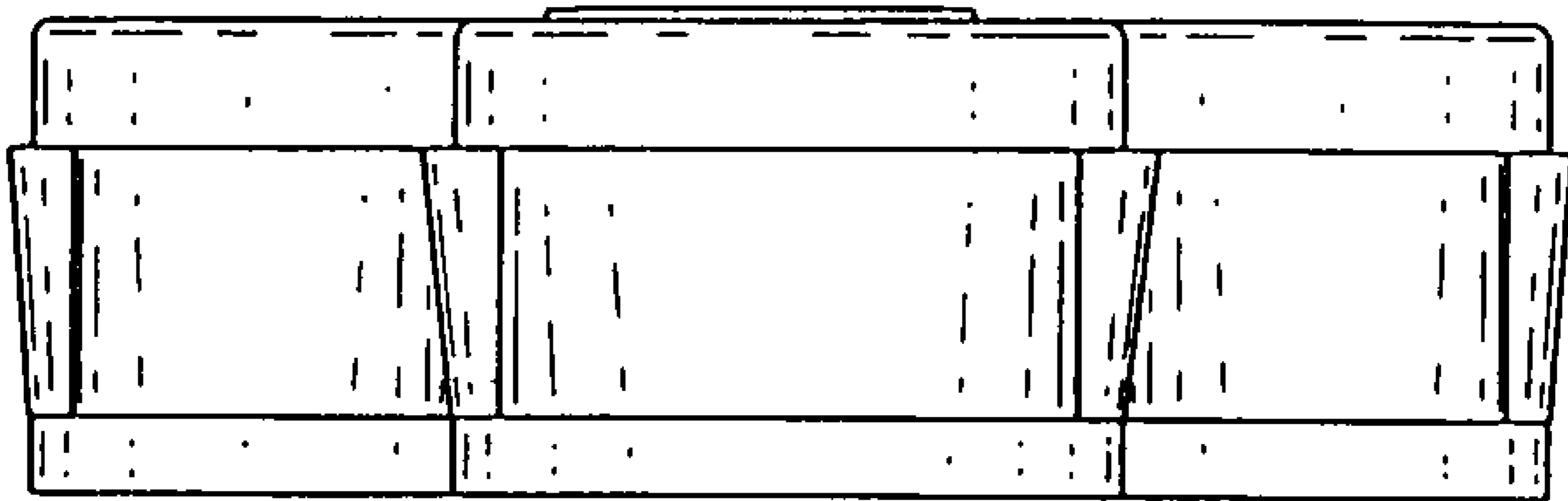
(57) **CLAIM**

The ornamental design for a clover shaped seat, as shown and described.

DESCRIPTION

FIG. 1 is a front elevational view of clover shaped seat;
FIG. 2 is a top plan view thereof;
FIG. 3 is a rear elevational view thereof;
FIG. 4 is a right side elevational view thereof;
FIG. 5 is a left side elevational view thereof;
FIG. 6 is a bottom plan view thereof; and,
FIG. 7 is a front perspective view thereof.

1 Claim, 2 Drawing Sheets



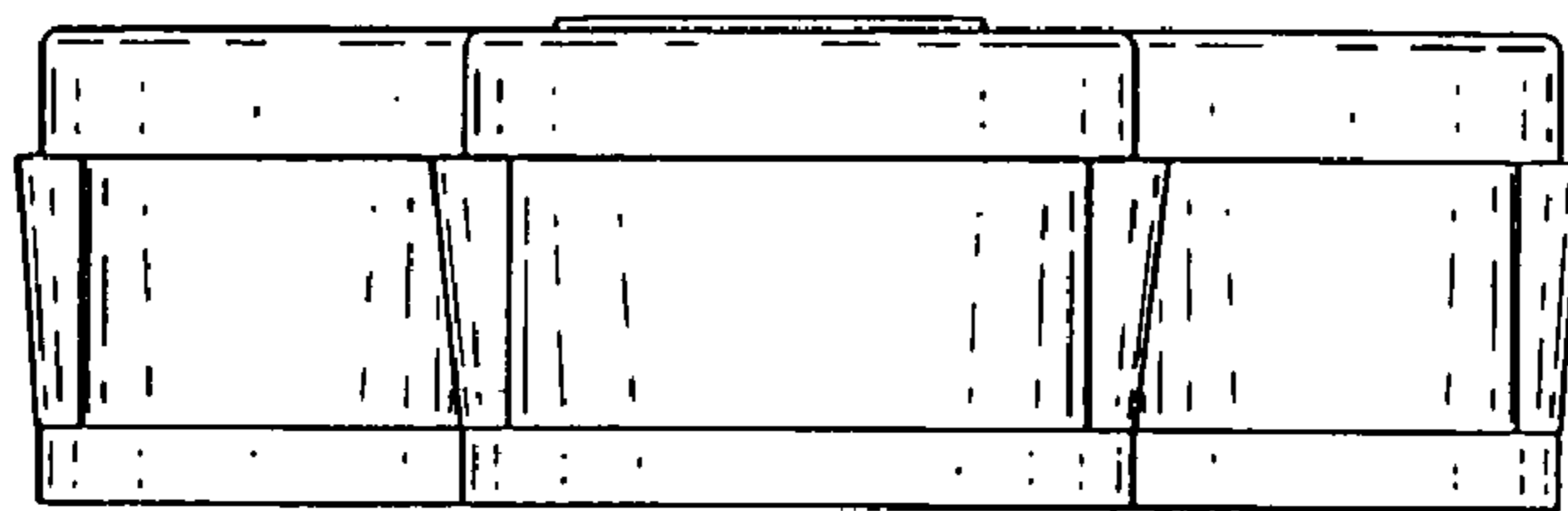


Fig.1

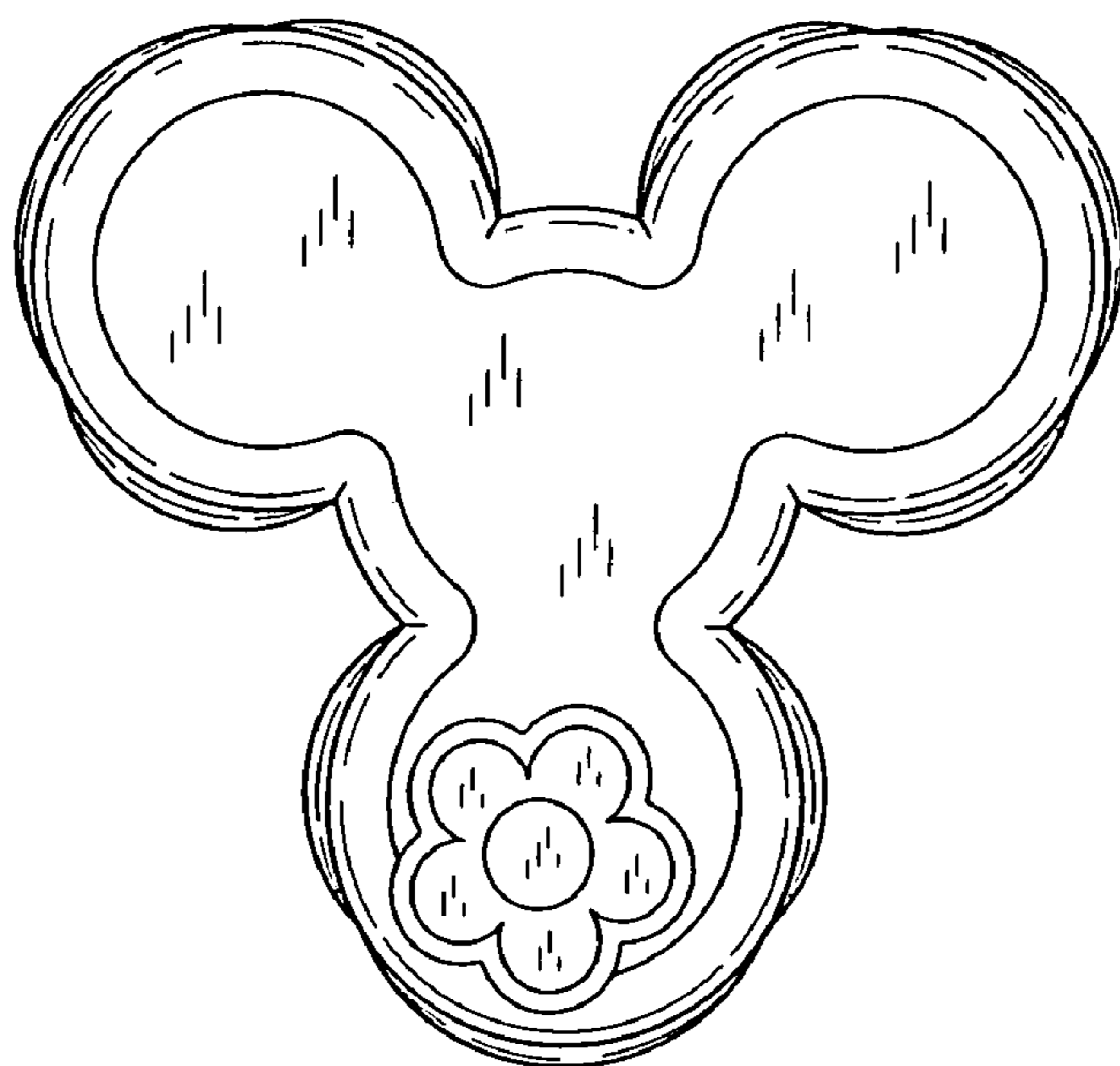


Fig.2

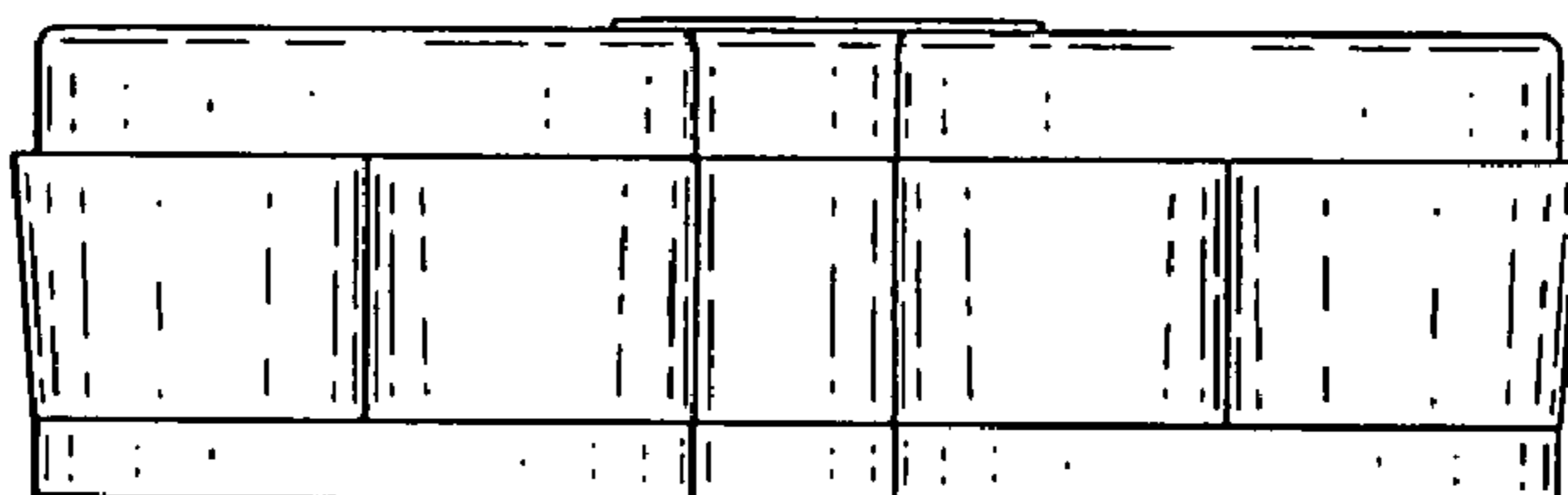


Fig.3

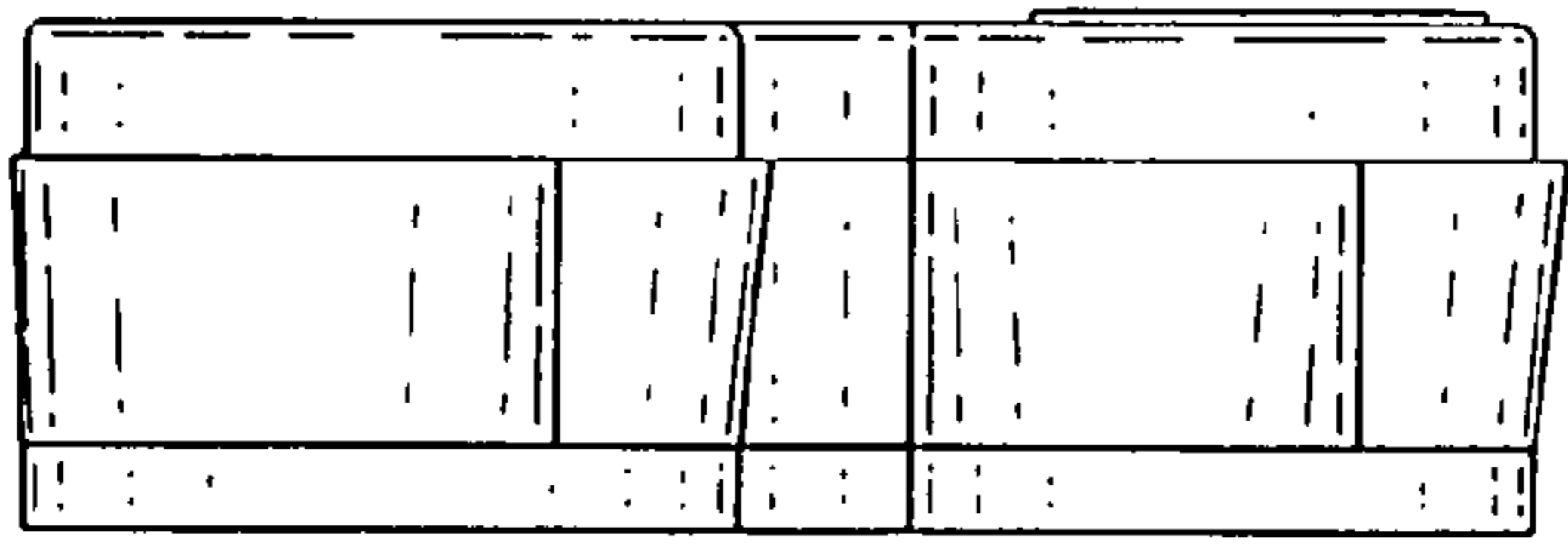


Fig.4

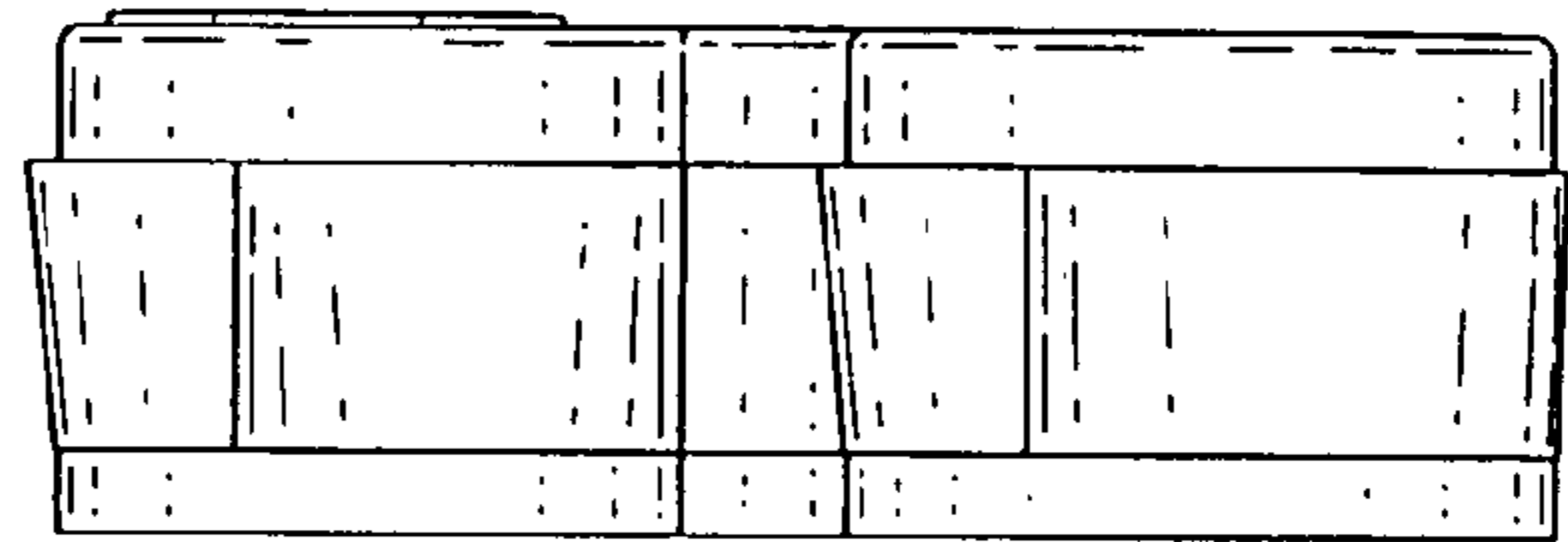


Fig.5




Fig.6



Fig.7