

US00D581170S

(12) **United States Design Patent**
Delaney

(10) **Patent No.:** **US D581,170 S**

(45) **Date of Patent:** **** Nov. 25, 2008**

(54) **NONWOVEN FABRIC**

(75) Inventor: **Andrew Delaney**, Allentown, NJ (US)

(73) Assignee: **Polymer Group, Inc.**, Charlotte, NC (US)

(**) Term: **14 Years**

(21) Appl. No.: **29/295,140**

(22) Filed: **Sep. 21, 2007**

(51) **LOC (8) Cl.** **05-06**

(52) **U.S. Cl.** **D5/58; D5/53**

(58) **Field of Classification Search** D5/1-8,
D5/11, 12, 14, 19, 20, 23-28, 30, 32, 35,
D5/39, 41, 45, 47, 53, 56, 57, 59-66, 99;
D6/582, 583, 595, 596, 598, 603-606, 608,
D6/613, 616, 617, 619, 622; D24/124-126;
D25/142, 152; 5/413 AM, 709; 139/416,
139/417, 424; 156/148, 209; 428/17, 18,
428/154, 156, 171, 178, 187, 198, 199, 542.2,
428/542.6, 190, 904.4, 919

See application file for complete search history.

(56) **References Cited**

U.S. PATENT DOCUMENTS

D14,227 S *	8/1883	Meyer et al.	D5/58
D101,820 S *	11/1936	Perkins	D5/47
D123,964 S *	12/1940	Sumerfield	D5/47
D125,108 S *	2/1941	Kivelson	D5/59
D209,577 S	12/1967	Pompili		
D375,844 S *	11/1996	Edwards et al.	D5/47
D429,939 S	8/2000	Denney		
D430,890 S	9/2000	Cohen		
D438,355 S *	2/2001	Tintelnot	D32/40
D454,433 S	3/2002	Peter		
D458,033 S *	6/2002	Cassingham	D5/59
D465,658 S *	11/2002	Carlson	D5/47
D466,702 S *	12/2002	Carlson et al.	D5/47
D472,057 S	3/2003	Cassingham		
D486,308 S *	2/2004	Delaney et al.	D5/53

D490,987 S *	6/2004	Delaney et al.	D5/53
D506,073 S *	6/2005	Delaney	D5/53
D509,071 S *	9/2005	Delaney et al.	D5/53
D520,754 S *	5/2006	Hasenoehrl	D5/53
D526,129 S *	8/2006	Delaney	D5/53
D526,791 S *	8/2006	Delaney	D5/53
7,082,654 B2 *	8/2006	Snider et al.	28/104

OTHER PUBLICATIONS

U.S. Trademark Reg. No. 2,781,693, registered Nov. 11, 2003, Disney Enterprises, Inc., 2 pages.

* cited by examiner

Primary Examiner—T. Chase Nelson

Assistant Examiner—Karen Acker

(74) *Attorney, Agent, or Firm*—Kilyk & Bowersox, PLLC; Valerie Calloway

(57) **CLAIM**

The ornamental design for a nonwoven fabric, as shown and described.

DESCRIPTION

FIG. 1 is an isometric view of a nonwoven fabric showing my new design;

FIG. 2 is a top plan view thereof;


FIG. 3 is an isometric view of another embodiment of my new design; and,

FIG. 4 is a top plan view thereof.

The outer broken lines around the design shown in FIGS. 1-4 depict the boundaries of the claimed design and indicate that a specific length and width form no part of the claimed design. The design repeats uniformly throughout the length and width of the nonwoven fabric.

The bottom and side edge surfaces of the nonwoven fabric that are not shown in the drawings or described in the specification form no part of the claimed design.

1 Claim, 4 Drawing Sheets



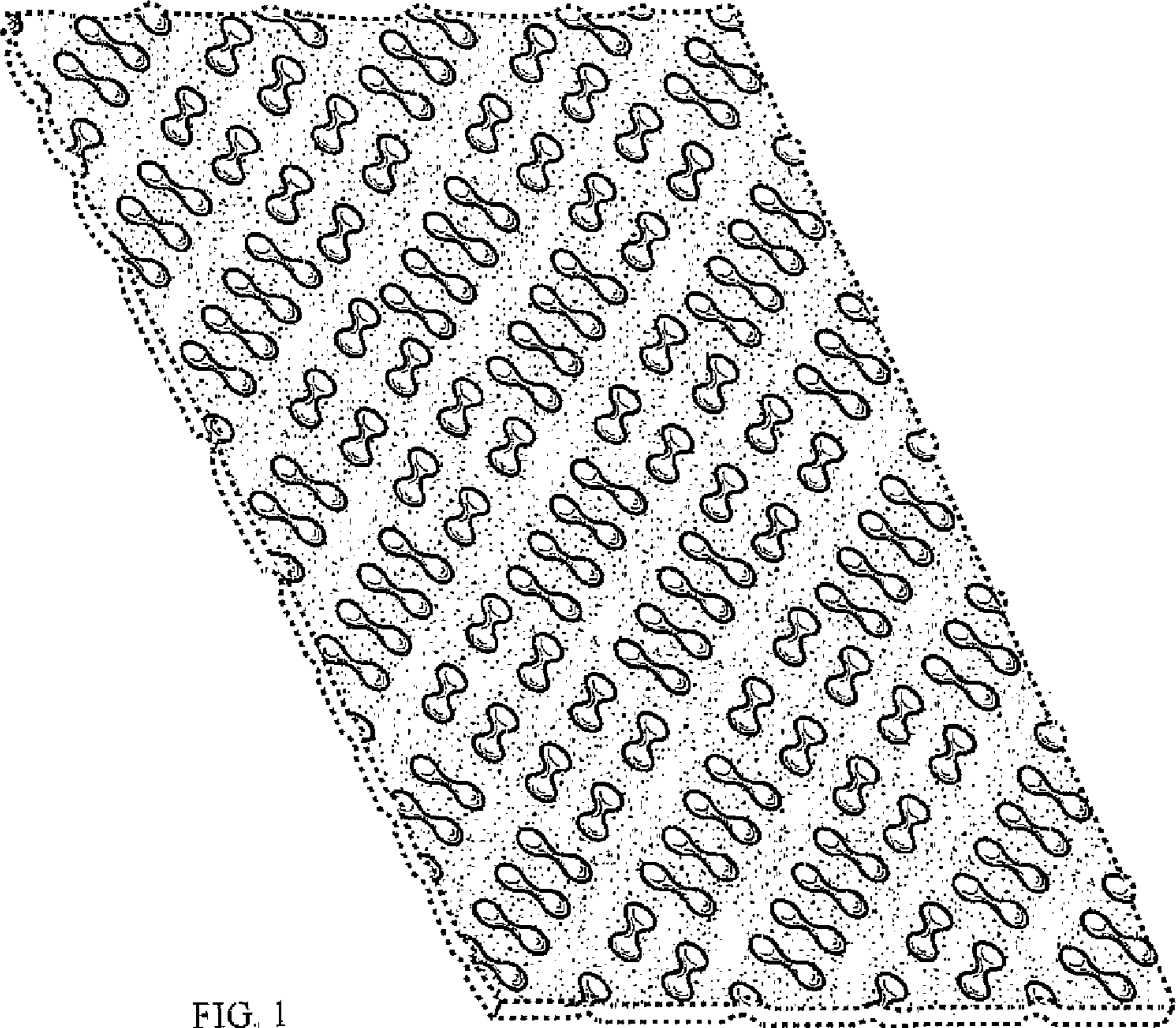


FIG. 1




FIG. 2

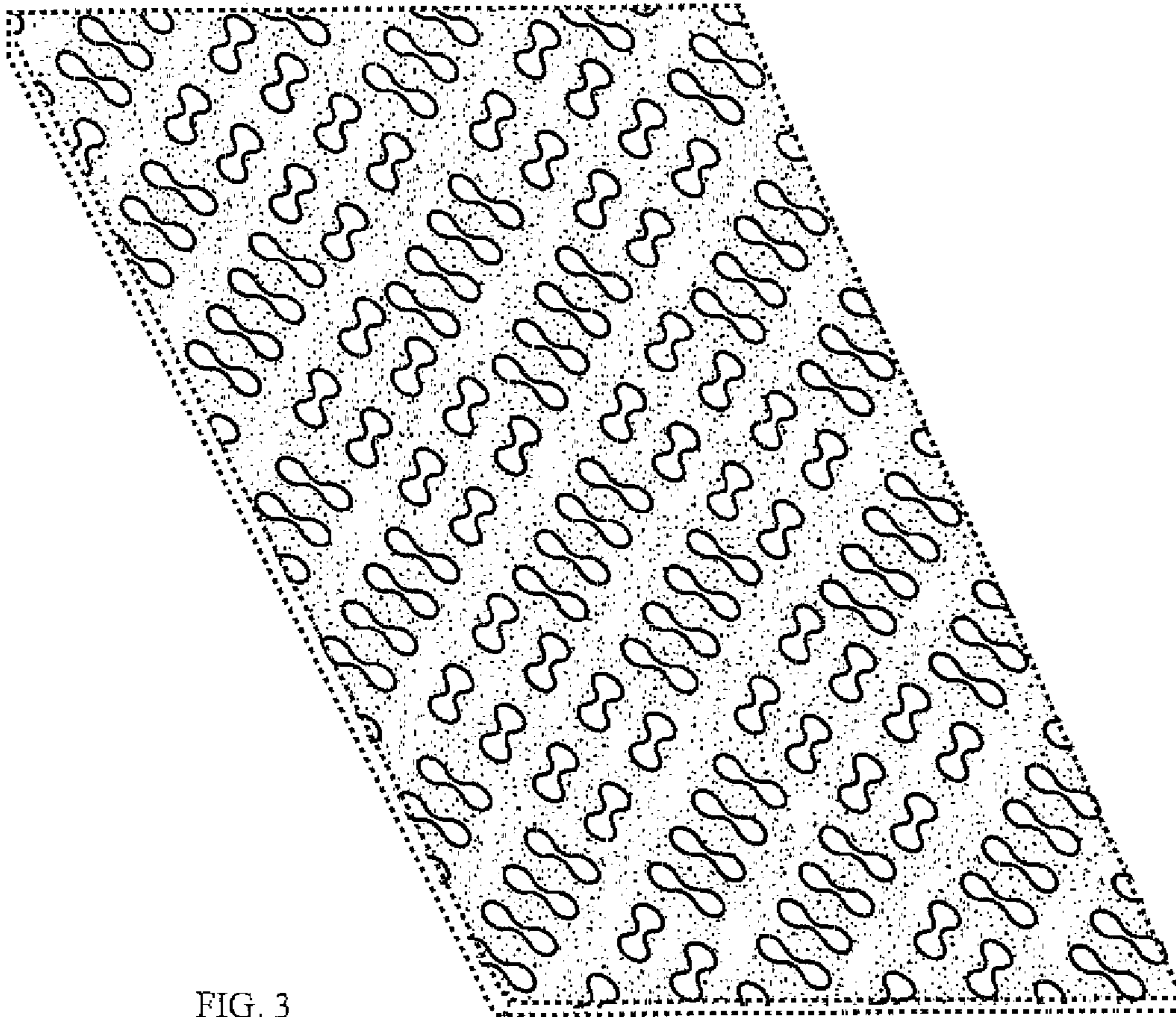


FIG. 3




FIG. 4