



US00D581157S

(12) **United States Design Patent**  
**Sassi**

(10) **Patent No.:** **US D581,157 S**  
(45) **Date of Patent:** **\*\* Nov. 25, 2008**

(54) **BAG**  
(75) Inventor: **Stefano Sassi**, Milan (IT)  
(73) Assignee: **Valentino S.p.A.**, Milan (IT)  
(\*\*) Term: **14 Years**  
(21) Appl. No.: **29/290,760**  
(22) Filed: **Jan. 10, 2008**

(30) **Foreign Application Priority Data**  
Sep. 14, 2007 (EM) ..... 000790159  
(51) **LOC (8) Cl.** ..... **03-01**  
(52) **U.S. Cl.** ..... **D3/232**  
(58) **Field of Classification Search** ..... D3/230,  
D3/232-234, 238, 240-246, 318, 324; 150/100,  
150/103-104, 107-110, 114, 118-119  
See application file for complete search history.

(56) **References Cited**  
**U.S. PATENT DOCUMENTS**  
D338,997 S \* 9/1993 Greco ..... D2/627  
D359,166 S \* 6/1995 Ford ..... D3/243  
D380,086 S \* 6/1997 Brassard ..... D3/215  
D443,412 S \* 6/2001 Conforti ..... D3/243  
D451,668 S \* 12/2001 Lewis ..... D3/243  
6,394,157 B2 \* 5/2002 Luna ..... 150/113  
D523,631 S \* 6/2006 Guyon ..... D3/246

D527,166 S \* 8/2006 Hoeksema ..... D2/627  
D530,511 S \* 10/2006 Guyon ..... D3/246  
D530,910 S \* 10/2006 Guyon ..... D3/246  
D544,710 S \* 6/2007 Saconay-Duhart ..... D3/246  
D545,058 S \* 6/2007 Kiely et al. .... D3/246  
D559,537 S \* 1/2008 Gonzalez ..... D3/232  
D570,107 S \* 6/2008 Guyon et al. .... D3/243

\* cited by examiner  
*Primary Examiner*—Holly H Baynham  
(74) *Attorney, Agent, or Firm*—Dickstein Shapiro LLP

(57) **CLAIM**  
The ornamental design for a bag, as shown and described.

**DESCRIPTION**  
FIG. 1 is a front perspective view of the bag of the present invention;  
FIG. 2 is a front view of the bag of the present invention;  
FIG. 3 is a back view of the bag of the present invention;  
FIG. 4 is a first side view of the bag of the present invention;  
FIG. 5 is a second side view of the bag of the present invention, from a side opposite to the view of FIG. 4;  
FIG. 6 is a top view of the bag of the present invention; and,  
FIG. 7 is a bottom view of the bag of the present invention.  
The broken lines shown on the drawings represent stitching.

**1 Claim, 7 Drawing Sheets**





FIG. 1



FIG. 2



FIG. 3



FIG. 4

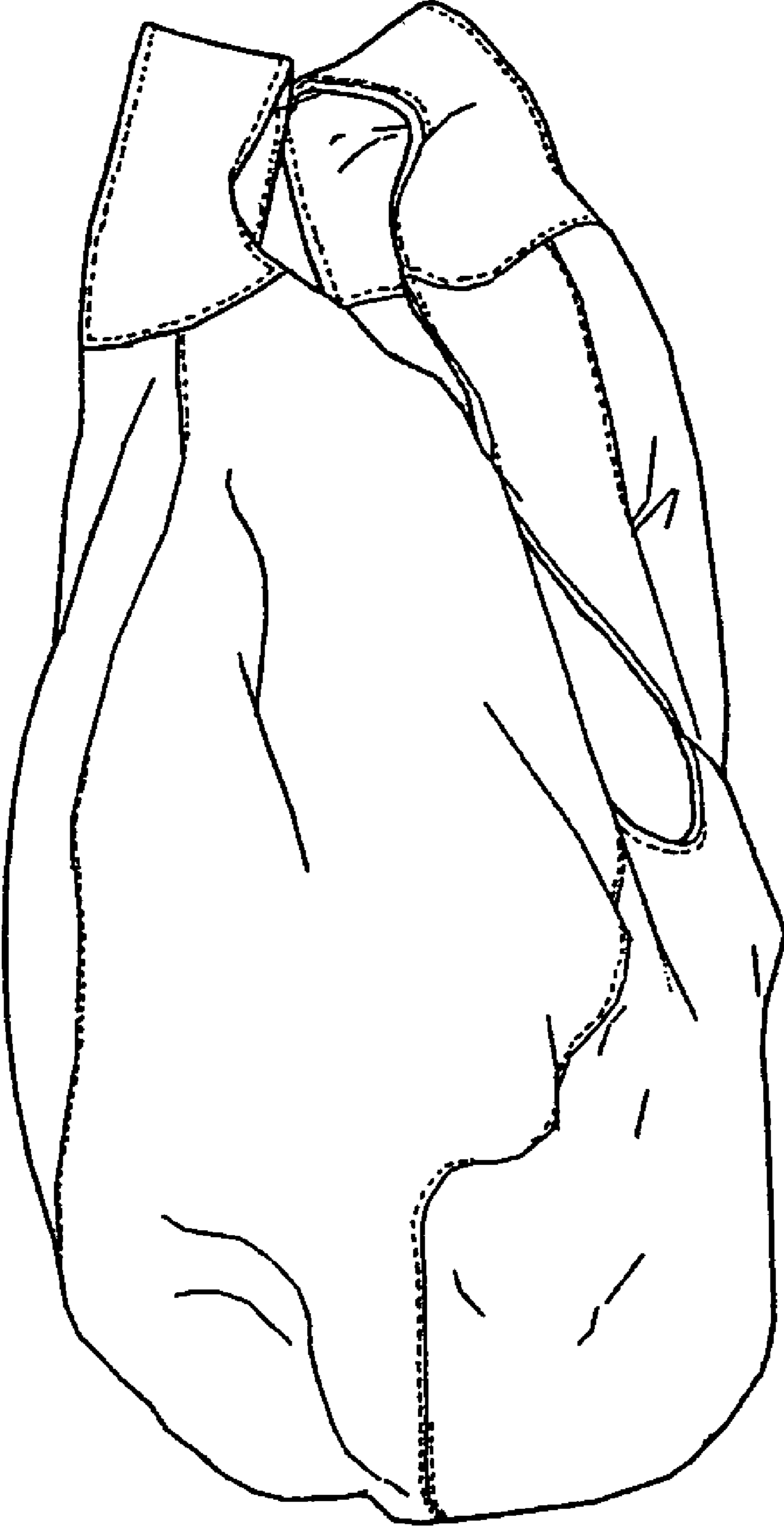


FIG. 5

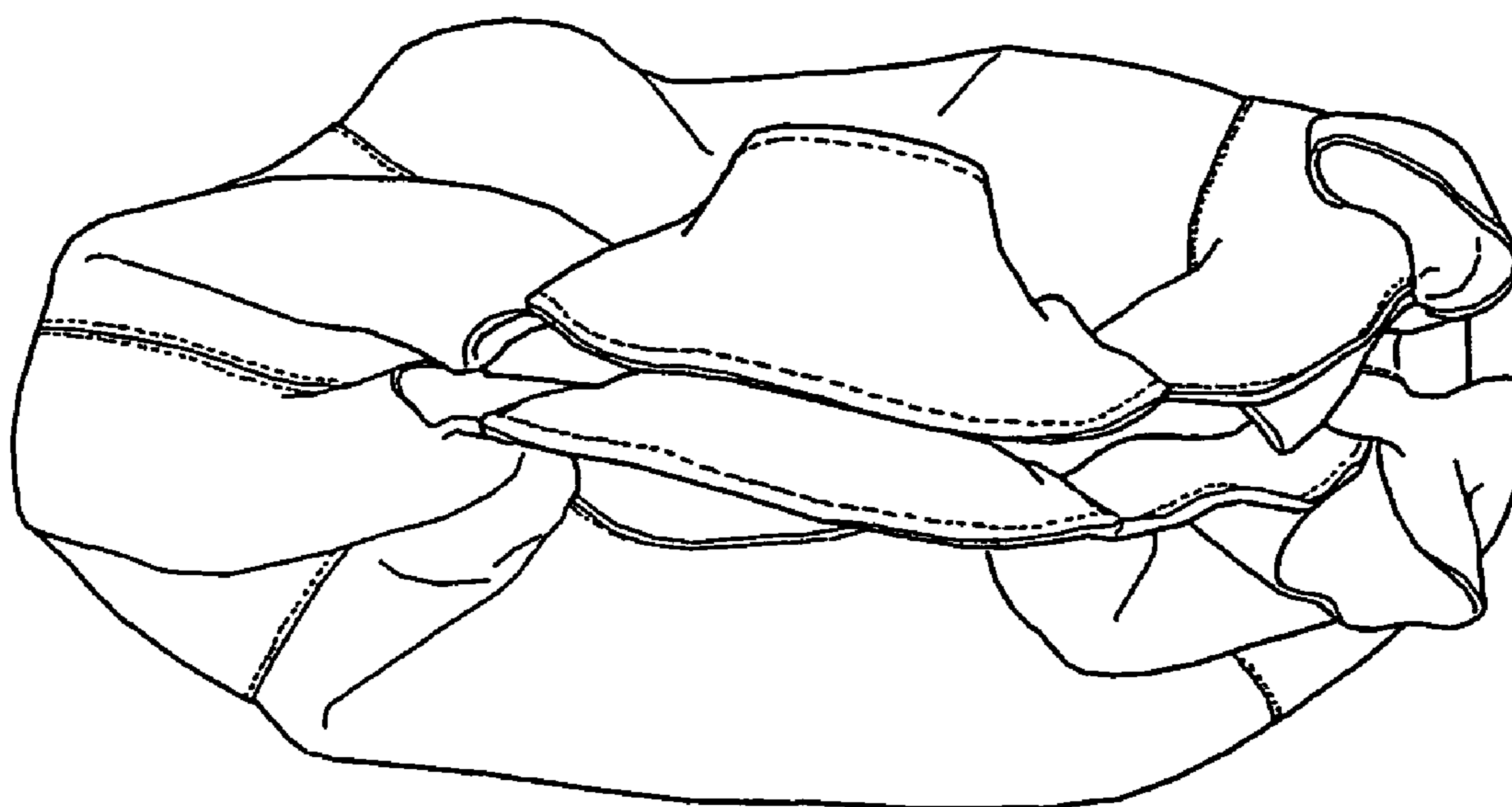


FIG. 6

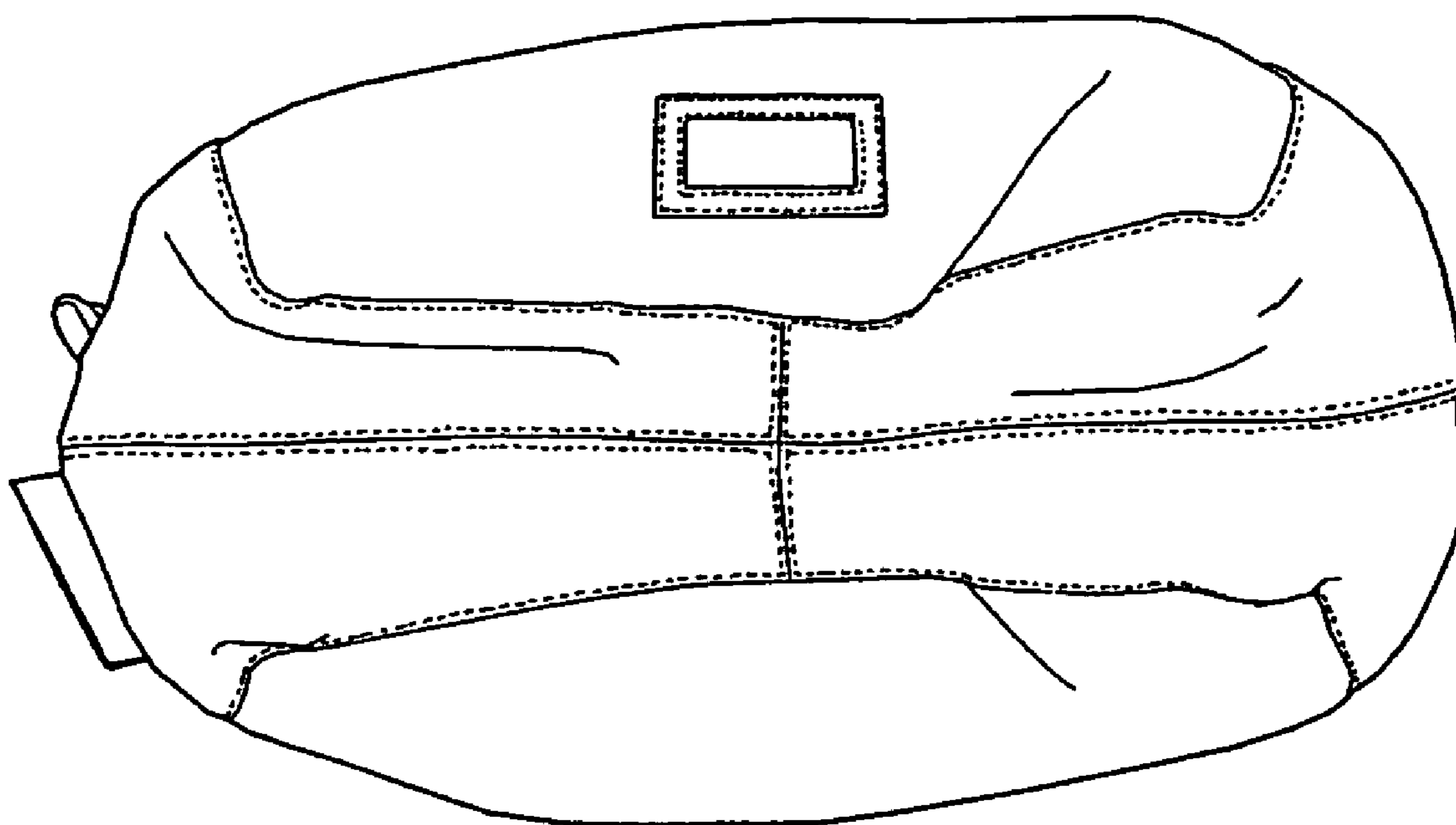


FIG. 7