

US00D581150S

(12) **United States Design Patent**
Chamberlain

(10) **Patent No.:** **US D581,150 S**

(45) **Date of Patent:** **** Nov. 25, 2008**

(54) **RECIPE BOX AND EASEL**

(76) Inventor: **Joan Chamberlain**, 3200 Main St., #3.5,
Dallas, TX (US) 75226

(**) Term: **14 Years**

(21) Appl. No.: **29/297,009**

(22) Filed: **Nov. 1, 2007**

(51) **LOC (8) Cl.** **03-01**

(52) **U.S. Cl.** **D3/201; D19/91**

(58) **Field of Classification Search** D3/201,
D3/276, 290; 206/213, 8, 243.8, 278.9; D19/88-91;
D6/420, 406.3, 553, 310-314, 419; 24/67.3,
24/67.5; 211/50; 248/447, 455, 460, 463,
248/464, 451-452, 450

See application file for complete search history.

(56) **References Cited**

U.S. PATENT DOCUMENTS

2,325,273	A	7/1941	Pung	
2,902,785	A *	9/1959	Nichols D19/91
4,420,270	A	12/1983	Rossello	
4,630,769	A	12/1986	Ball	
D328,985	S	9/1992	Sheldon	
5,284,445	A	2/1994	Dietterich et al.	
5,324,076	A	6/1994	Nieradka	
5,339,950	A	8/1994	Li	
D380,610	S *	7/1997	Corrales D3/276
D381,197	S *	7/1997	Green et al. D3/201
5,653,333	A	8/1997	Webster	
D388,263	S *	12/1997	Amerault D6/419
D398,650	S	9/1998	Shamoon	
6,010,158	A	1/2000	Croteau	
6,164,976	A	12/2000	Wilson	
D437,709	S	2/2001	Edstrom	
6,217,075	B1	4/2001	Tsai	
D443,999	S	6/2001	Cable	
D444,178	S	6/2001	Citron	

D475,748	S	6/2003	Shamoon	
6,637,774	B2	10/2003	Gaska	
6,846,090	B1	1/2005	Smith	
7,090,074	B2	8/2006	Isaacs	
D533,596	S *	12/2006	Braddock et al. D19/88
2005/0274852	A1	12/2005	Saez et al.	

* cited by examiner

Primary Examiner—Catherine R Oliver
(74) *Attorney, Agent, or Firm*—Colin P. Cahoon; James R. Gourley; Carstens & Cahoon, LLP

(57) **CLAIM**

The ornamental design for a recipe box and easel, as shown and described.

DESCRIPTION

FIG. 1 is a perspective view of the recipe box and easel of the present invention, with the easel extended;

FIG. 2 is a perspective view of the recipe box and easel of the present invention, with the easel collapsed;

FIG. 3 is a top plan view of the recipe box and easel of the present invention;

FIG. 4 is a left side elevation view of the recipe box and easel of the present invention, with the right side elevation view being a mirror image of the left side;


FIG. 5 is a bottom plan view of the recipe box and easel of the present invention;

FIG. 6 is a perspective view of the recipe box and easel of the present invention, with the lid open; and,

FIG. 7 is another perspective view of the recipe box and easel of the present invention, with the easel extended.

The broken lines are for illustrative purposes only and form no part of the claimed design.

1 Claim, 6 Drawing Sheets



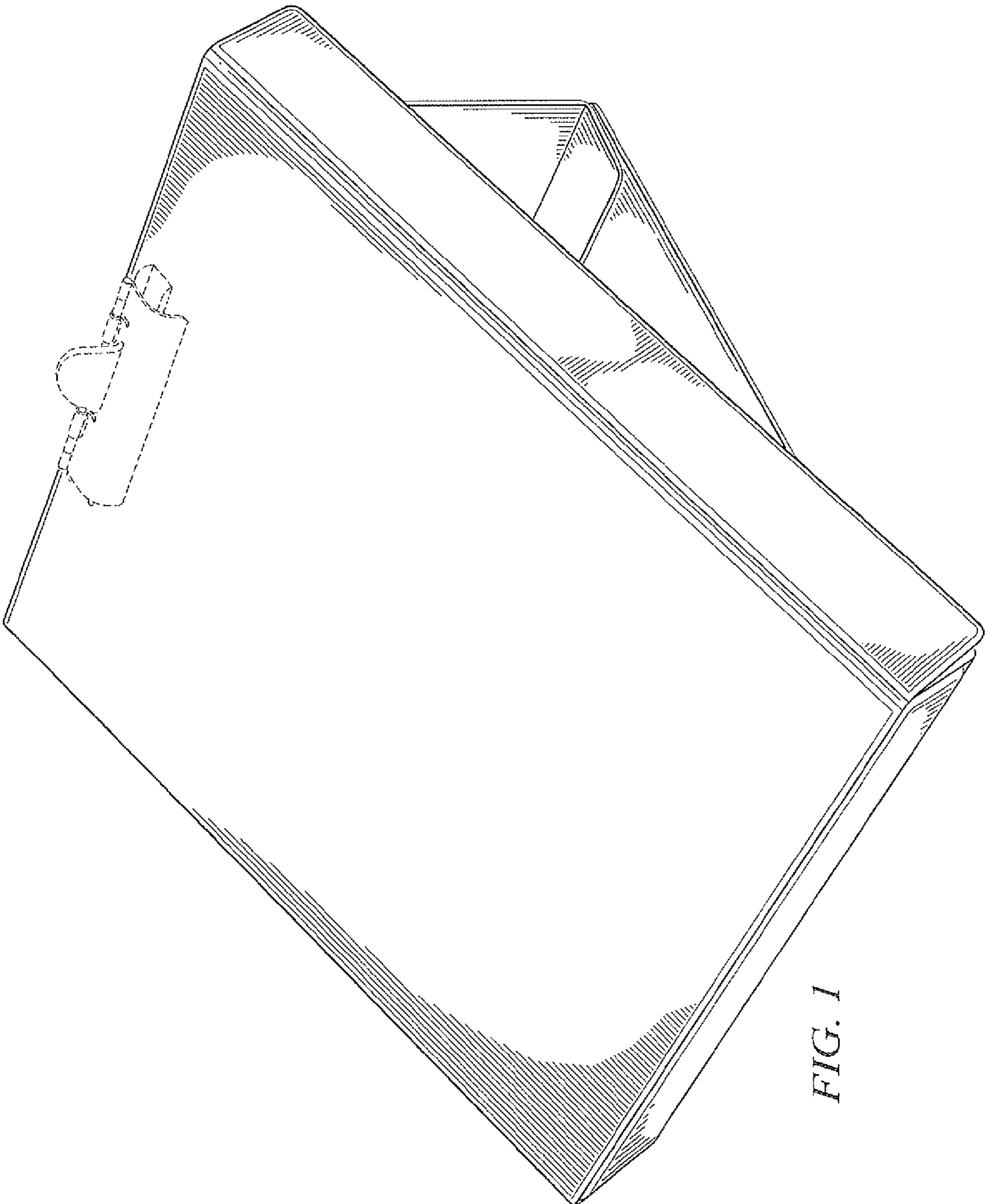


FIG. 1

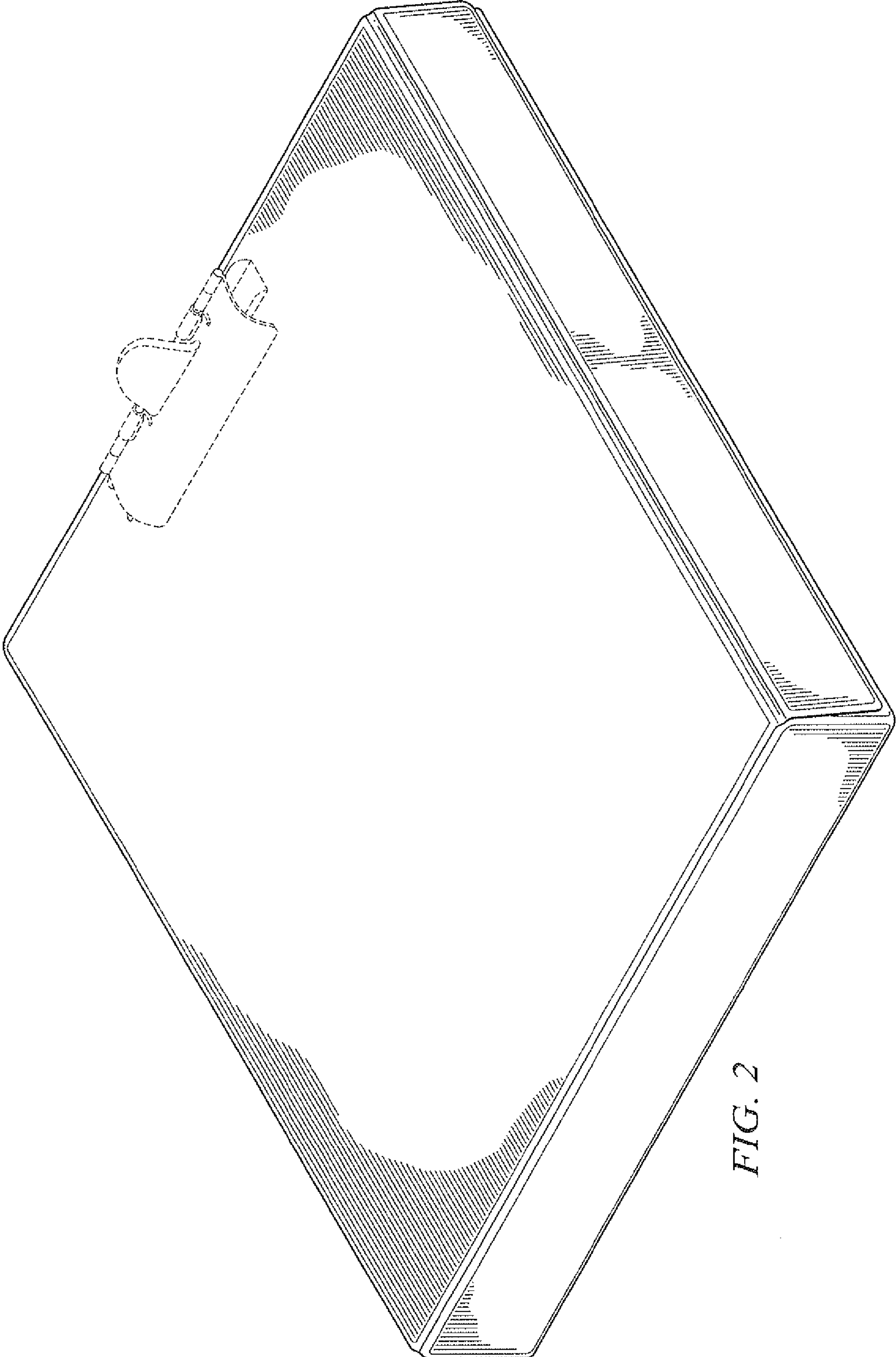


FIG. 2

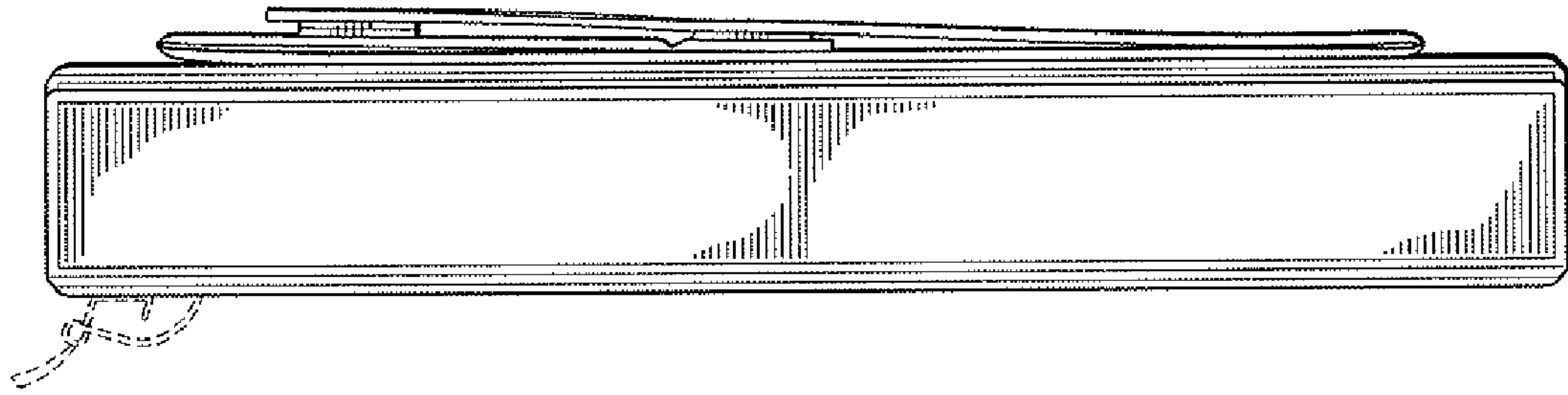


FIG. 4

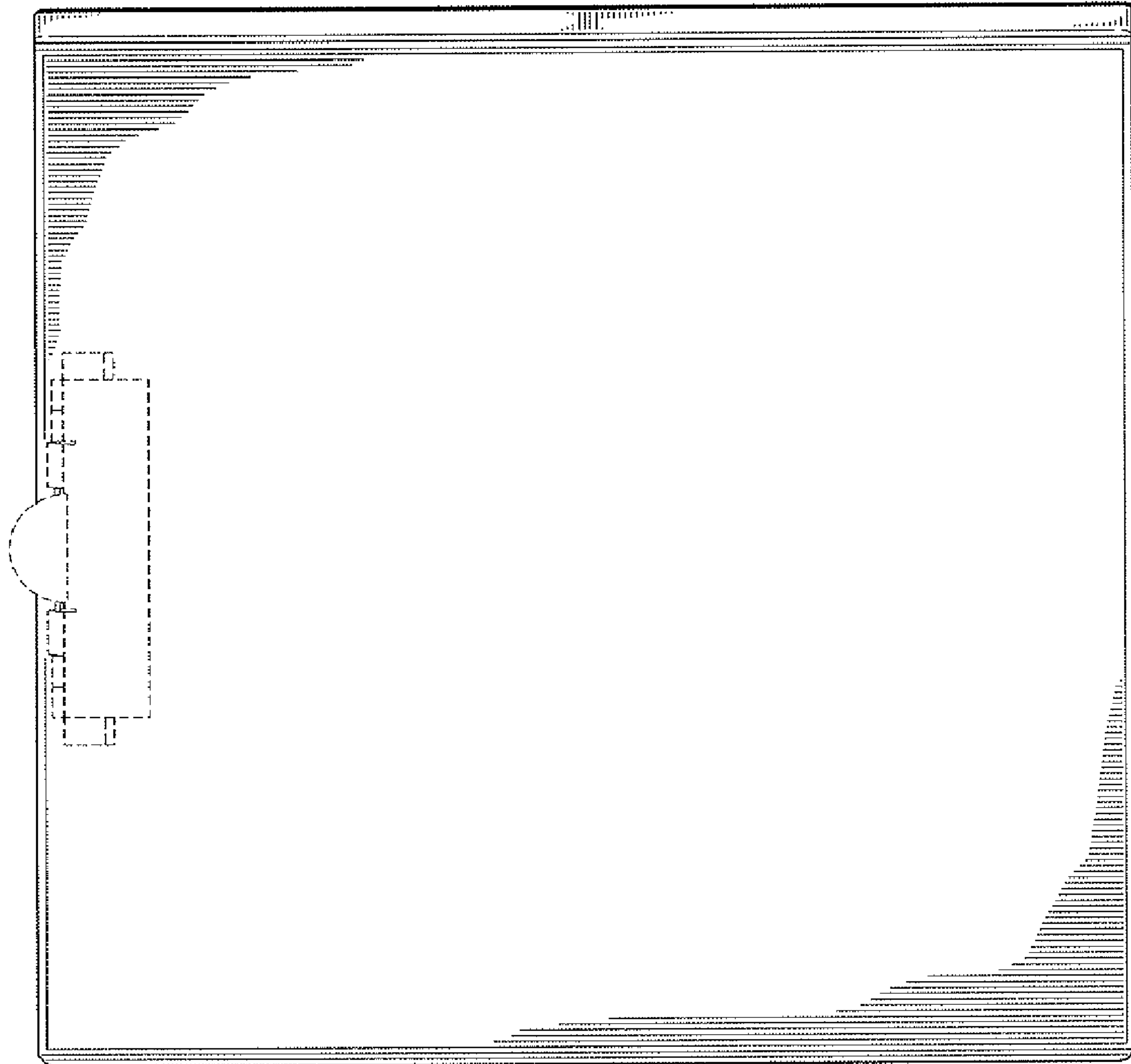


FIG. 3




FIG. 5

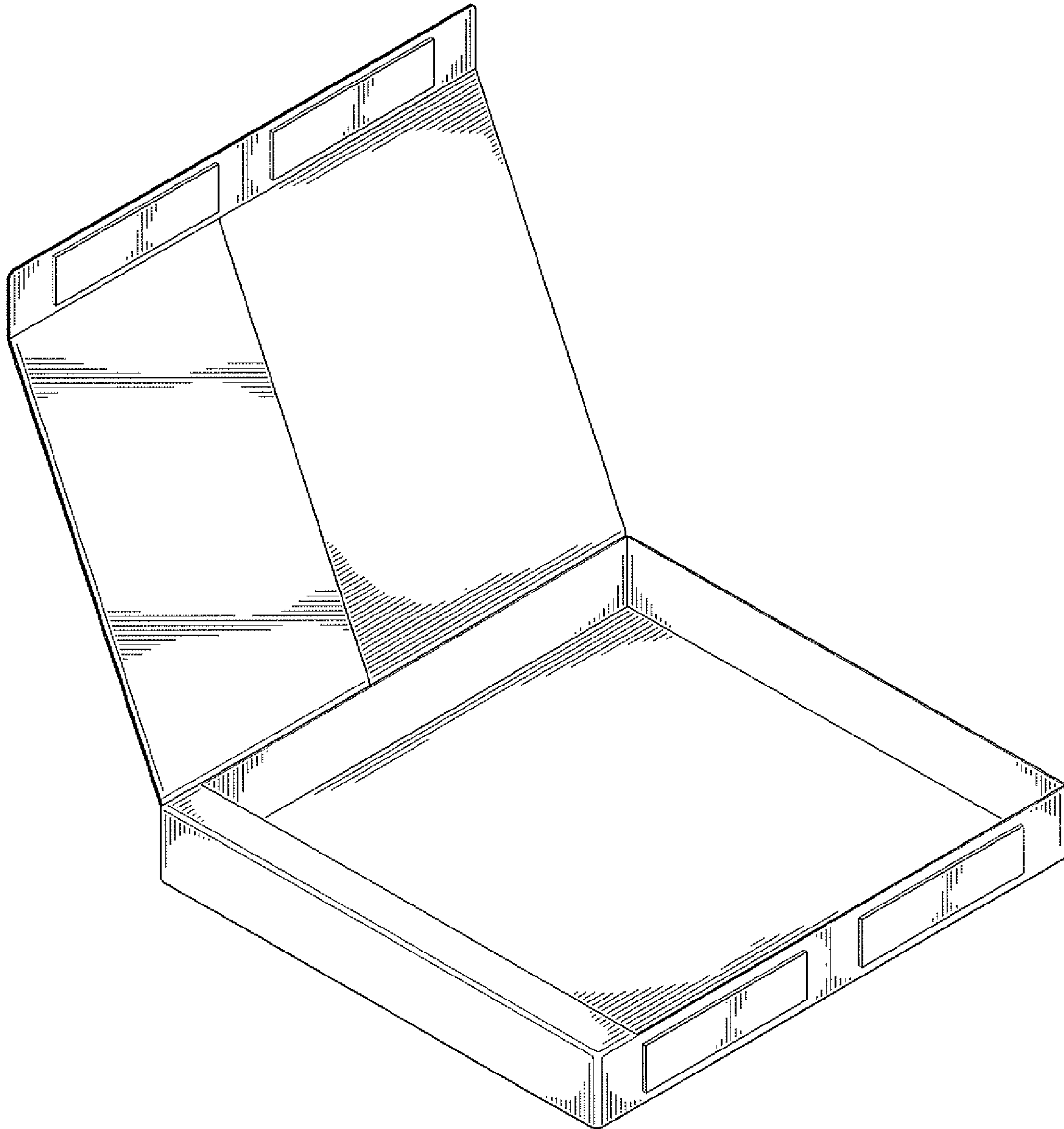


FIG. 6

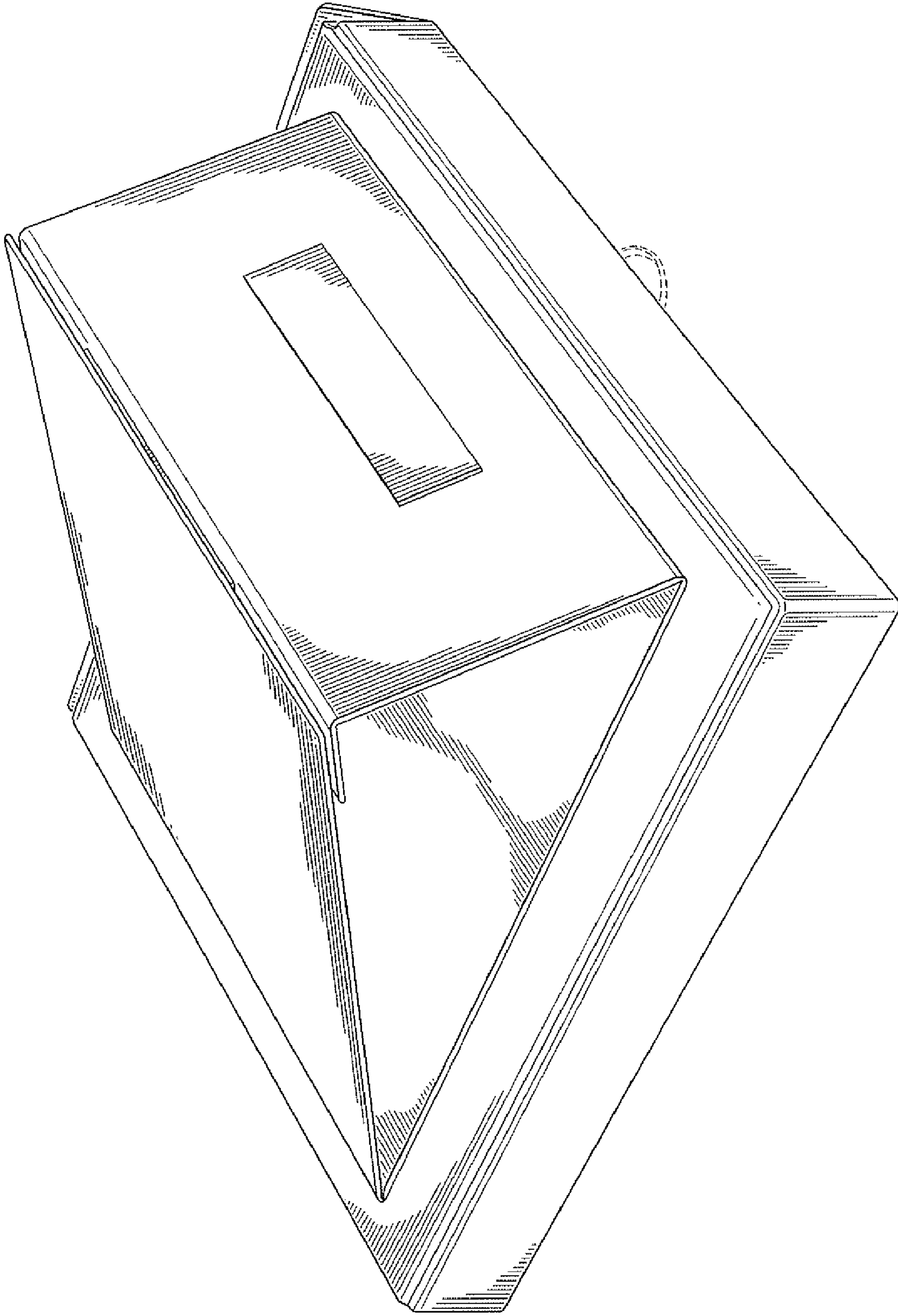


FIG. 7