



US00D581142S

(12) **United States Design Patent**
Tvoua et al.

(10) **Patent No.:** **US D581,142 S**
(45) **Date of Patent:** **** Nov. 25, 2008**

- (54) **SANDAL**
- (75) Inventors: **Ofer Tvoua**, Rishon Lezion (IL); **Amir Tvoua**, Rishon Lezion (IL); **Offer Canfi**, Iehavim (IL)
- (73) Assignee: **Peerfect Fit, LLC**, New York, NY (US)
- (**) Term: **14 Years**
- (21) Appl. No.: **29/293,482**
- (22) Filed: **Nov. 28, 2007**

Related U.S. Application Data

- (62) Division of application No. 29/271,550, filed on Jan. 22, 2007, now Pat. No. Des. 560,882.

Foreign Application Priority Data

Oct. 27, 2004 (IL) 164,853

- (51) **LOC (8) Cl.** **02-04**
- (52) **U.S. Cl.** **D2/917**
- (58) **Field of Classification Search** D2/900,
D2/903, 916-918, 943, 959, 969, 972; 36/45,
36/11.5, 8.1, 77 M, 77 R
See application file for complete search history.

References Cited

U.S. PATENT DOCUMENTS

524,946 A	8/1894	Kregel	
641,642 A	1/1900	Gunn	
1,633,413 A	6/1927	La Marca	
2,009,684 A	7/1935	Affronte	
2,497,175 A	2/1950	Mantos	
2,523,449 A	9/1950	Rosenzweig	
2,947,095 A *	8/1960	Miyachi	36/11.5
2,952,925 A	9/1960	Held	
D189,522 S *	1/1961	Miyachi	D2/917
3,389,481 A	6/1968	England	
3,436,842 A	4/1969	Sachs	
3,698,107 A *	10/1972	Fukuoka	36/11.5
3,997,985 A	12/1976	Shiina	
4,120,103 A	10/1978	Colby	

4,727,662 A	3/1988	Ilon	
D332,515 S *	1/1993	Middleton	D2/917
5,265,349 A	11/1993	Munschy	
5,570,523 A	11/1996	Lin	
5,659,980 A	8/1997	Lin	
5,682,687 A	11/1997	Arai	
5,966,840 A	10/1999	Bell et al.	
D419,283 S *	1/2000	Coito	D2/917
6,138,385 A	10/2000	Jungkind et al.	
6,237,255 B1	5/2001	Renaudin et al.	
6,374,515 B1	4/2002	Davis	
6,438,872 B1	8/2002	Chil et al.	
6,574,888 B2	6/2003	Miller et al.	
6,701,643 B2	3/2004	Geer et al.	
6,742,286 B2	6/2004	Giovale	
D528,746 S *	9/2006	Belley et al.	D2/916
2002/0178617 A1	12/2002	Chil et al.	
2003/0106244 A1	6/2003	Miller et al.	
2003/0192204 A1	10/2003	Miller et al.	

FOREIGN PATENT DOCUMENTS

GB 2 242 344 10/1991

* cited by examiner

Primary Examiner—Stella M. Reid
Assistant Examiner—Rashida C McCoy
(74) *Attorney, Agent, or Firm*—Hedman & Costigan, P.C.

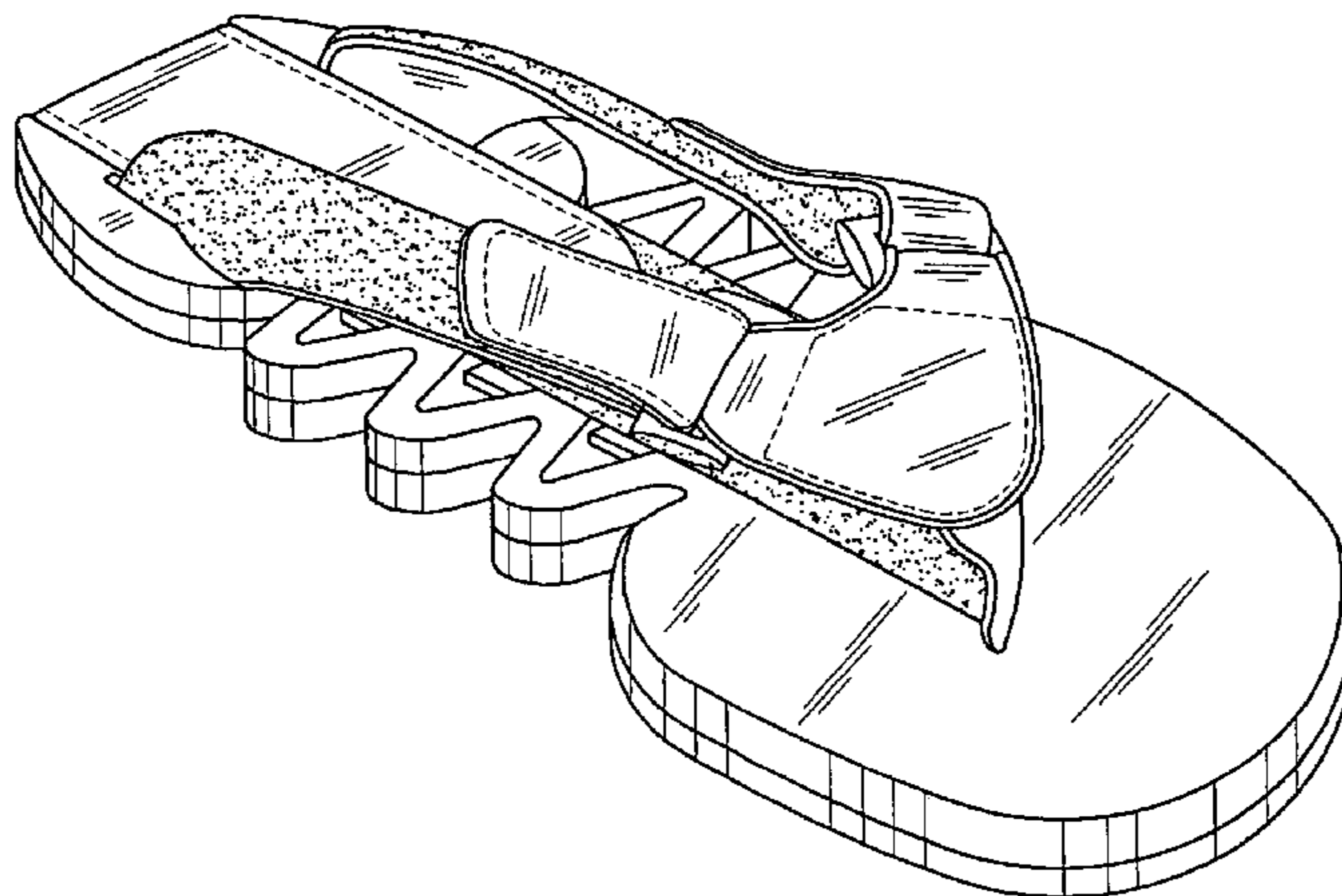
(57) **CLAIM**

The ornamental design for a sandal, as shown and described.

DESCRIPTION

FIG. 1 is a perspective view of a sandal, showing our new design;
FIG. 2 is a front elevation view thereof;
FIG. 3 is a rear elevation view thereof;
FIG. 4 is right side elevation view thereof;
FIG. 5 is a left side elevation thereof;
FIG. 6 is a top plan view thereof; and,
FIG. 7 is a bottom plan view thereof.

1 Claim, 7 Drawing Sheets



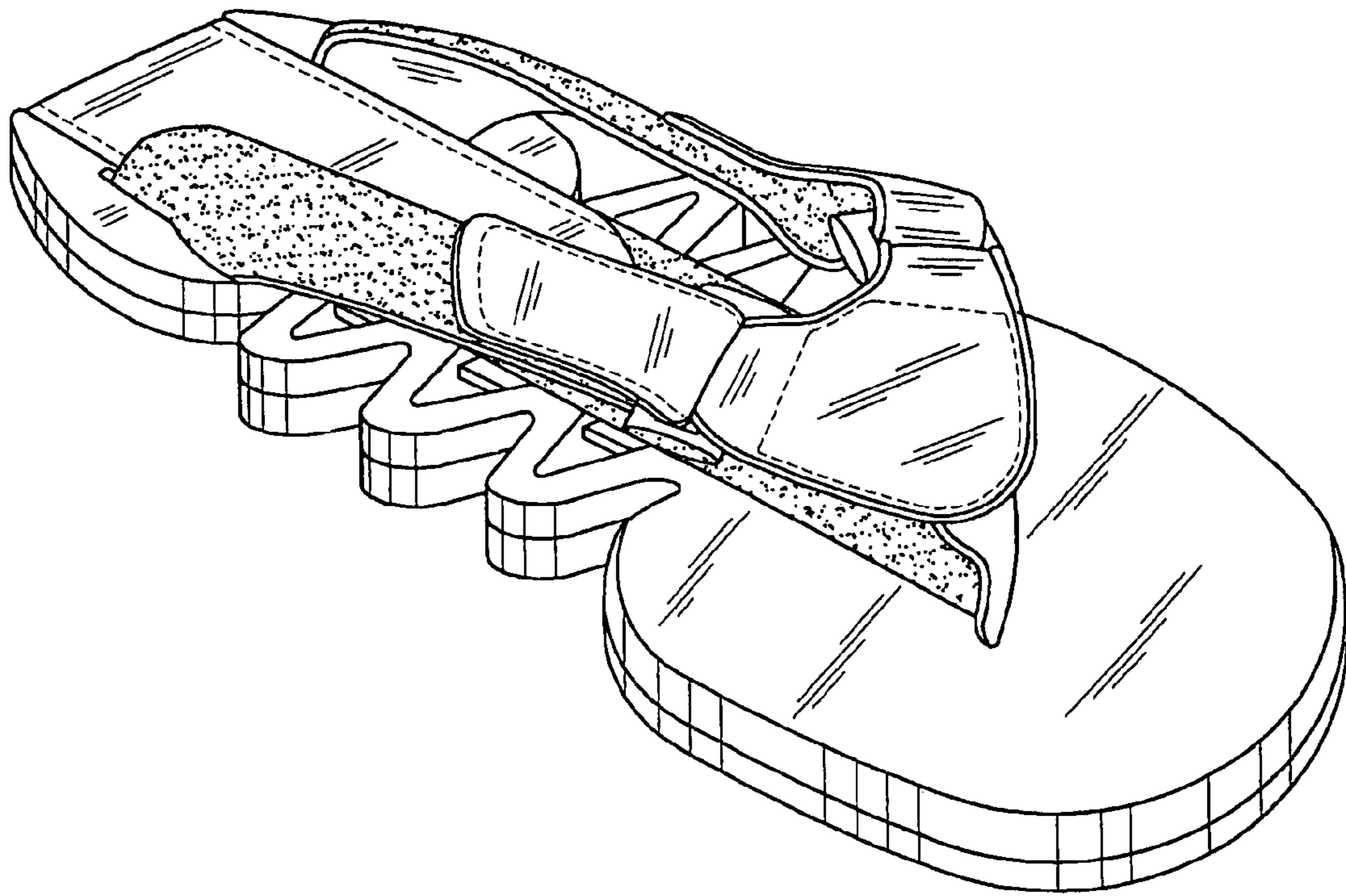


FIG. 1

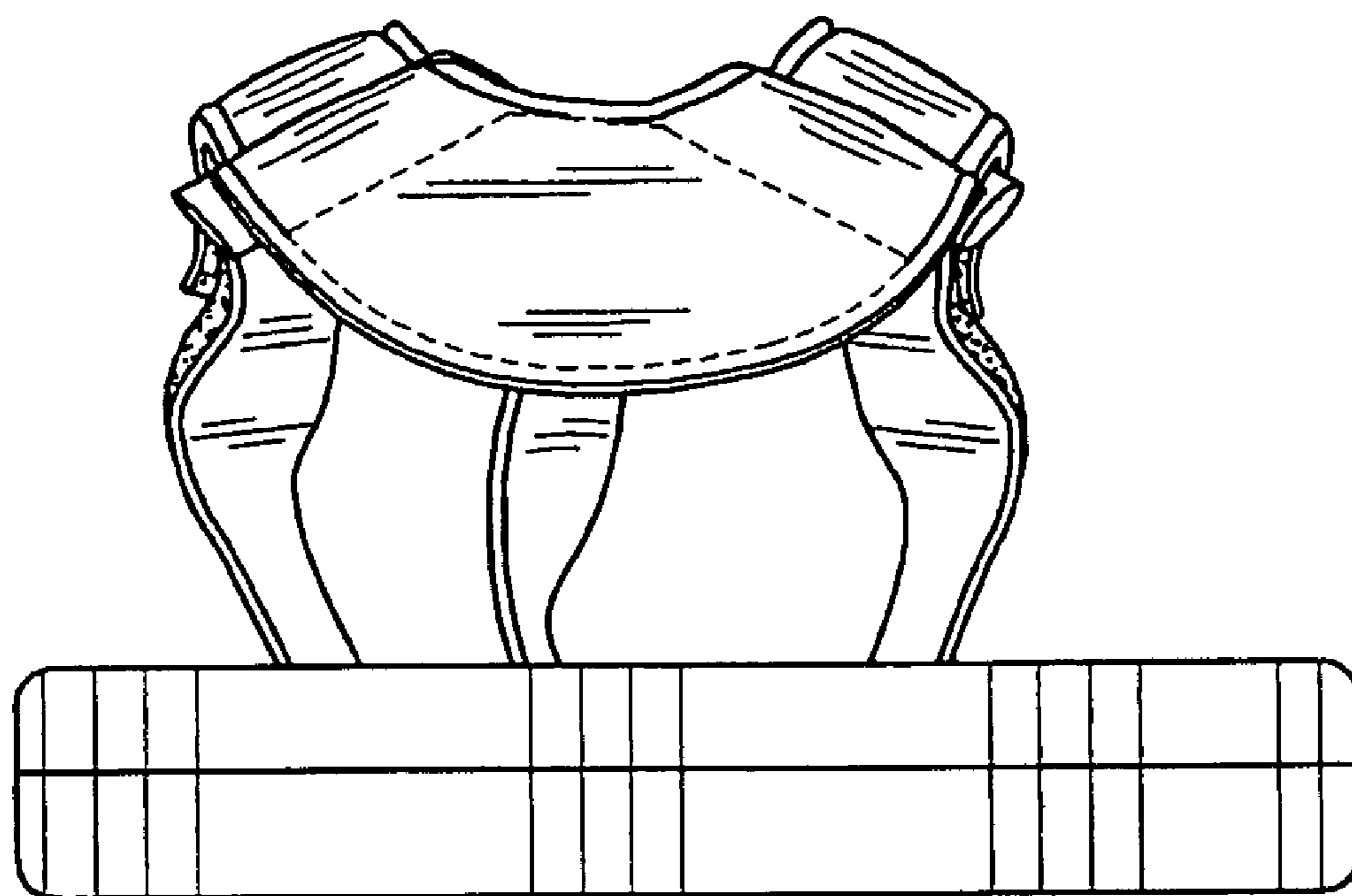


FIG. 2

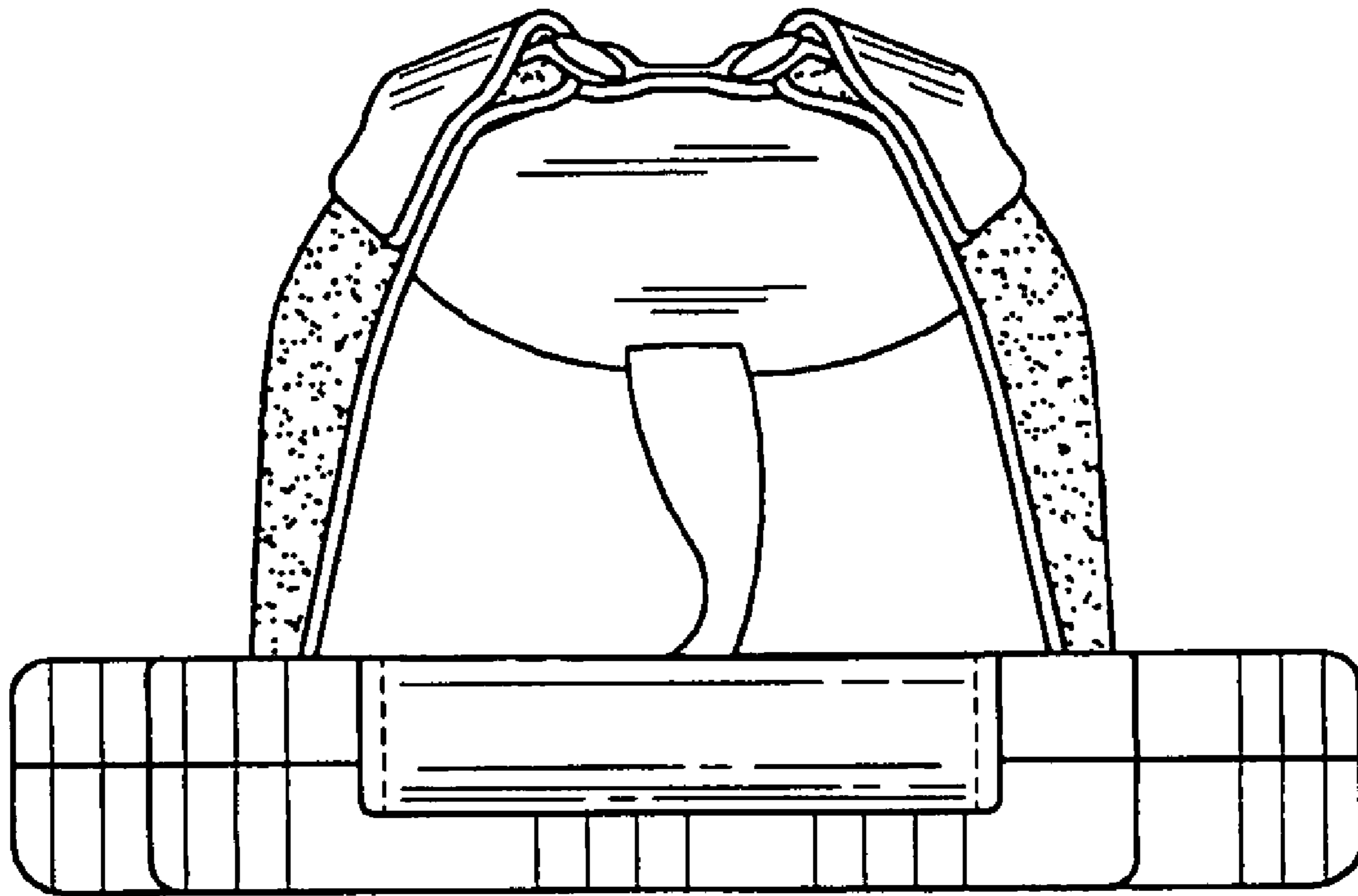


FIG. 3

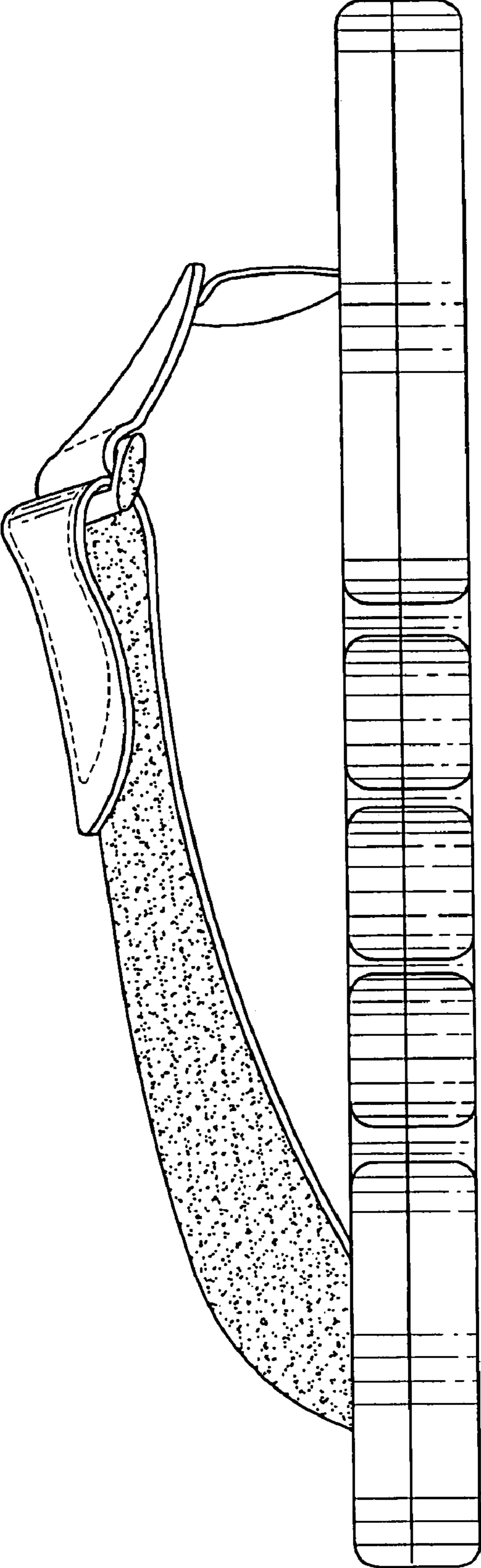


FIG. 4

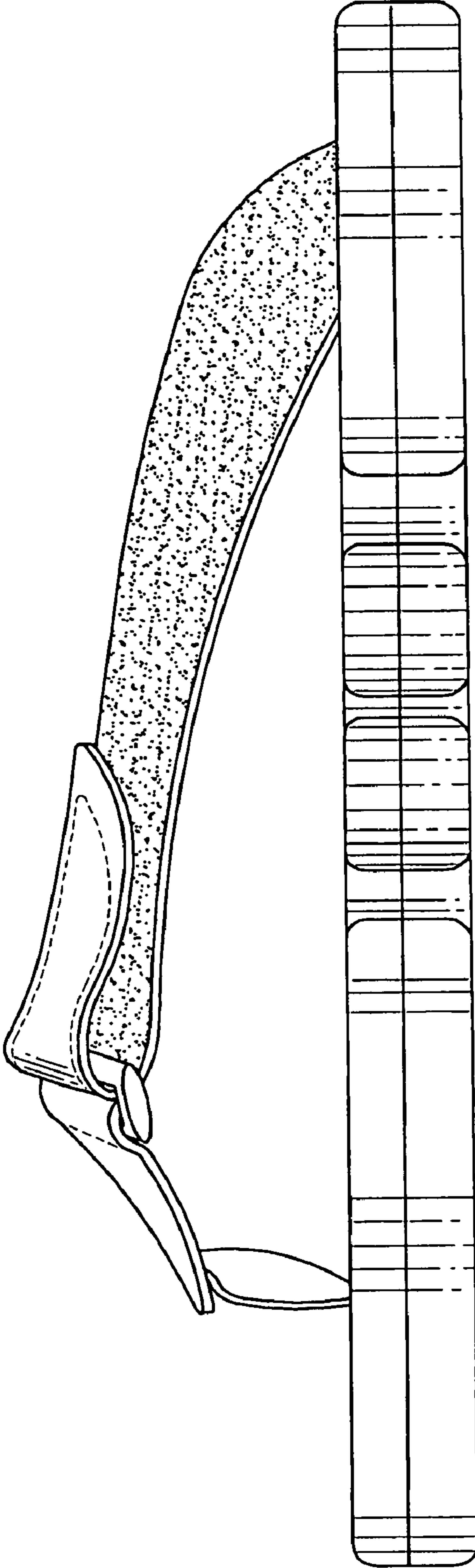


FIG. 5

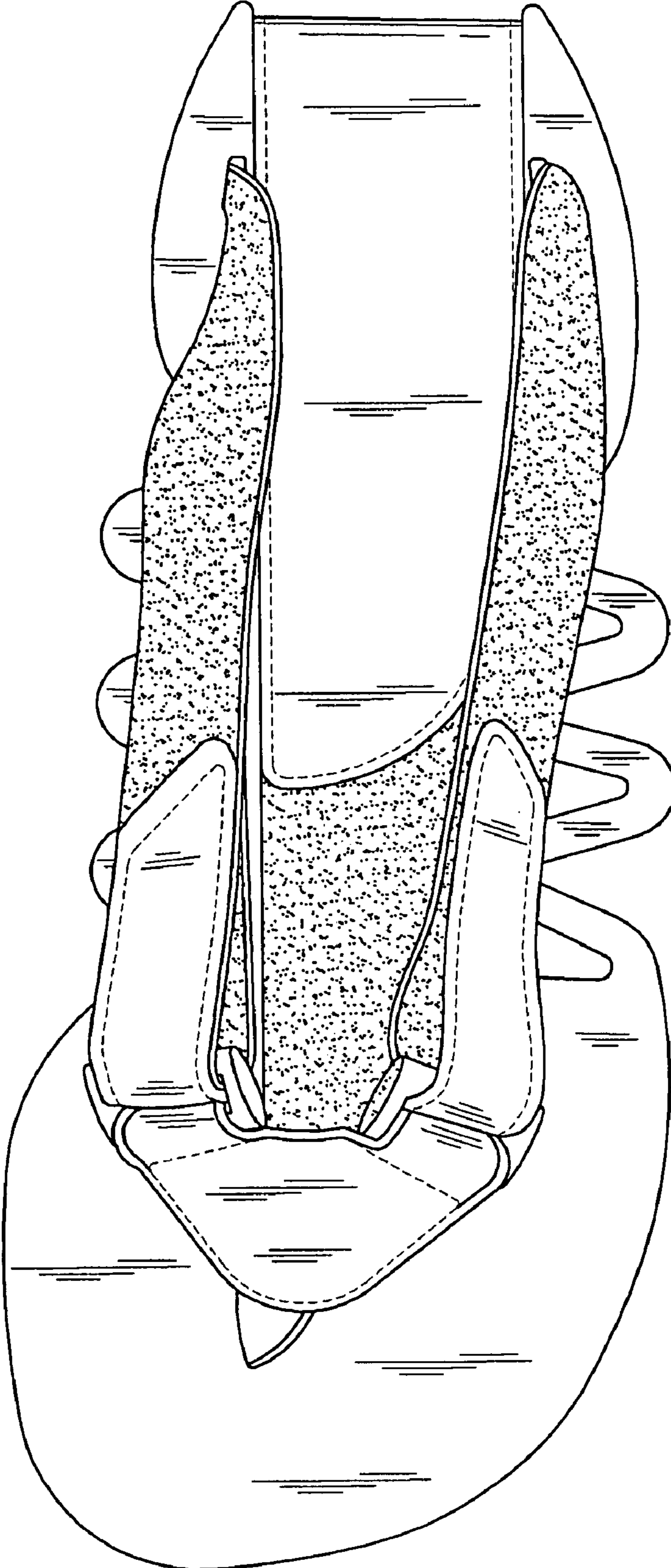


FIG. 6

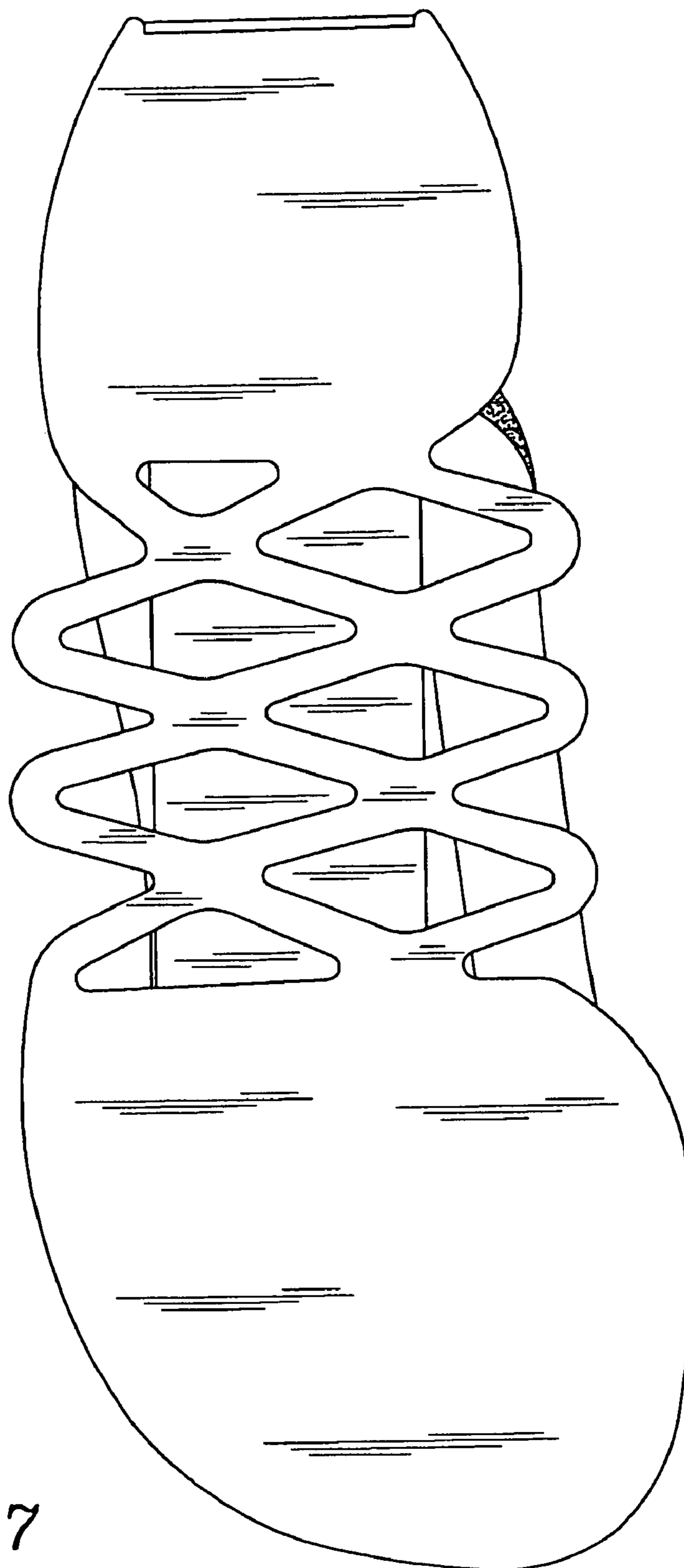


FIG. 7