



US00D581137S

(12) **United States Design Patent**  
**Mathis**

(10) **Patent No.:** **US D581,137 S**  
(45) **Date of Patent:** **\*\* Nov. 25, 2008**

(54) **APRON**

D522,719 S \* 6/2006 Sanders ..... D2/864

(76) Inventor: **Sheila Mathis**, 93 W. Broadway, Apt. B,  
Salem, NJ (US) 08079

FOREIGN PATENT DOCUMENTS

JP 08311708 A \* 11/1996

(\*\*) Term: **14 Years**

\* cited by examiner

(21) Appl. No.: **29/291,683**

*Primary Examiner*—Ian Simmons  
*Assistant Examiner*—Rashida Johnson

(22) Filed: **Sep. 11, 2007**

(57) **CLAIM**

(51) **LOC (8) Cl.** ..... **02-02**

The ornamental design for a apron, as shown and described.

(52) **U.S. Cl.** ..... **D2/864; D2/857**

(58) **Field of Classification Search** ..... D2/739,  
D2/823, 824, 860–864, 857; 2/455, 46–52,  
2/88, 247, 253; D6/608

**DESCRIPTION**

See application file for complete search history.

FIG. 1 is a perspective view of an apron, shown positioned  
around a user's waist, showing my new design;

(56) **References Cited**

U.S. PATENT DOCUMENTS

FIG. 2 is a perspective view thereof;

FIG. 3 is a front elevational view thereof;

FIG. 4 is a rear elevational thereof;

FIG. 5 is a top plan view thereof;

FIG. 6 is a bottom plan view thereof; and,

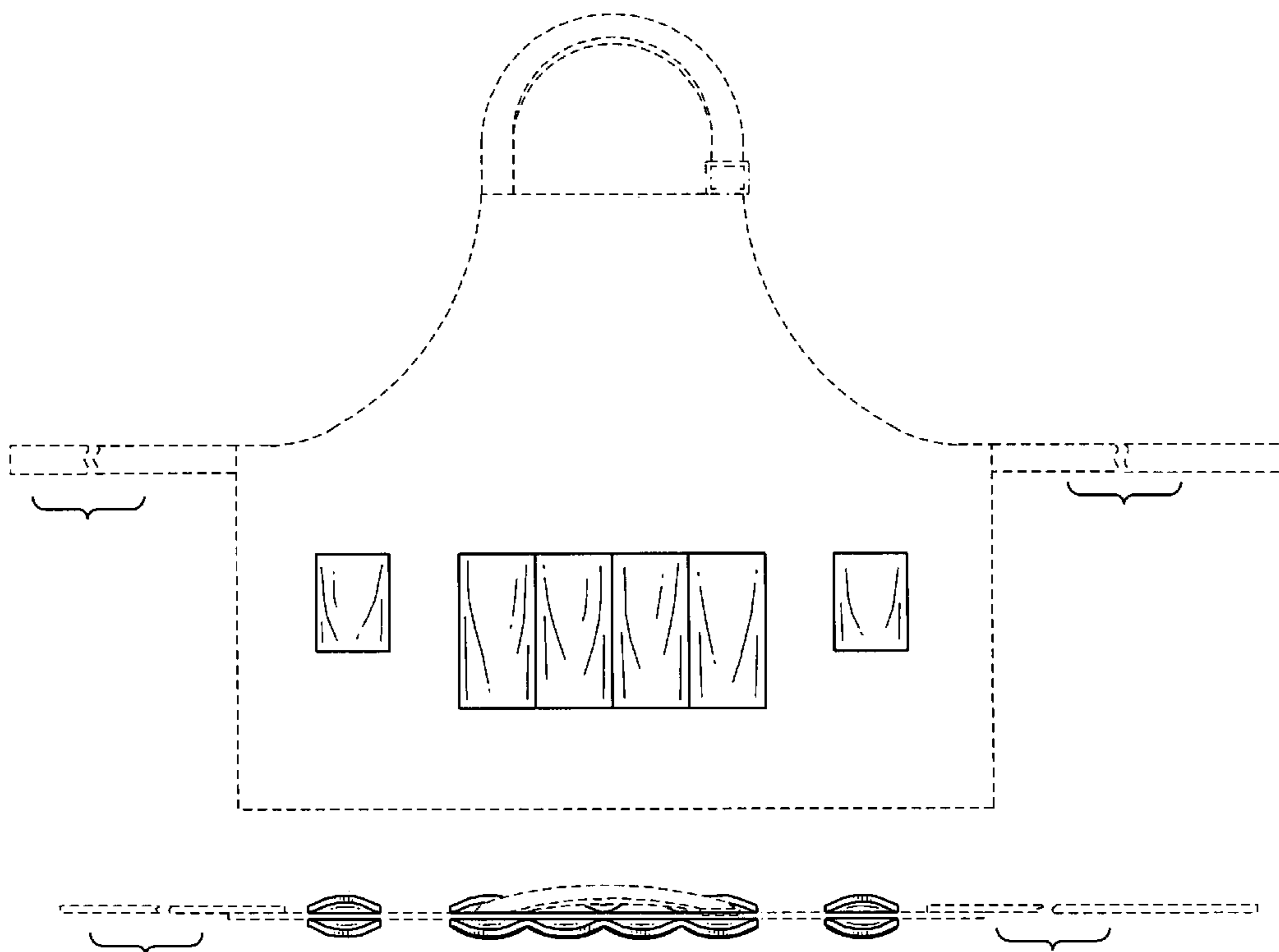
FIG. 7 is a side elevational view thereof.

- 1,863,527 A 6/1932 Stern
- 2,570,848 A 10/1951 Ozenberger
- 3,115,638 A \* 12/1963 Kikas ..... 2/48
- 3,210,773 A 10/1965 Lewis
- 3,876,126 A \* 4/1975 Kearney ..... 224/401
- 4,079,871 A \* 3/1978 Sica ..... 224/677
- D278,090 S \* 3/1985 Cochran ..... D21/683
- D364,726 S \* 12/1995 Kosc ..... D2/864
- 5,517,696 A \* 5/1996 Krugler ..... 2/250
- D432,758 S \* 10/2000 Harris ..... D2/796
- D461,945 S \* 8/2002 Byrd ..... D2/864
- 7,007,832 B1 \* 3/2006 Payne ..... 224/660

The indicia or broken lines shown on the figures are for  
illustrative purposes only and are hereby disclaimed as form-  
ing no part of Applicant's claimed invention.

The broken lines shown in FIGS. 1–7 are included for the  
purpose of illustrating environmental structure and form no  
part of the claimed design.

**1 Claim, 5 Drawing Sheets**



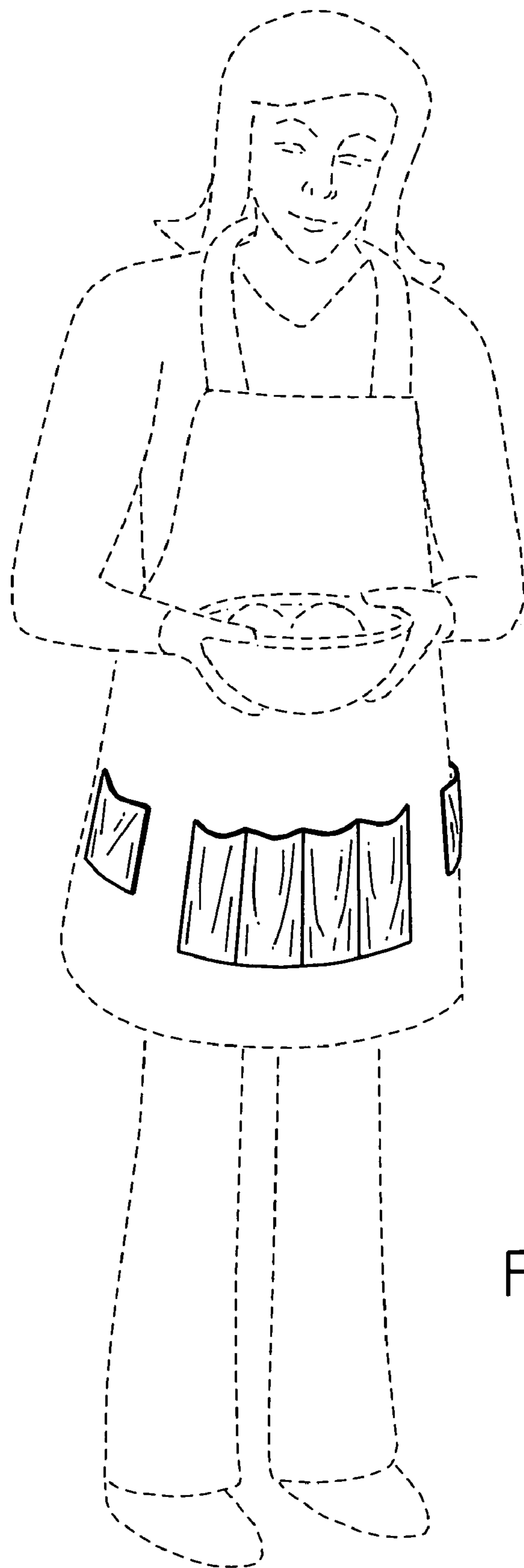


FIG. 1

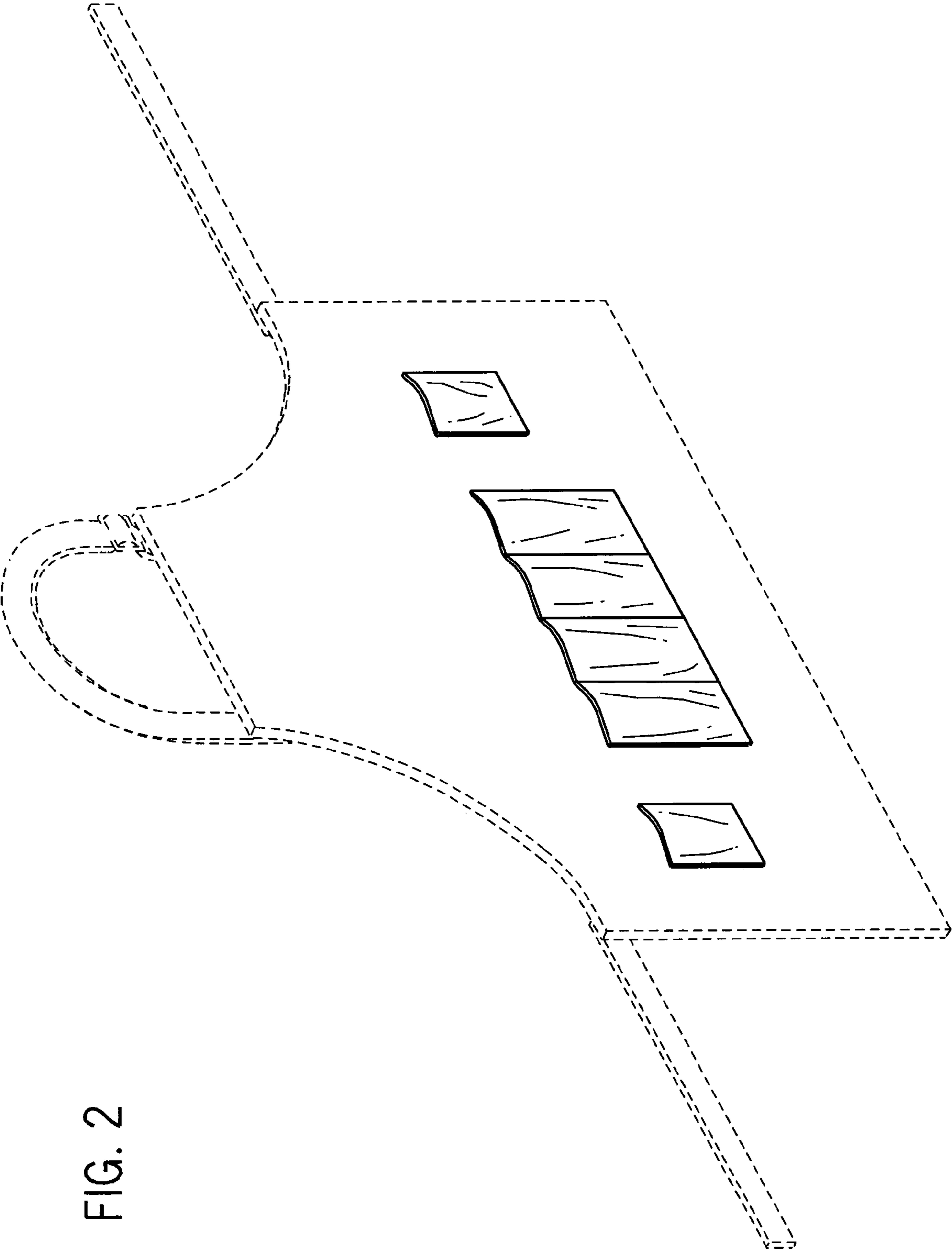


FIG. 2

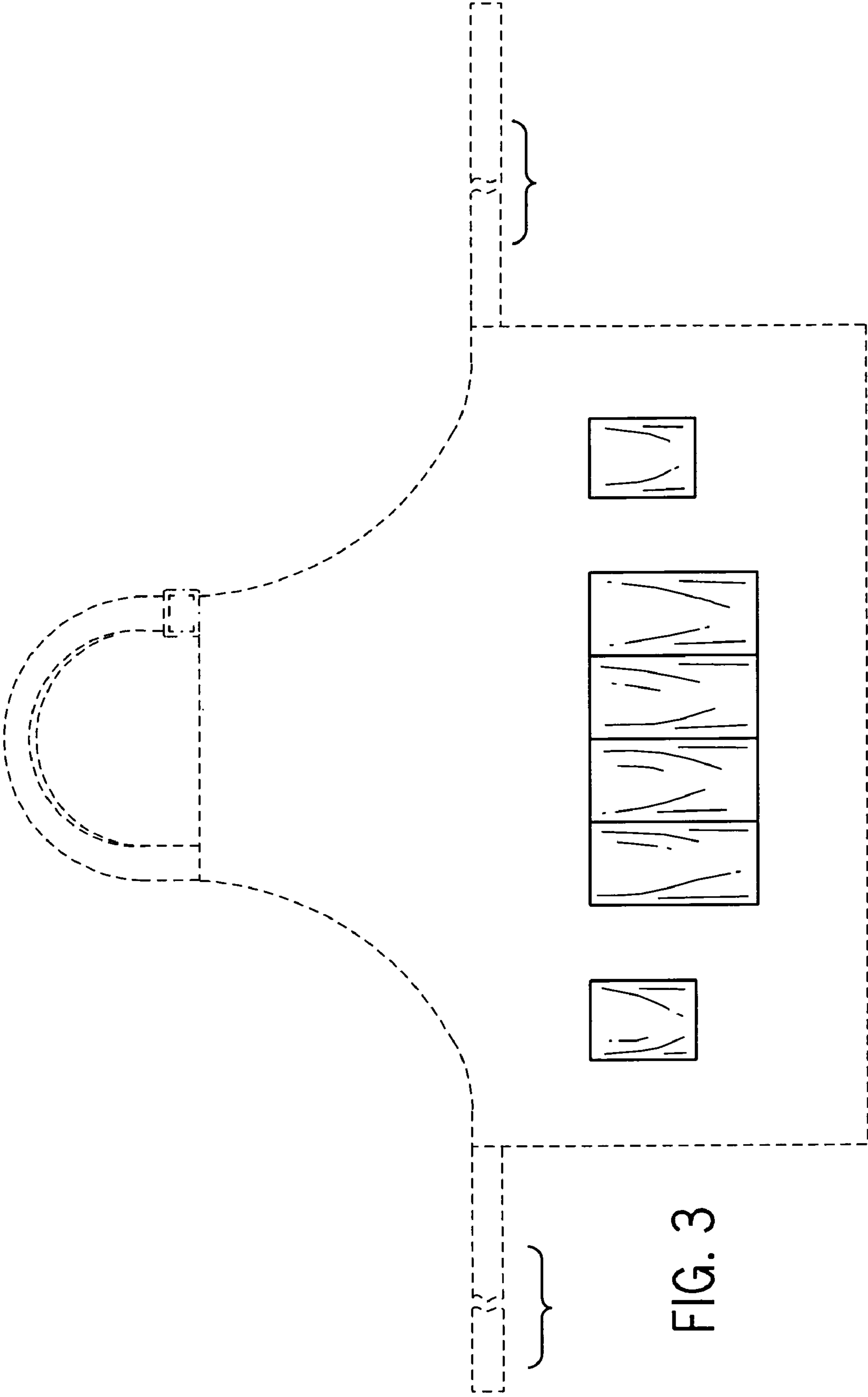


FIG. 3

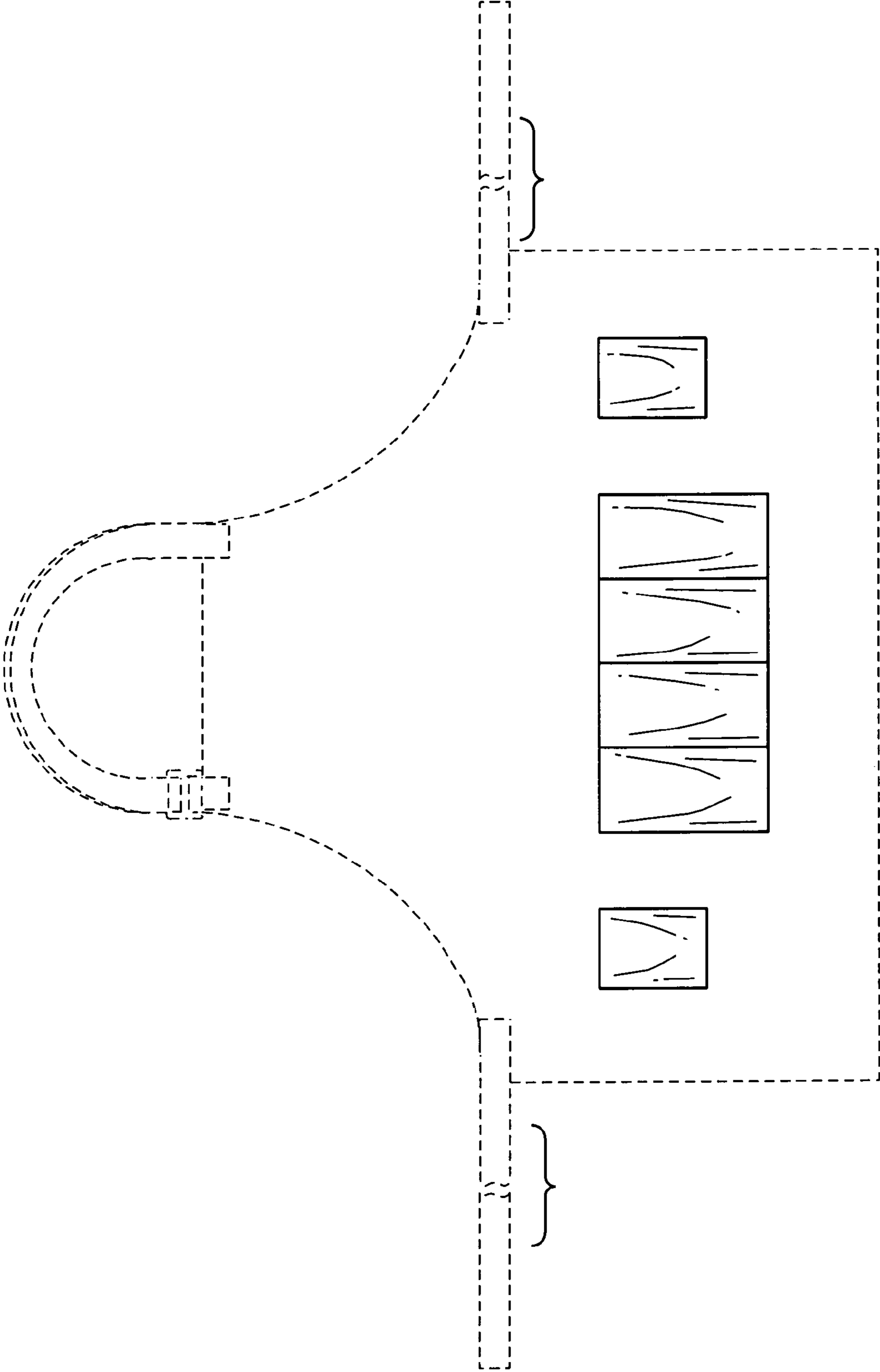


FIG. 4

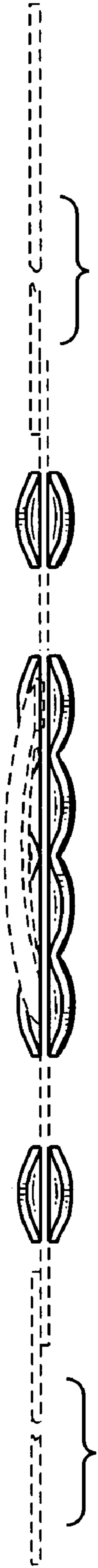


FIG. 5



FIG. 6




FIG. 7