



US00D581129S

(12) **United States Design Patent**  
**Marshall**

(10) **Patent No.:** **US D581,129 S**

(45) **Date of Patent:** **\*\* Nov. 25, 2008**

(54) **NIPPLE COVER**

(76) Inventor: **Andria L. Marshall**, 3510 Ingraham St.,  
Ste 200, San Diego, CA (US) 92109

(\*\*) Term: **14 Years**

(21) Appl. No.: **29/289,973**

(22) Filed: **Aug. 8, 2007**

(51) **LOC (8) Cl.** ..... **02-01**

(52) **U.S. Cl.** ..... **D2/706**

(58) **Field of Classification Search** ..... D2/706,  
D2/700; 128/890; 450/81, 1, 88, 57; 2/267,  
2/268; 623/7; D24/189

See application file for complete search history.

(56) **References Cited**

**U.S. PATENT DOCUMENTS**

D391,386 S *	3/1998	Sinclair	.....	D2/711
D497,996 S *	11/2004	Rodriguez et al.	.....	D24/206
D551,428 S *	9/2007	Heo	.....	D2/712
D555,329 S *	11/2007	Valentin	.....	D2/706
D571,529 S *	6/2008	Cook	.....	D2/706
D575,927 S *	9/2008	Valentin	.....	D2/706

**OTHER PUBLICATIONS**

“Undercover Silicone Gel Petals”. <<http://www.fredericks.com/showlarge.asp?name=Undercover...tals&item=53149>>

&path=%2Fimages%2F5%2F53149%5F1rg%2 Ejpg>. Retrieved from the Fredericks of Hollywood website on Sep. 3, 2008.\*

\* cited by examiner

*Primary Examiner*—Ian Simmons

*Assistant Examiner*—Anna J Burmeister

(74) *Attorney, Agent, or Firm*—Richard D. Clarke

(57) **CLAIM**

The ornamental design for a nipple cover, as shown and described.

**DESCRIPTION**

FIG. 1 is a perspective view of the nipple cover in place covering the nipple of a woman’s breast;

FIG. 2 is a front elevational view of the nipple cover;

FIG. 3 is a side elevational view of the nipple cover;

FIG. 4 is a top plan view of the nipple cover;

FIG. 5 is a rear and side prospective view of the nipple cover;

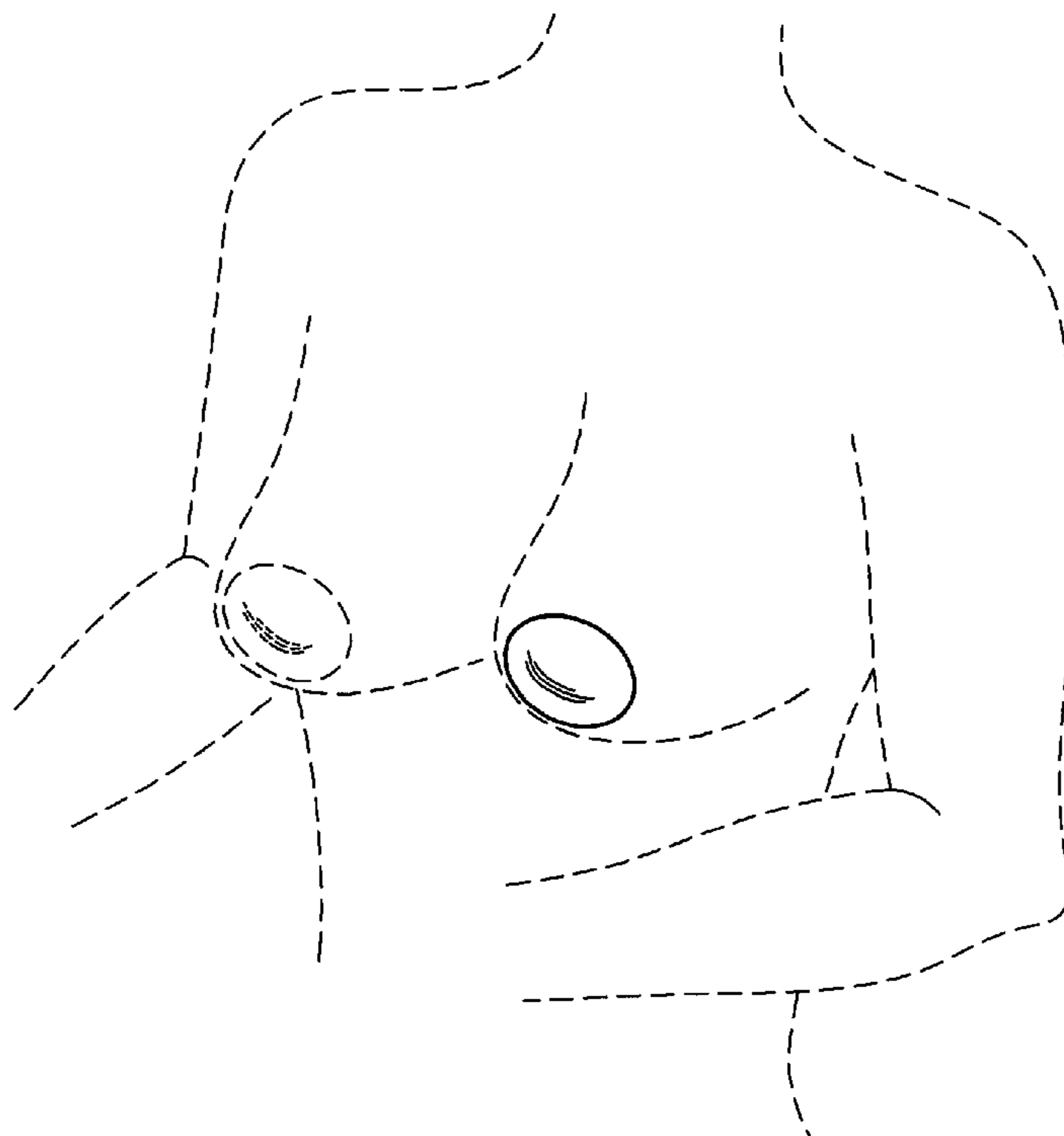
FIG. 6 is a front and side prospective view of the nipple cover;

FIG. 7 is a top and front perspective view of the nipple cover; and,

FIG. 8 is a top and rear perspective view of the nipple cover.

The broken lines shown in FIG. 1 of the drawings, are for illustrative purposes only and form no part of the claimed design.

**1 Claim, 2 Drawing Sheets**



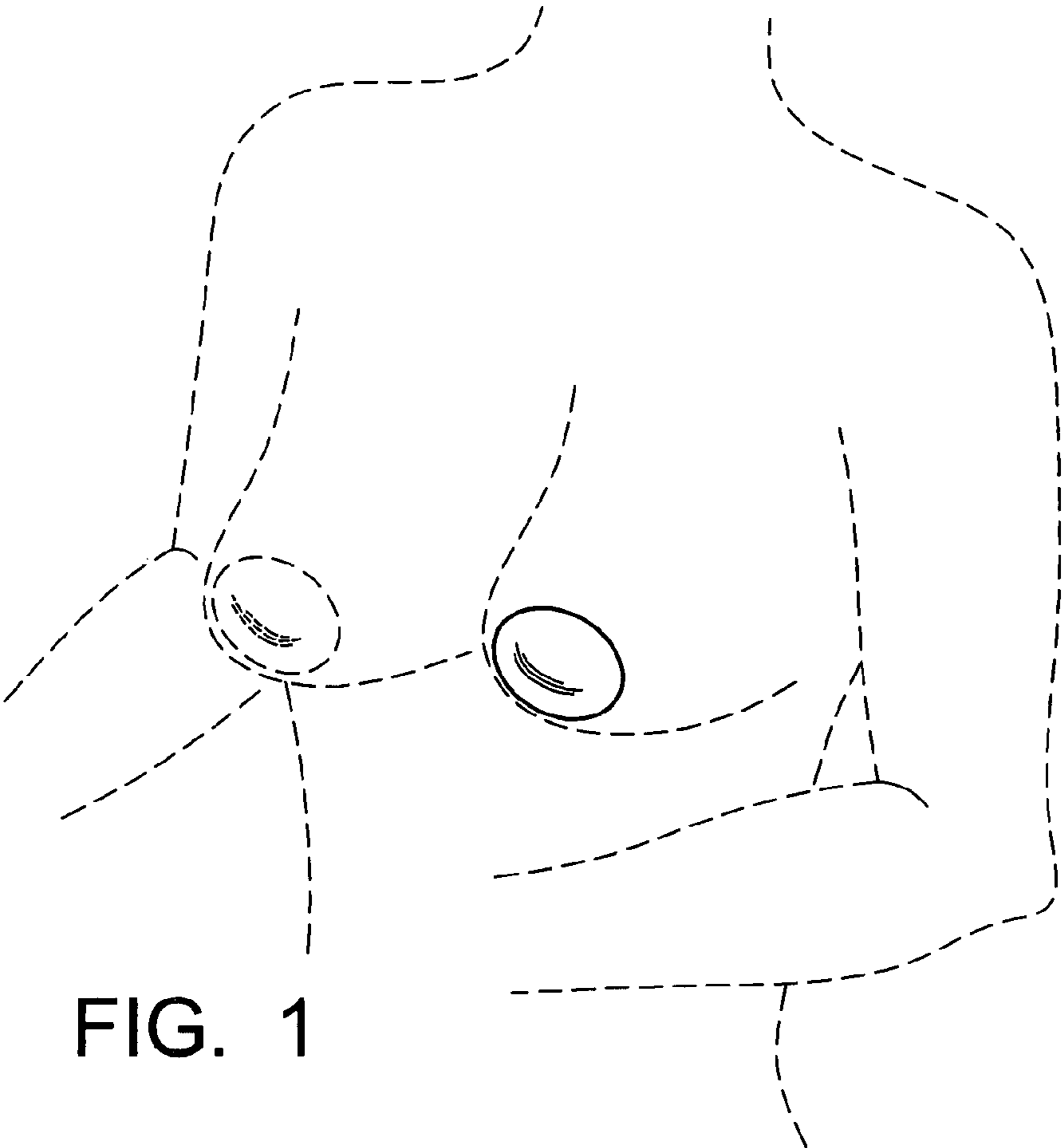


FIG. 1



FIG. 3

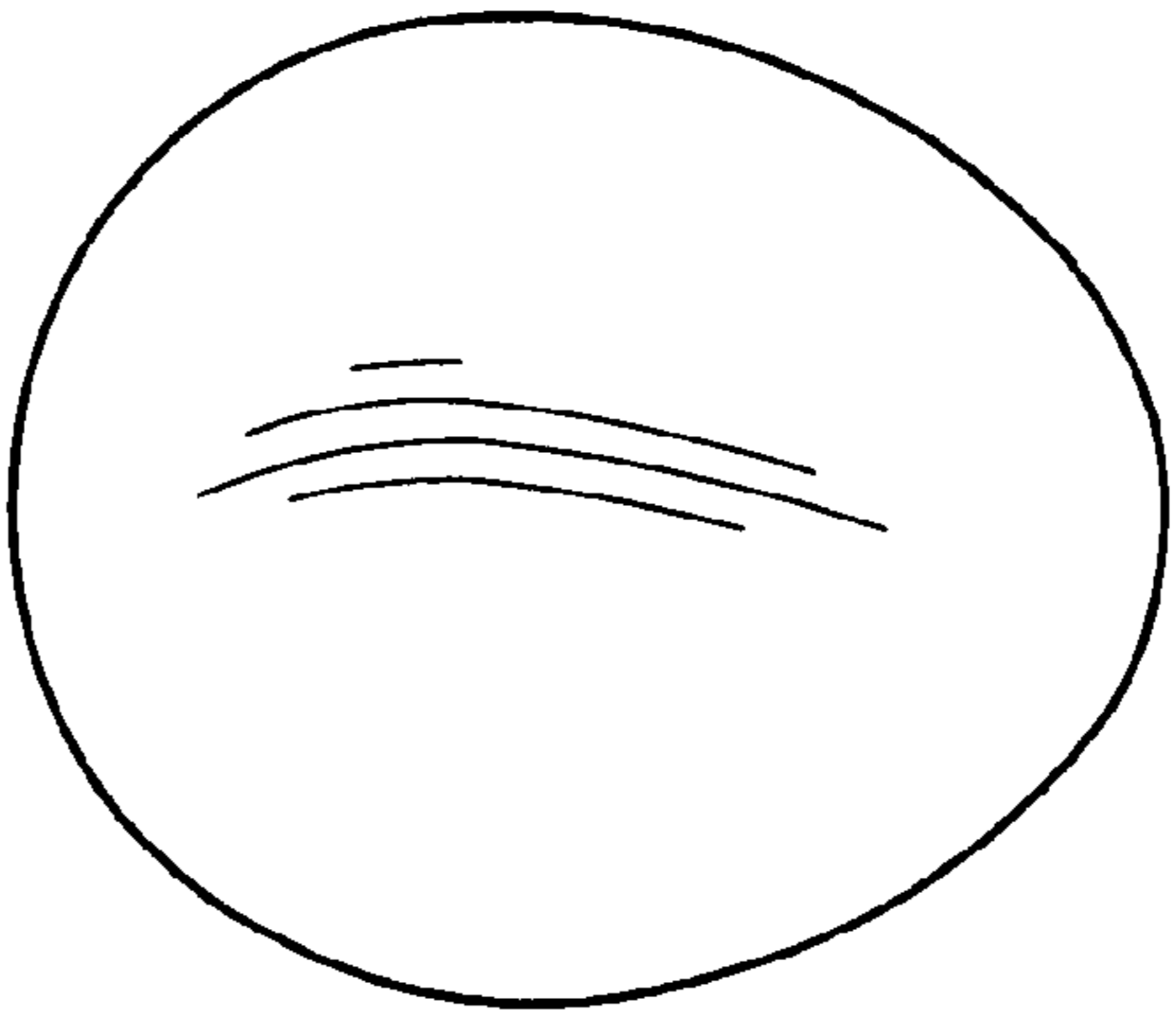


FIG. 2



FIG. 4

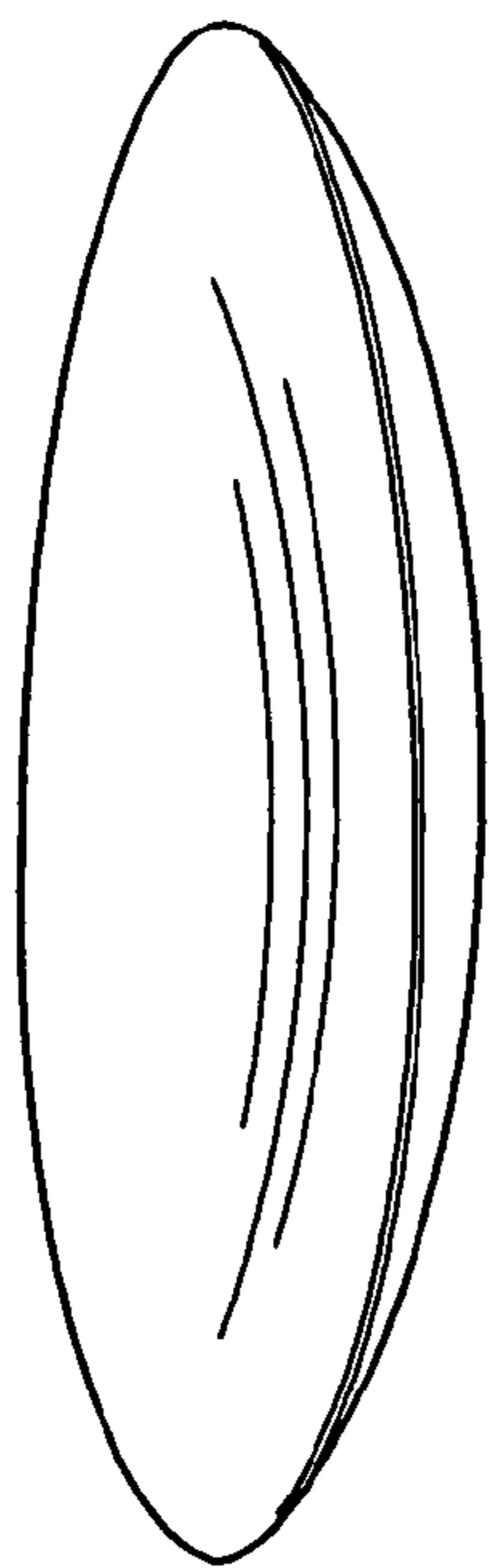


FIG. 5

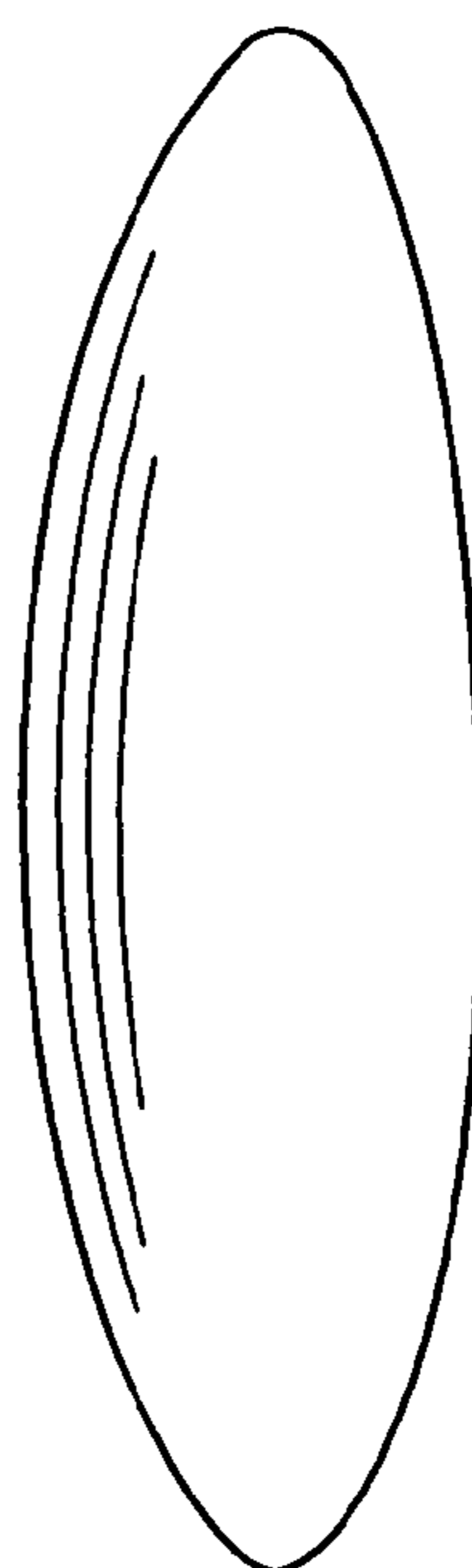


FIG. 6



FIG. 7




FIG. 8