



US00D581121S

(12) **United States Design Patent**
Austin et al.

(10) **Patent No.:** **US D581,121 S**
(45) **Date of Patent:** **** Nov. 18, 2008**

(54) **UMBRELLA-TYPE CLOTHES DRYING LINE WITH REMOVABLE COVER**

(76) Inventors: **Carmel Austin**, 23 Main Road, Willows Riverside Park, Windsor, Berkshire (GB) SL4-5TS; **Richard J. W. Austin**, 23 Main Road, Willows Riverside Park, Windsor, Berkshire (GB) SL4-5TS

(**) Term: **14 Years**

(21) Appl. No.: **29/239,273**

(22) Filed: **Sep. 29, 2005**

(51) **LOC (8) Cl.** **07-05**

(52) **U.S. Cl.** **D32/60**

(58) **Field of Classification Search** D32/58-60;
D3/5, 13; D21/834, 837; D25/56; 211/119.01,
211/119.18, 189, 195, 201, 203; 135/87,
135/96, 98-9, 160, 902, 904, 907-8
See application file for complete search history.

(56) **References Cited**

U.S. PATENT DOCUMENTS

185,559	A *	12/1876	Mapleson	135/99
499,240	A *	6/1893	Mann	135/98
618,367	A *	1/1899	Stebbins	135/99
1,219,905	A *	3/1917	Barringer	135/904
1,499,395	A *	7/1924	Muehleisen et al.	135/99
1,512,962	A *	10/1924	Whall	135/99
1,649,219	A *	11/1927	Goldberg et al.	135/98
1,738,516	A	12/1929	Bloom		
2,001,196	A *	5/1935	Jost	135/98
D189,659	S *	1/1961	Bateman et al.	D21/837
3,263,692	A	8/1966	Questi et al.		
3,675,338	A	7/1972	Maki		
D235,239	S	6/1975	Cartwright		
4,091,548	A	5/1978	Daily		
D254,471	S *	3/1980	Seabrook	D32/60
D261,350	S	10/1981	Koshiyama		

4,592,473	A	6/1986	Efrom		
4,676,381	A *	6/1987	Wuster	211/119.01
D294,538	S *	3/1988	De Marr	D3/5
4,828,123	A	5/1989	Basore		
4,875,592	A	10/1989	Waller		
D421,285	S *	2/2000	Murphy	D21/834

* cited by examiner

Primary Examiner—Robin V. Webster

Assistant Examiner—Karen E Kearney

(74) *Attorney, Agent, or Firm*—Donald R. Schoonover

(57) **CLAIM**

We claim the ornamental design for an umbrella-type clothes drying line with removable cover, as shown and described.

DESCRIPTION

FIG. 1 is a perspective view of an umbrella-type clothes drying line with removable cover showing our new design with a flap thereof bending outwards;

FIG. 2 is a front elevational view thereof showing the flap bending outwards;

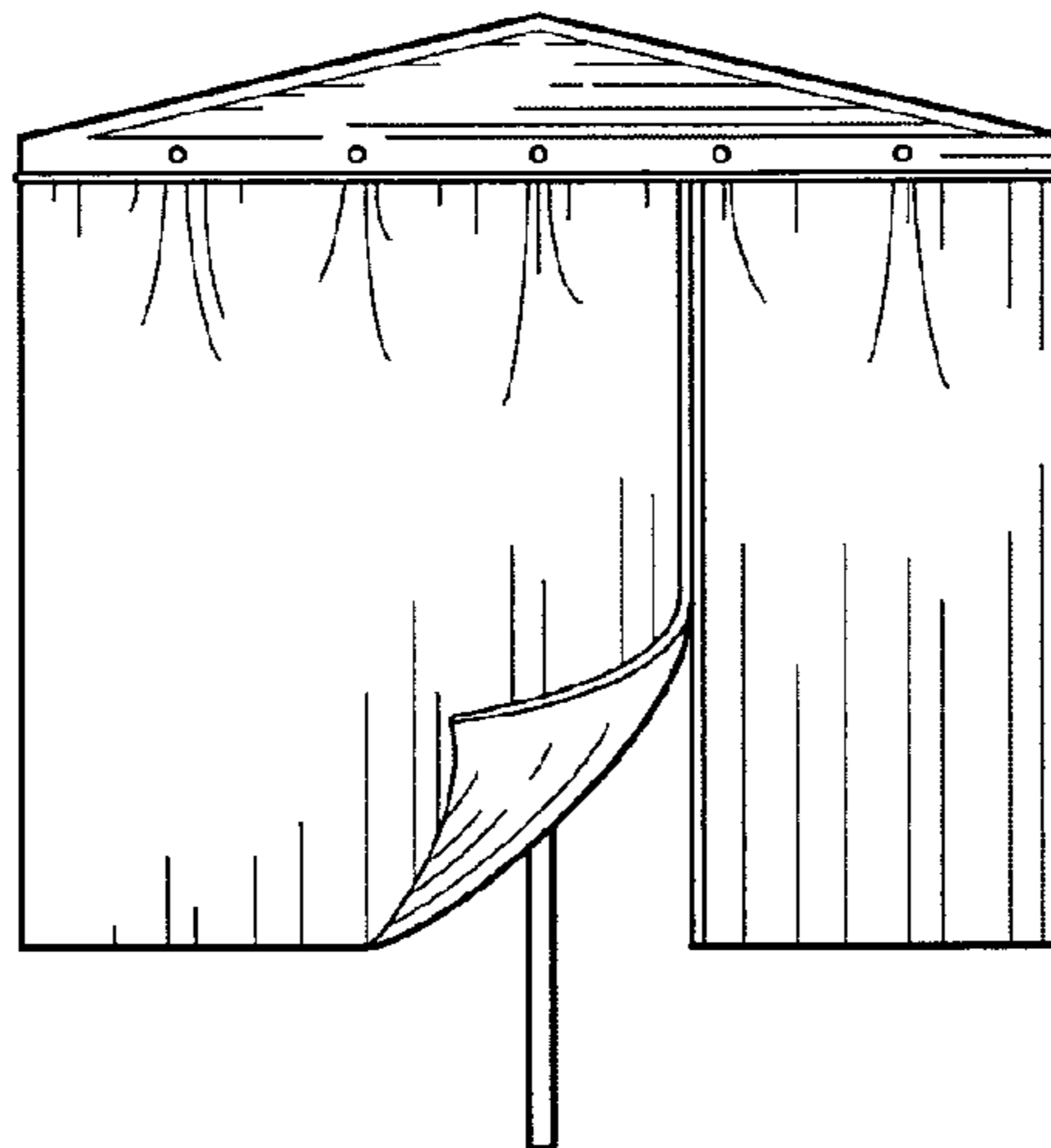
FIG. 3 is a bottom plan view thereof showing the flap bending outwards and diagonal lines representing cover supports, the outline of which are shown in FIG. 1; the broken lines depict environmental structure for illustrative purposes only and form no part of the claimed design;

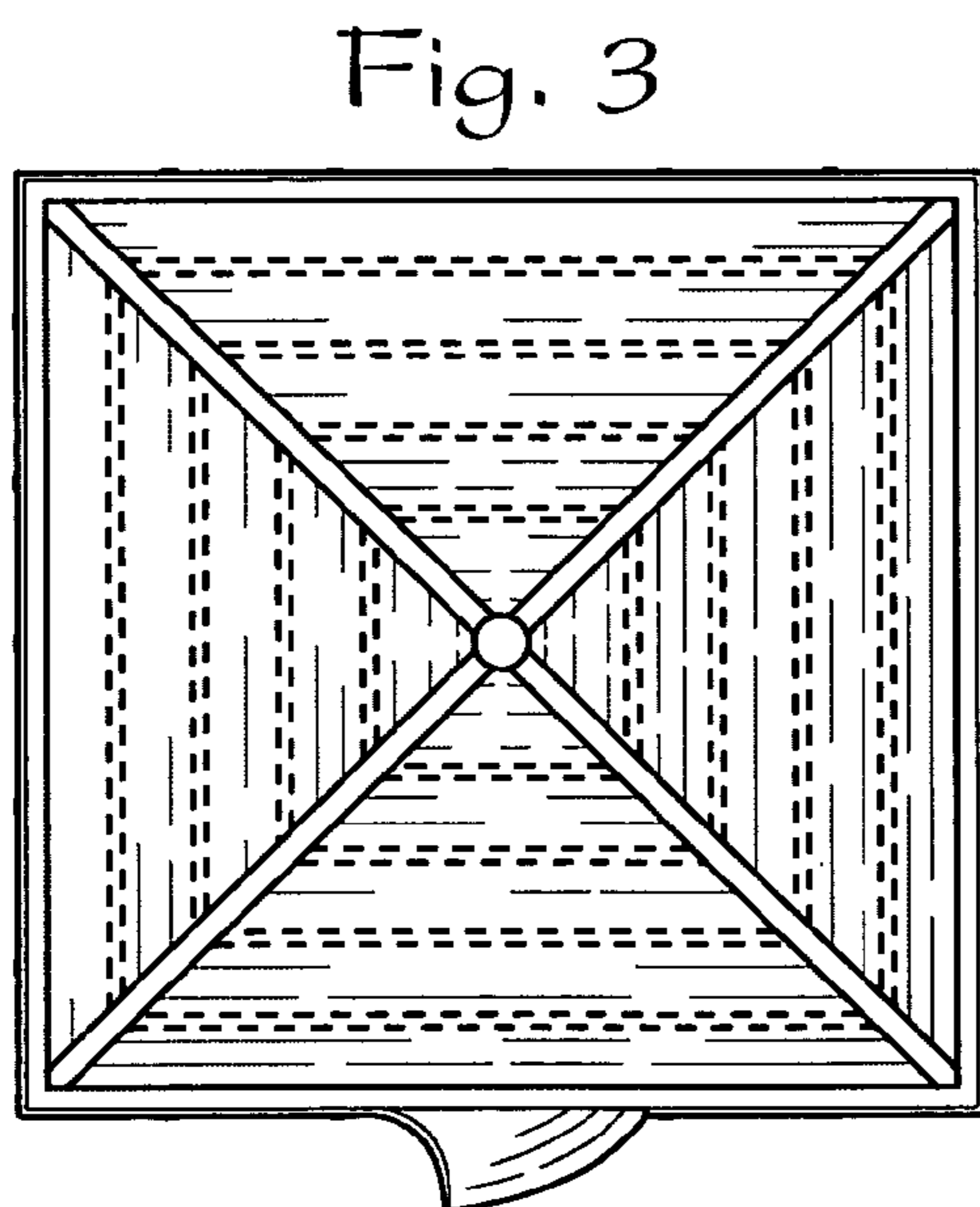
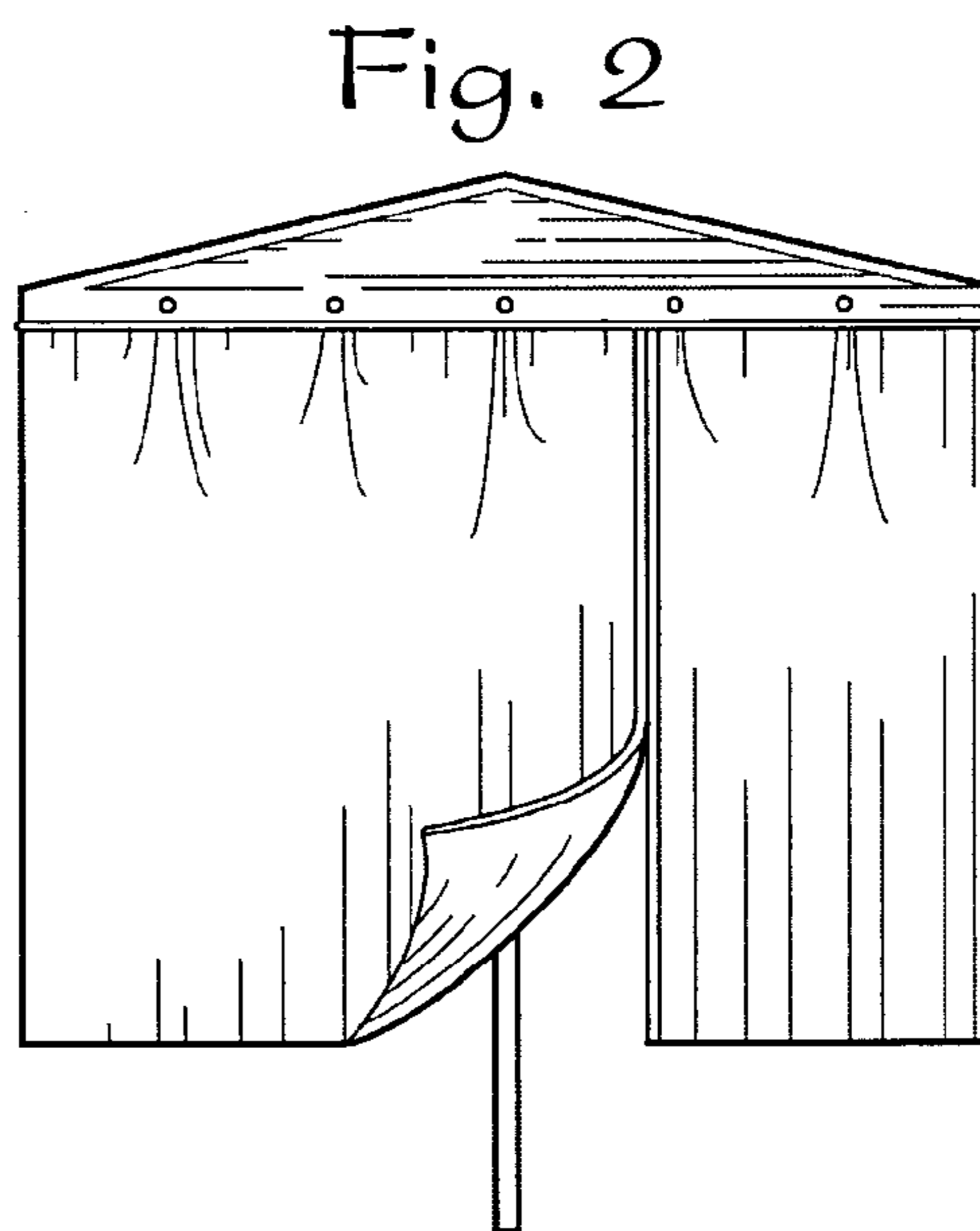
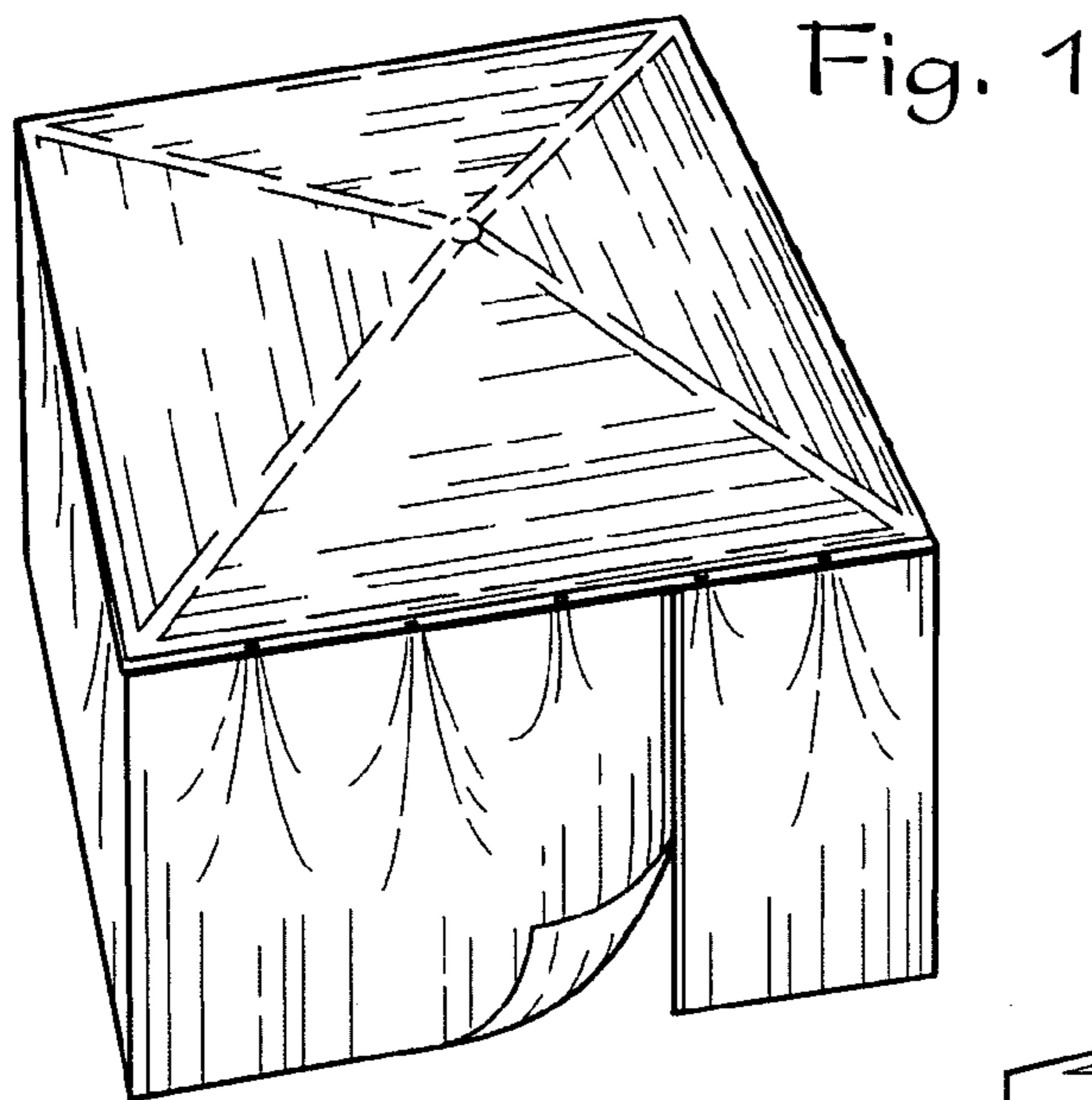
FIG. 4 is a top plan view thereof showing the flap bending outwards;

FIG. 5 is a rear elevational view thereof; and,

FIG. 6 is a front elevational view showing the umbrella-type clothes drying line with removable cover in use with the flap bending outwards; the broken lines depict environmental structure for illustrative purposes only and form no part of the claimed design.

1 Claim, 2 Drawing Sheets





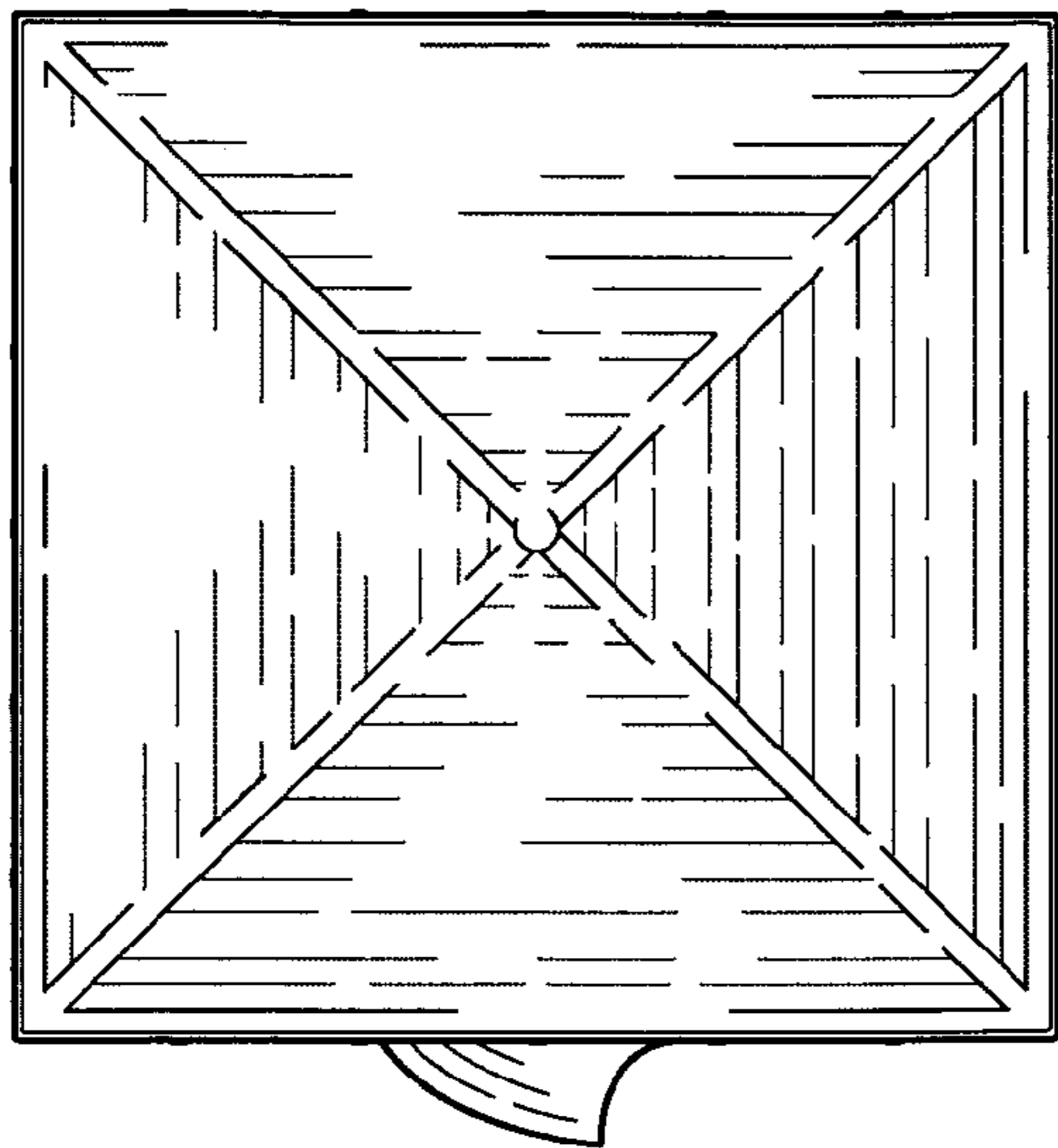


Fig. 4

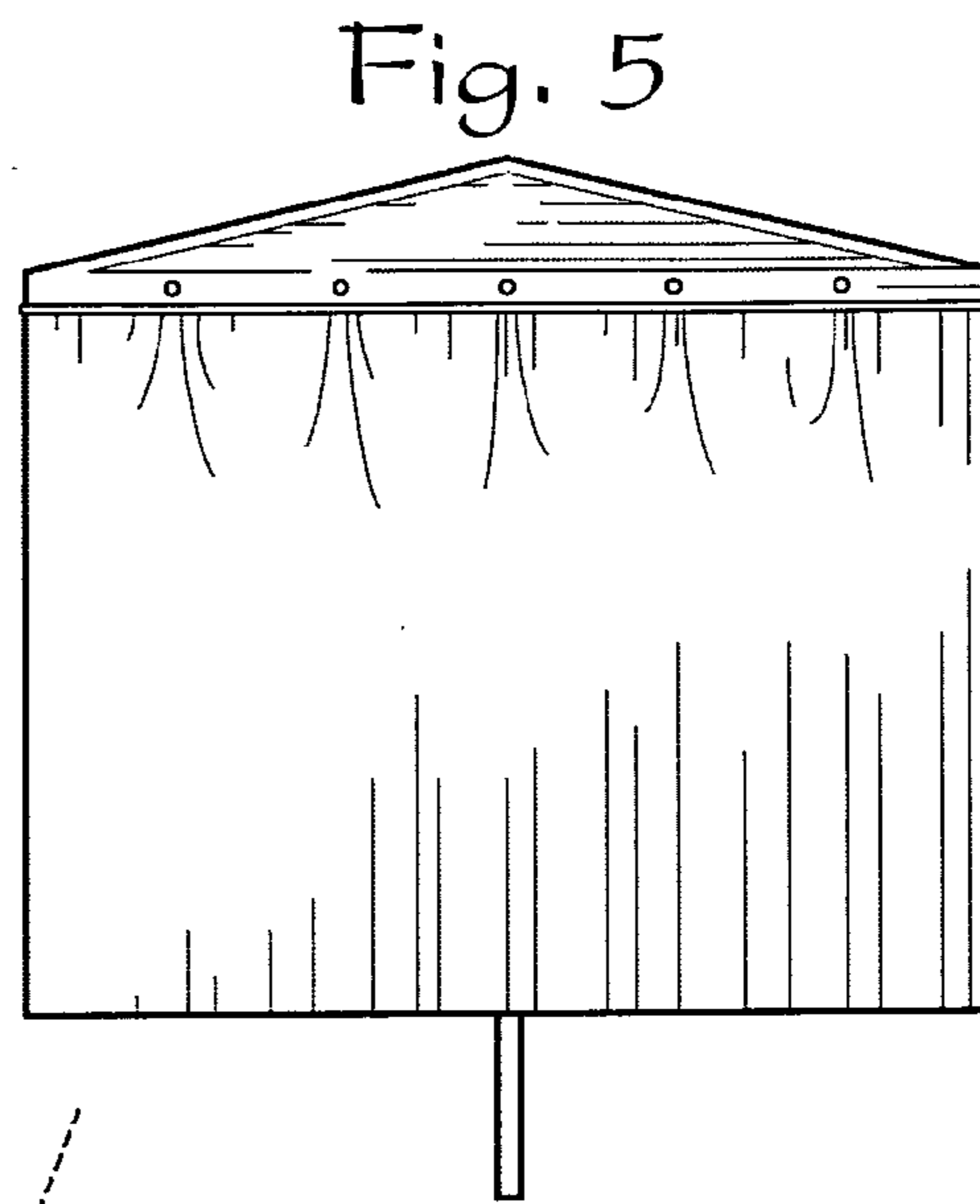


Fig. 5

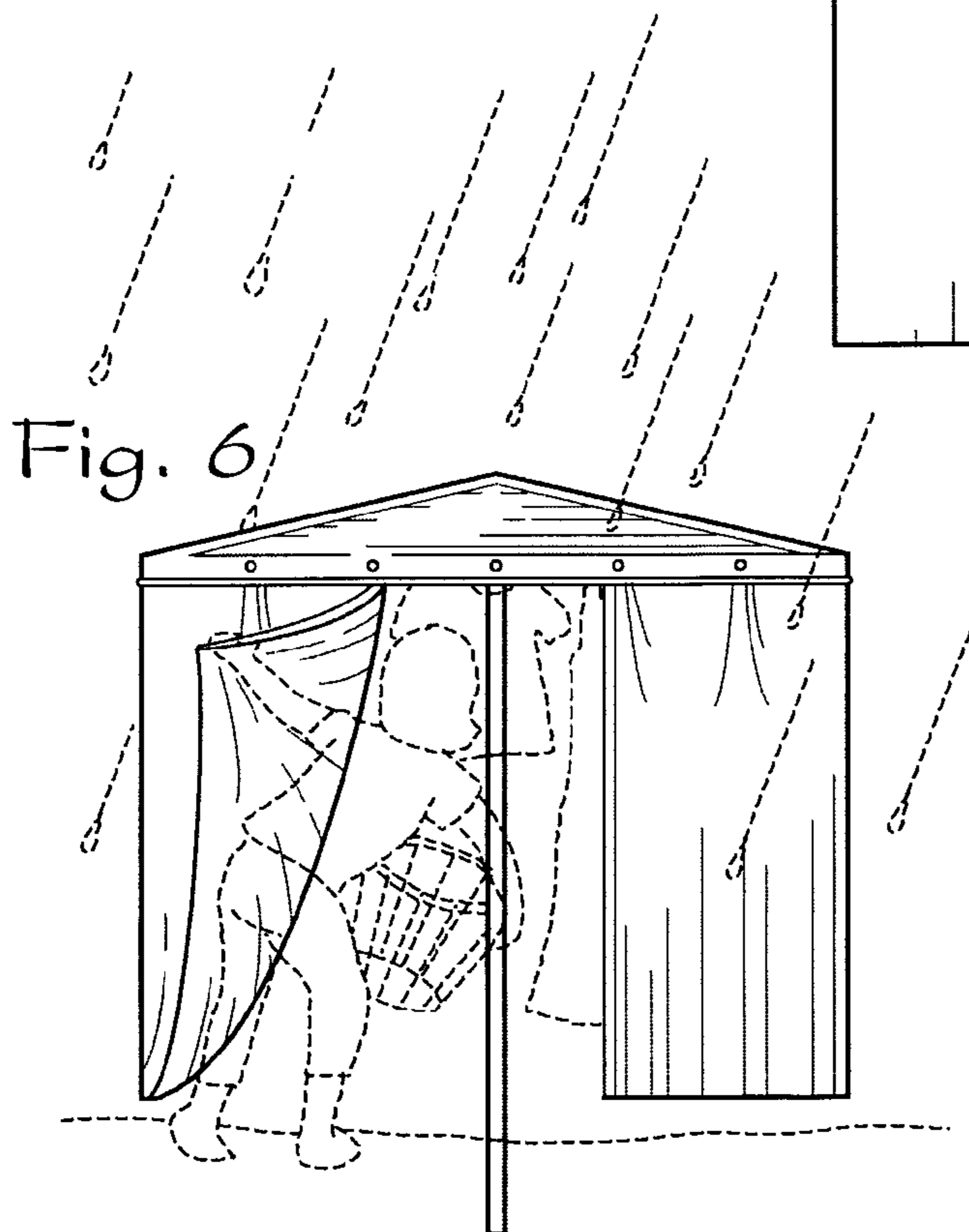


Fig. 6