



US00D581108S

(12) **United States Design Patent**
Jung et al.

(10) **Patent No.:** **US D581,108 S**

(45) **Date of Patent:** **** Nov. 18, 2008**

(54) **DISH WASHER**

(75) Inventors: **Yun Tae Jung**, Seoul (KR); **Ha Young Kim**, Gyeonggi (KR); **Min Dong**, Jeollabuk (KR)

(73) Assignee: **LG Electronics Inc.**, Seoul (KR)

(**) Term: **14 Years**

(21) Appl. No.: **29/296,157**

(22) Filed: **Oct. 15, 2007**

(30) **Foreign Application Priority Data**

Jun. 19, 2007 (KR) 30-2007-0026290

(51) **LOC (8) Cl.** **15-05**

(52) **U.S. Cl.** **D32/2**

(58) **Field of Classification Search** D32/2;
134/57 D, 57 DL, 56 D, 113, 135, 137, 164,
134/200-201; D7/348-349, 405-406; 312/31
See application file for complete search history.

(56) **References Cited**

U.S. PATENT DOCUMENTS

D511,870 S * 11/2005 Paik D32/2

D512,543 S * 12/2005 Jeong D32/2

D513,548 S * 1/2006 Jeong D32/2
D540,497 S * 4/2007 Song D32/2
D543,321 S * 5/2007 Jeon et al. D32/2
D544,657 S * 6/2007 Jung et al. D32/2
D559,478 S * 1/2008 Jung et al. D32/2

* cited by examiner

Primary Examiner—Louis S Zarfaz

Assistant Examiner—Kathleen M Sims

(74) *Attorney, Agent, or Firm*—Birch, Stewart, Kolasch & Birch, LLP

(57) **CLAIM**

The ornamental design for a dish washer, as shown and described.

DESCRIPTION

FIG. 1 is a front, right perspective of the dish washer showing our new design;

FIG. 2 is a front view thereof;

FIG. 3 is a rear view thereof;

FIG. 4 is a left side view thereof, the right side view being a mirror image thereof;

FIG. 5 is a top plan view thereof; and,

FIG. 6 is a bottom plan view thereof.

1 Claim, 5 Drawing Sheets

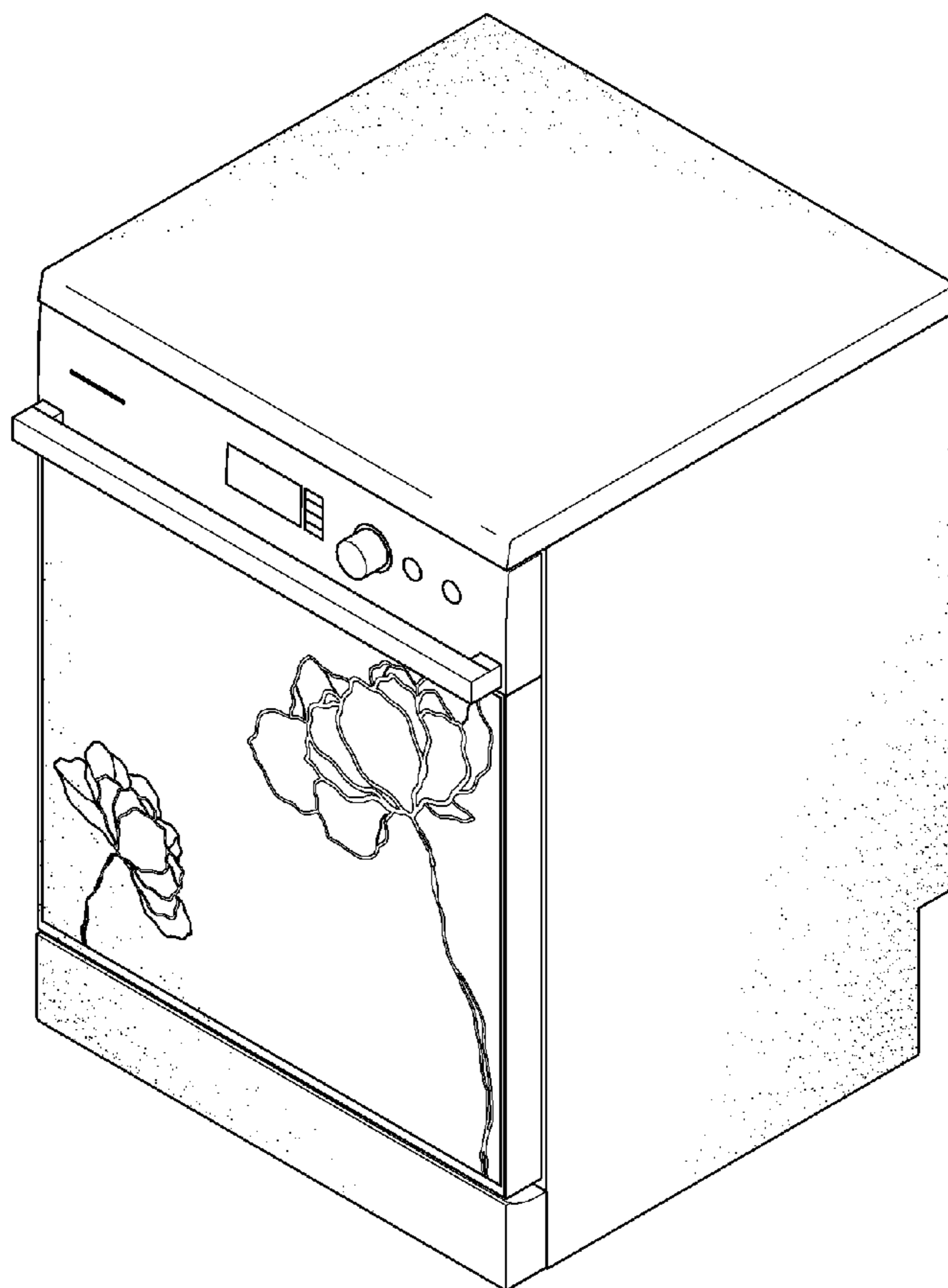


Fig. 1




Fig. 2




Fig. 3




Fig. 4




Fig. 5




Fig. 6

