



US00D581105S

(12) **United States Design Patent**  
**Niskanen**

(10) **Patent No.:** **US D581,105 S**  
(45) **Date of Patent:** **\*\* Nov. 18, 2008**

(54) **FIRE HYDRANT SHAPED LEASH HOLDER**

(76) Inventor: **Will Niskanen**, 3624 42nd Ave.,  
Minneapolis, MN (US) 55406

(\*\*) Term: **14 Years**

(21) Appl. No.: **29/271,263**

(22) Filed: **Jan. 16, 2007**

(51) **LOC (8) Cl.** ..... **30-04**

(52) **U.S. Cl.** ..... **D30/153**

(58) **Field of Classification Search** ..... 318/257;  
D30/154, 160, 151, 199, 153, 152; 119/707-712,  
119/786-788, 791, 780, 782, 769-771, 792-799,  
119/758, 760, 784, 802, 856, 857, 863, 865,  
119/719, 859, 908, 776, 654, 860, 174; D21/791,  
D21/840, 483; 137/272, 274, 283; D11/157,  
D11/79-82; D23/215, 234; D6/518; 446/314,  
446/376; 428/28; 2/237; 63/1.11, 23, 12,  
63/13, 14.1, 20, 21, 31, 3; D8/16-19, 21,  
D8/27, 33-43, 88, 105; D7/599, 665, 666,  
D7/680; D9/439, 441, 629; 7/113, 151-156;  
81/3.07, 3.09, 3.27, 3.4, 3.55  
See application file for complete search history.

(56) **References Cited**

**U.S. PATENT DOCUMENTS**

711,020 A \* 10/1902 Tatum ..... 215/6  
D188,589 S \* 8/1960 Golkowski ..... D20/30  
D231,306 S \* 4/1974 Greglia ..... D7/599

D240,062 S \* 5/1976 Sattan ..... D21/483  
4,280,525 A \* 7/1981 Byrnes ..... 137/296  
D262,555 S \* 1/1982 Skubic ..... D21/483  
4,550,876 A \* 11/1985 Kulesza et al. .... 239/211  
D307,402 S \* 4/1990 Rouse et al. .... D11/157  
D328,620 S \* 8/1992 Maple ..... D21/483  
D480,243 S \* 10/2003 Edwards et al. .... D6/515  
D488,575 S \* 4/2004 Aguilera ..... D26/40  
6,901,950 B1 \* 6/2005 Burt et al. .... 137/382

**OTHER PUBLICATIONS**

Ruff and Tumble Co. Catalog Sheet, Feb. 2003, "SpoTtag Fire Hydrant Flashing I.D. Tags", 1 page.\*

\* cited by examiner

*Primary Examiner*—Melanie Tung  
*Assistant Examiner*—Susan Moon Lee  
(74) *Attorney, Agent, or Firm*—Thrasher Associates

(57) **CLAIM**

I claim the ornamental design for a fire hydrant shaped leash holder, as shown.

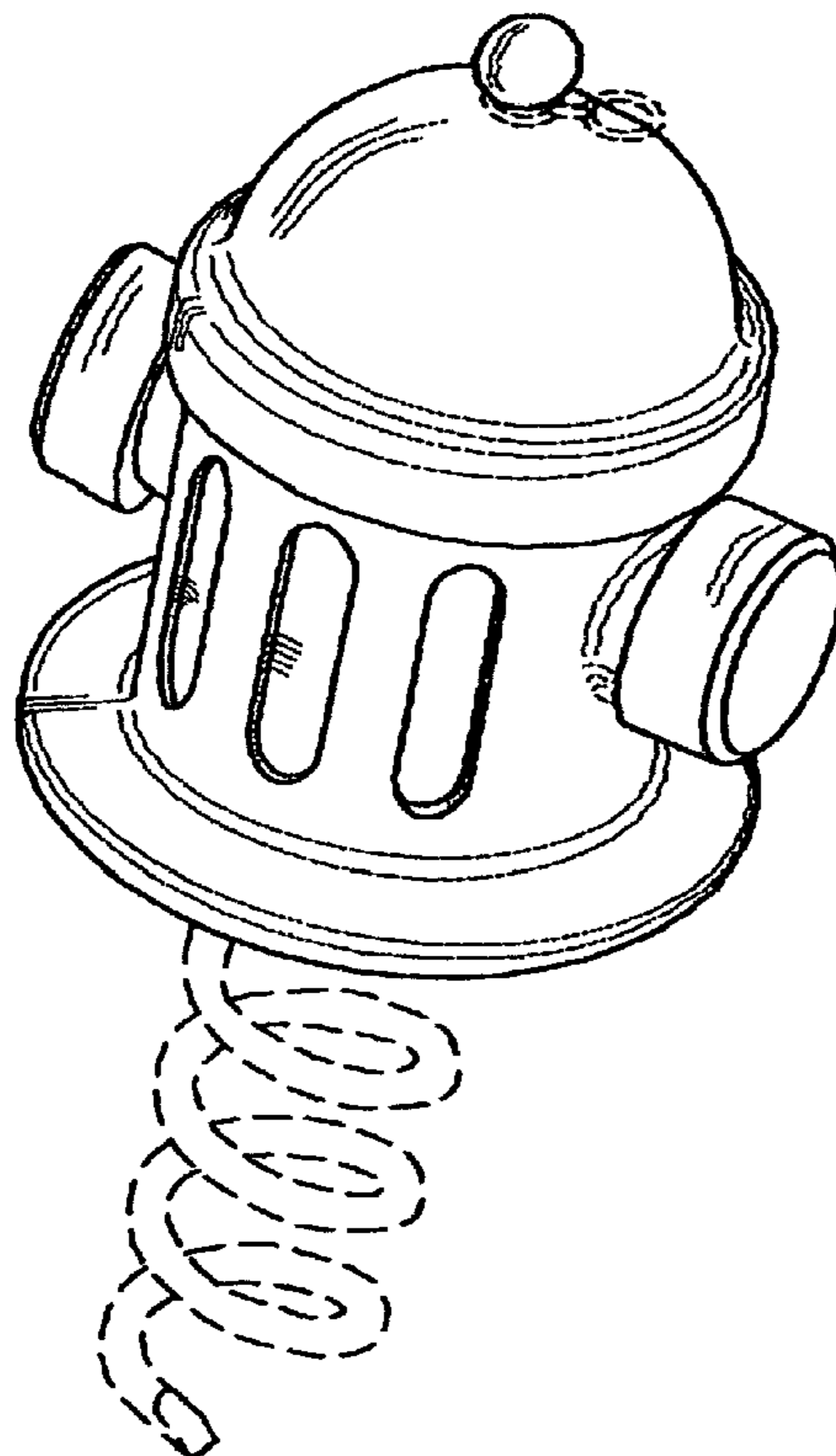
**DESCRIPTION**

FIG. 1 is a first view of my fire hydrant shaped leash holder; and,

FIG. 2 is a view of my fire hydrant shaped leash holder, as seen from the bottom side.

The portions shown in broken line are not claimed.

**1 Claim, 2 Drawing Sheets**



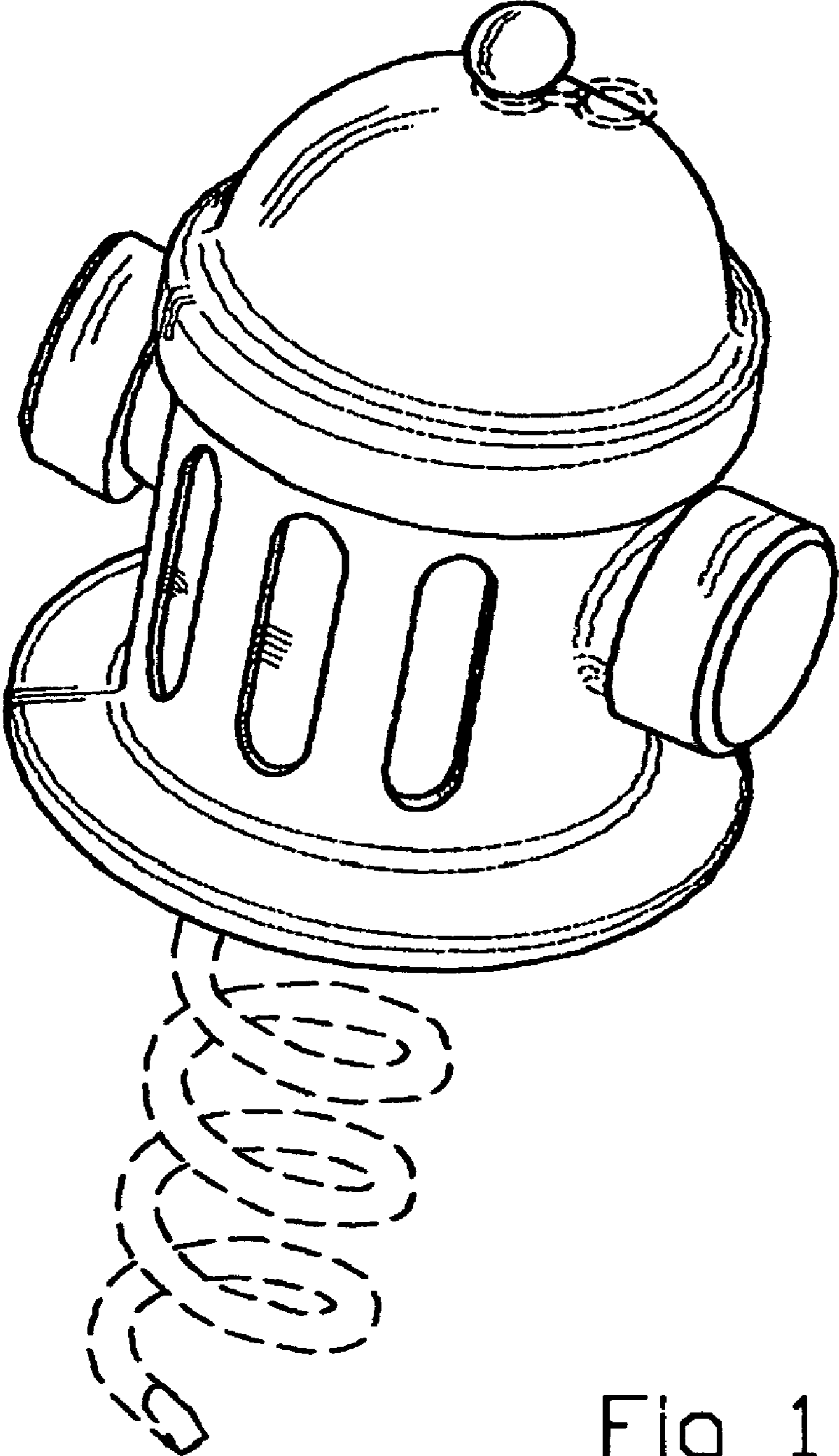


Fig 1

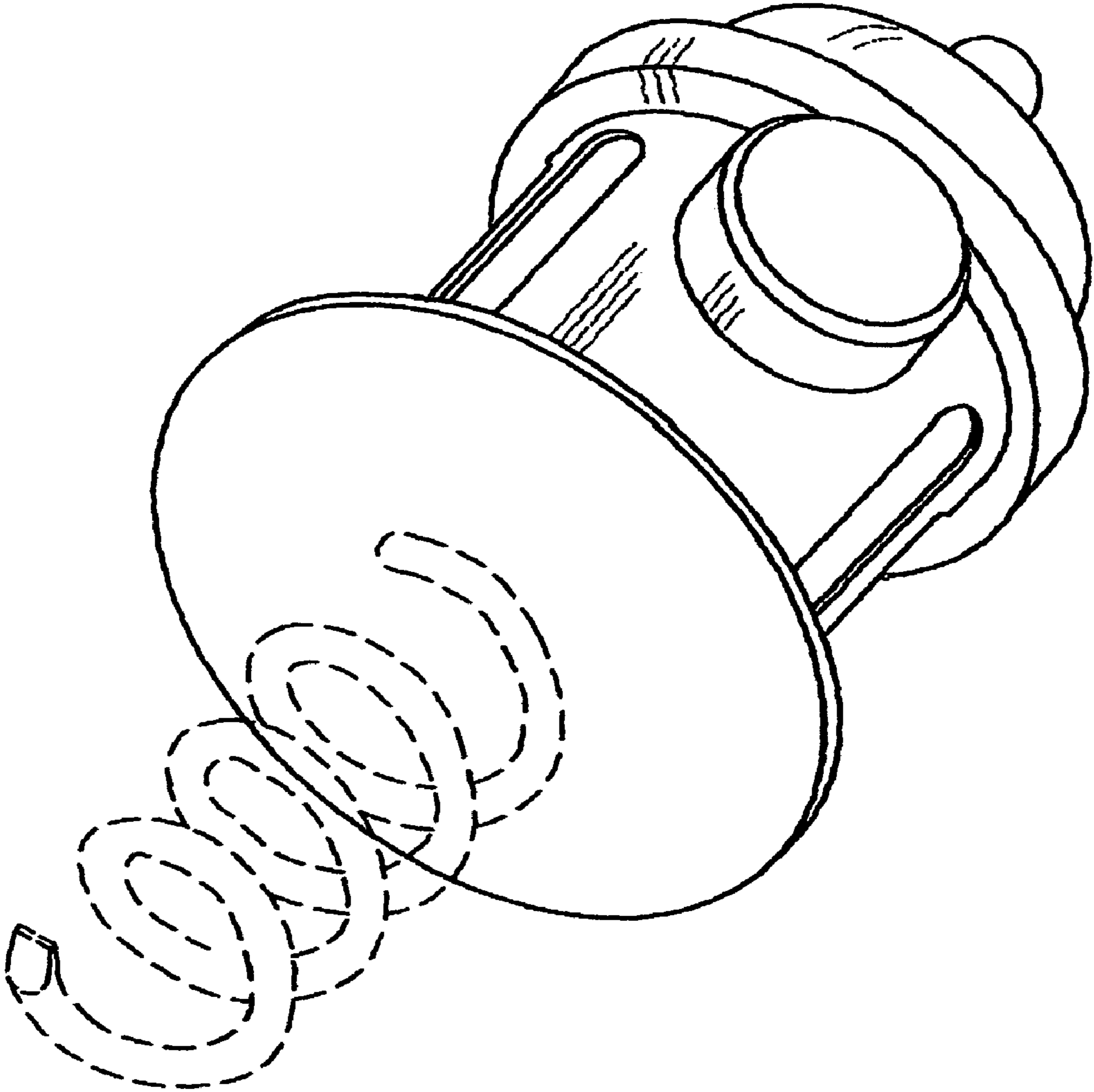


Fig 2