



US00D581094S

(12) **United States Design Patent**
Smith

(10) **Patent No.:** **US D581,094 S**

(45) **Date of Patent:** **** Nov. 18, 2008**

(54) **CIGARETTE LIGHTER**

D539,473 S * 3/2007 Almsberger et al. D27/157

(76) Inventor: **Andrew Smith**, 32 Shore Rd., Pascoag,
RI (US) 02859

* cited by examiner

Primary Examiner—Jennifer Rivard

(74) *Attorney, Agent, or Firm*—Francis Marino

(**) Term: **14 Years**

(21) Appl. No.: **29/318,888**

(57) **CLAIM**

(22) Filed: **May 30, 2008**

The ornamental design for a cigarette lighter, as shown and described.

(51) **LOC (8) Cl.** **27-05**

(52) **U.S. Cl.** **D27/157**

(58) **Field of Classification Search** D27/141–161;
431/129, 143, 153, 253–256, 273–277
See application file for complete search history.

DESCRIPTION

FIG. 1 is a perspective view of a cigarette lighter according to my new design;

FIG. 2 is a front view of the lighter of FIG. 1.

FIG. 3 is a right side view of the lighter of FIG. 1 (the left side view being a mirror image thereof);

FIG. 4 is a top view of the lighter of FIG. 1; and,

FIG. 5 is a bottom view of the lighter of FIG. 1.

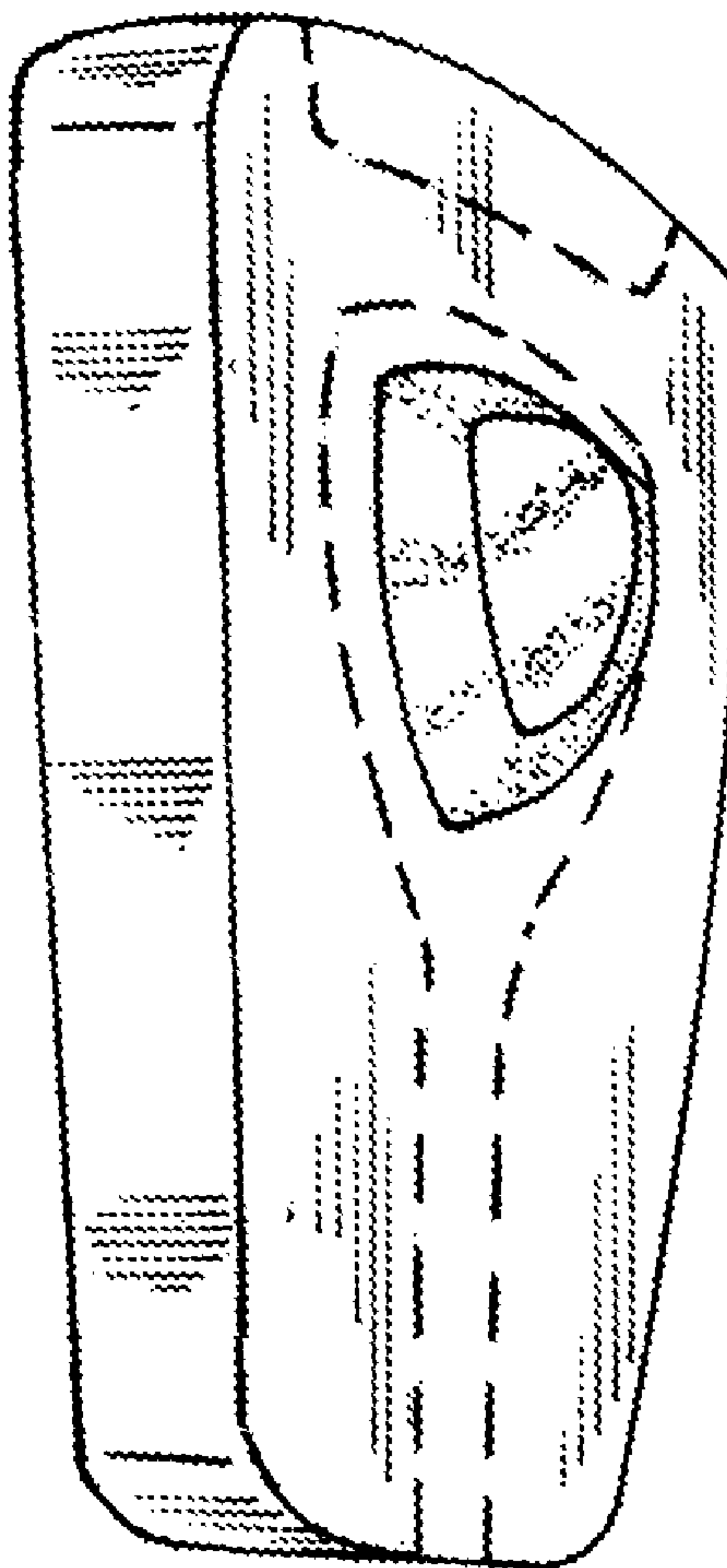
The broken lines shown on the rear, front, and top surfaces of the lighter are included for the purpose of illustrating portions of the article and form no part of the claimed design.

(56) **References Cited**

U.S. PATENT DOCUMENTS

D454,222 S *	3/2002	Park	D27/157
D463,064 S *	9/2002	Hong	D27/157
D463,618 S *	9/2002	Smith	D27/157
D468,055 S *	12/2002	Cohen Harel	D27/154
D493,912 S *	8/2004	Wong	D27/141
D515,735 S *	2/2006	Smith	D27/157
D526,440 S *	8/2006	Smith	D27/157

1 Claim, 1 Drawing Sheet



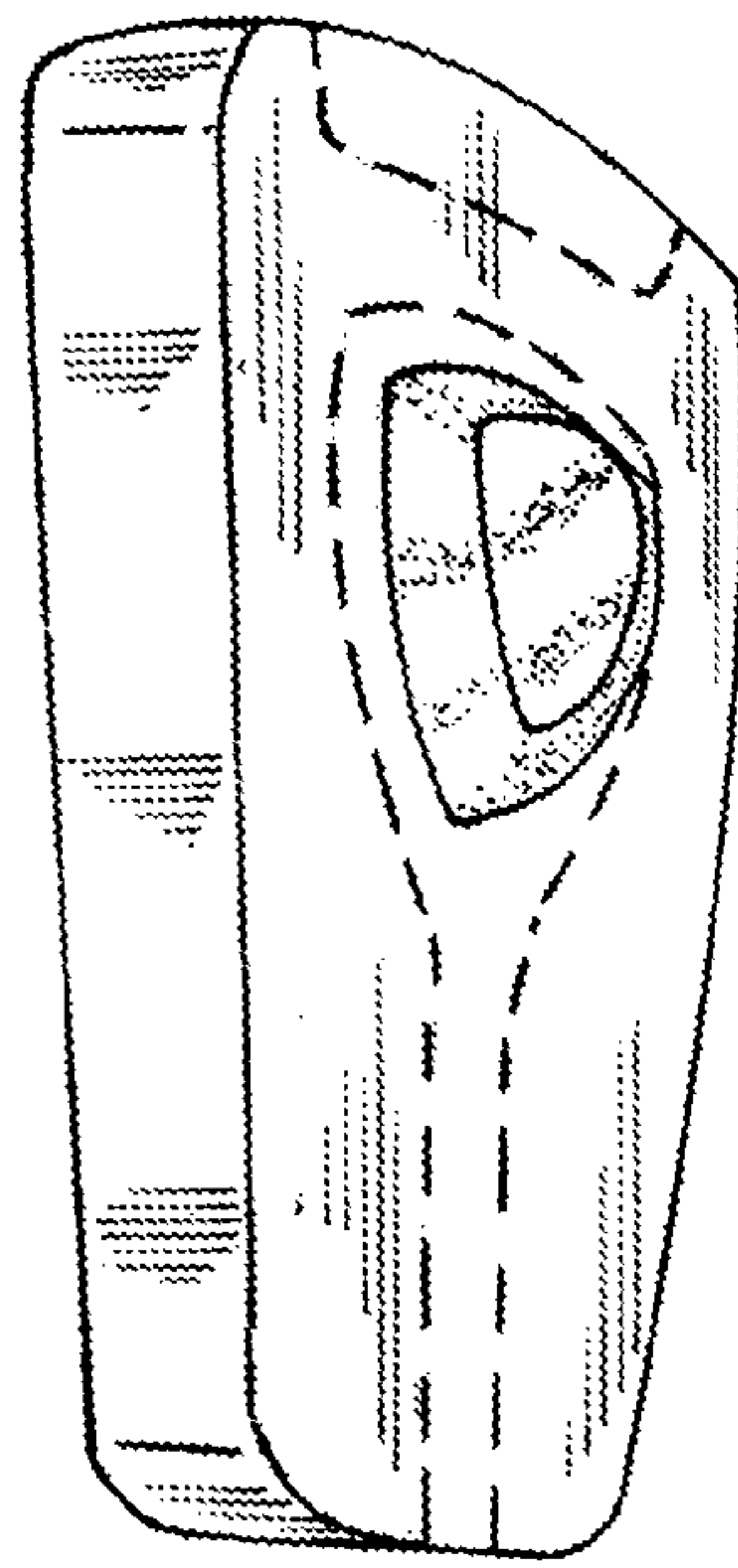


Fig. 1.

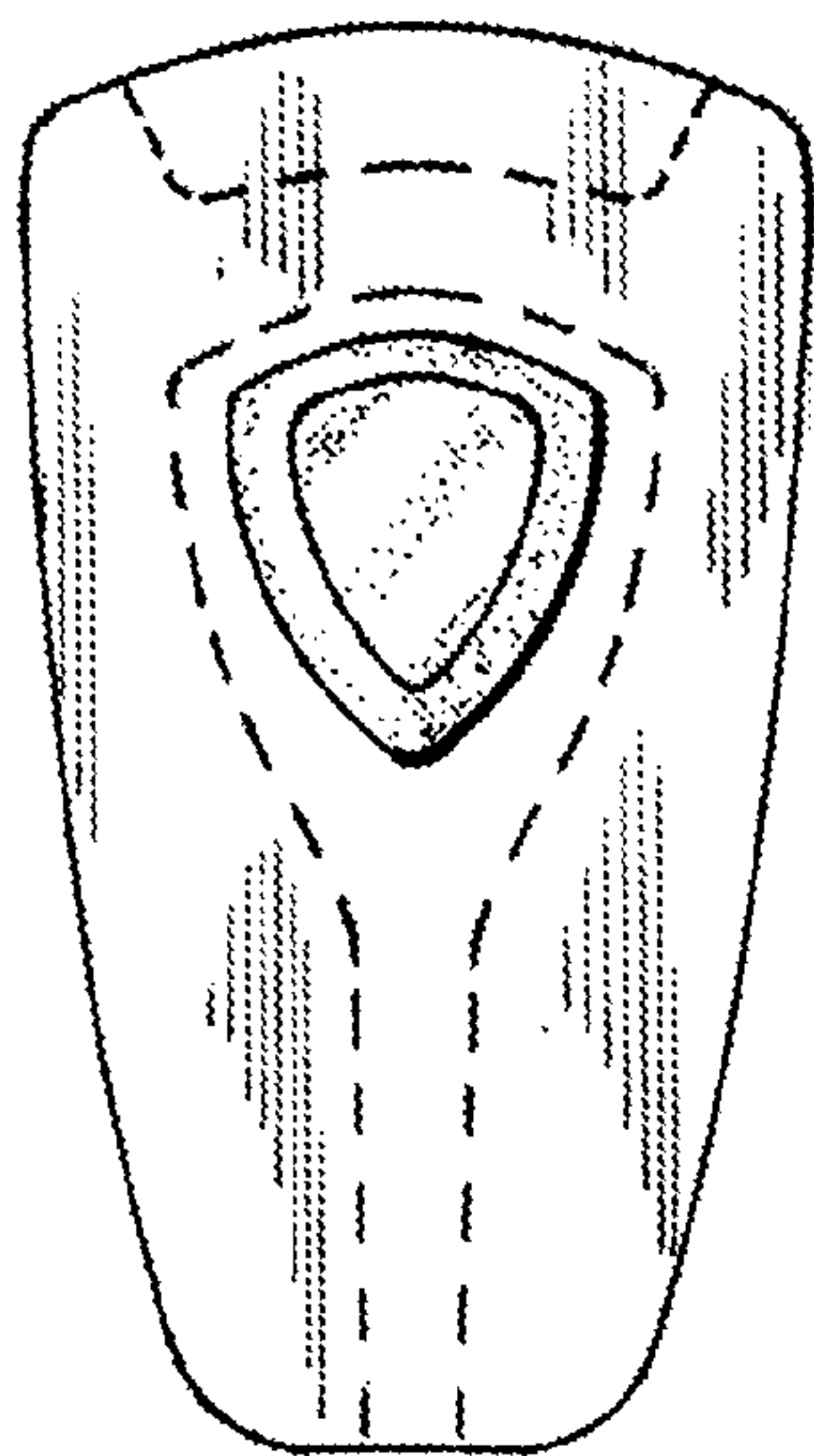


Fig. 2.

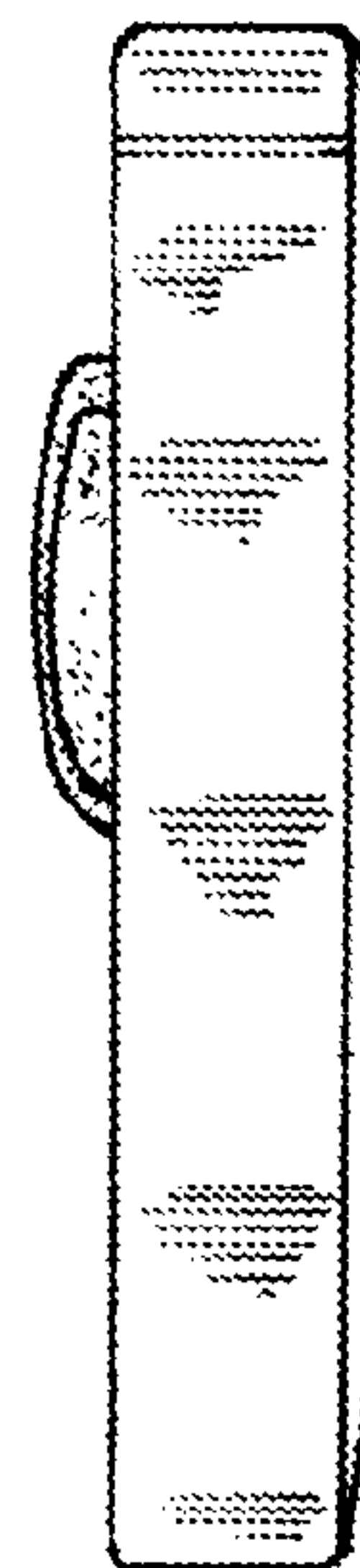


Fig. 3.




Fig. 4.

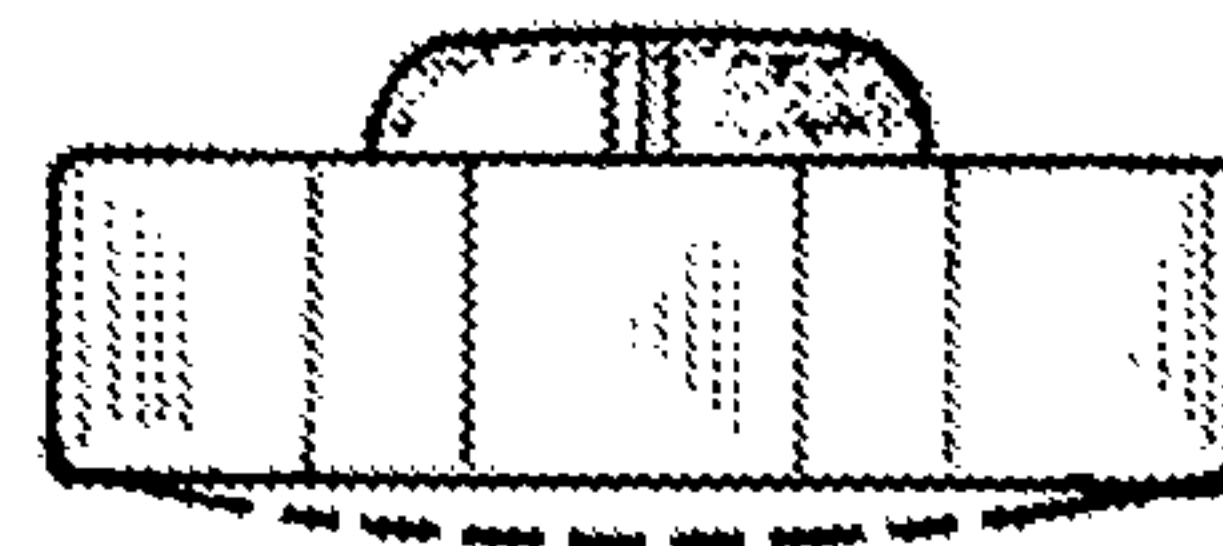


Fig. 5.