

US00D581093S

(12) **United States Design Patent**
Smith

(10) **Patent No.:** **US D581,093 S**

(45) **Date of Patent:** **** Nov. 18, 2008**

(54) **CIGARETTE LIGHTER**

D550,897 S * 9/2007 Smith D27/159

(76) Inventor: **Andrew Smith**, 32 Shore Rd., Pascoag,
RI (US) 02859

* cited by examiner

Primary Examiner—Jennifer Rivard
(74) *Attorney, Agent, or Firm*—Francis Marino

(**) Term: **14 Years**

(21) Appl. No.: **29/319,142**

(57) **CLAIM**

(22) Filed: **Jun. 4, 2008**

The ornamental design for a cigarette lighter, as shown and described.

(51) **LOC (8) Cl.** **27-05**

(52) **U.S. Cl.** **D27/141; D27/157**

(58) **Field of Classification Search** D27/141–161;
431/253–256, 273–277, 129, 143, 153
See application file for complete search history.

DESCRIPTION

FIG. 1 is a perspective view of a cigarette lighter according to my new design;

FIG. 2 is a right side view of the lighter of FIG. 1 (the left side view being a mirror image thereof);

FIG. 3 is a front view of the lighter of FIG. 1;

FIG. 4 is a rear view of the lighter of FIG. 1;

FIG. 5 is a bottom view of the lighter of FIG. 1; and,

FIG. 6 is a top view of the lighter of FIG. 1.

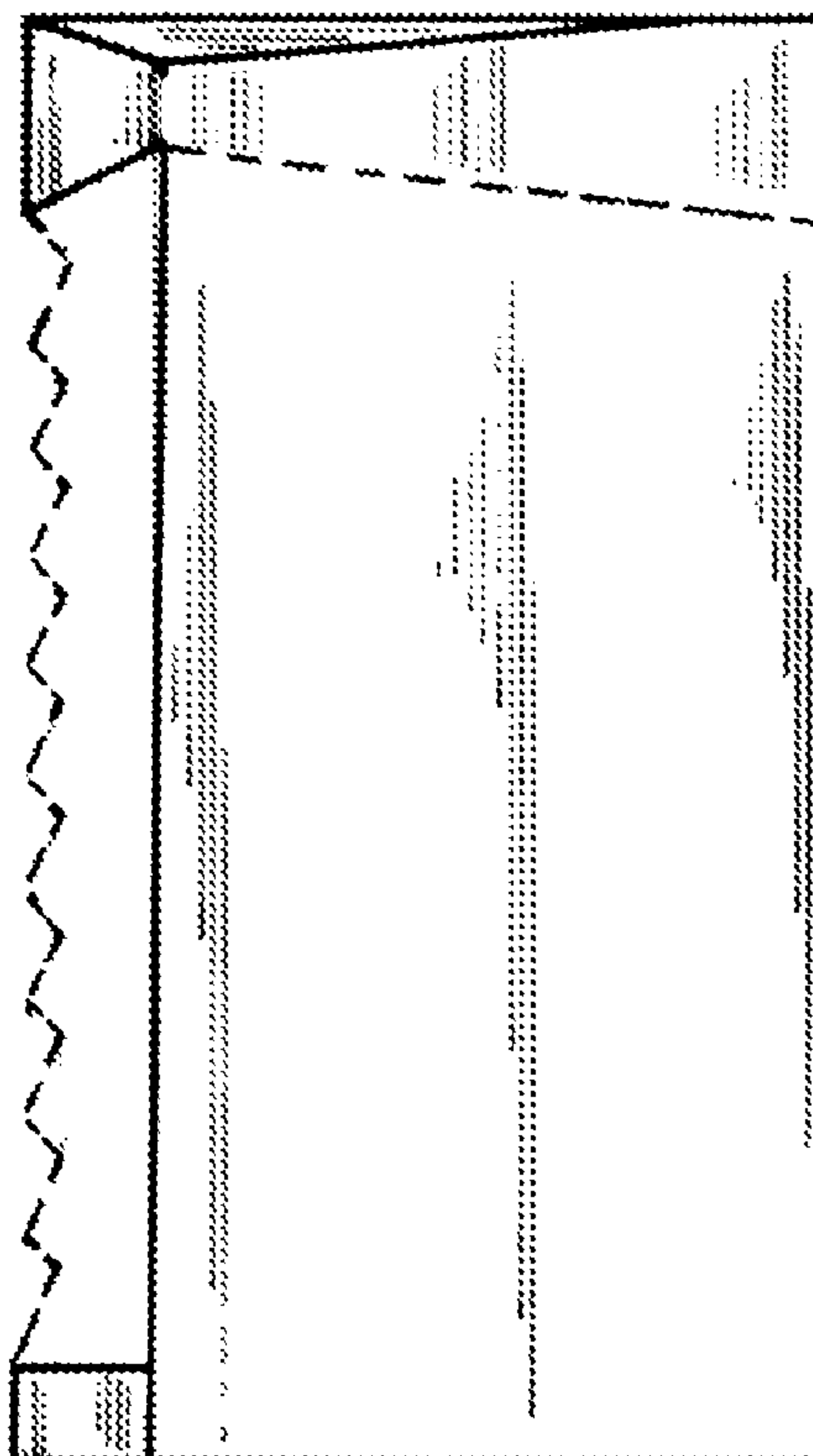
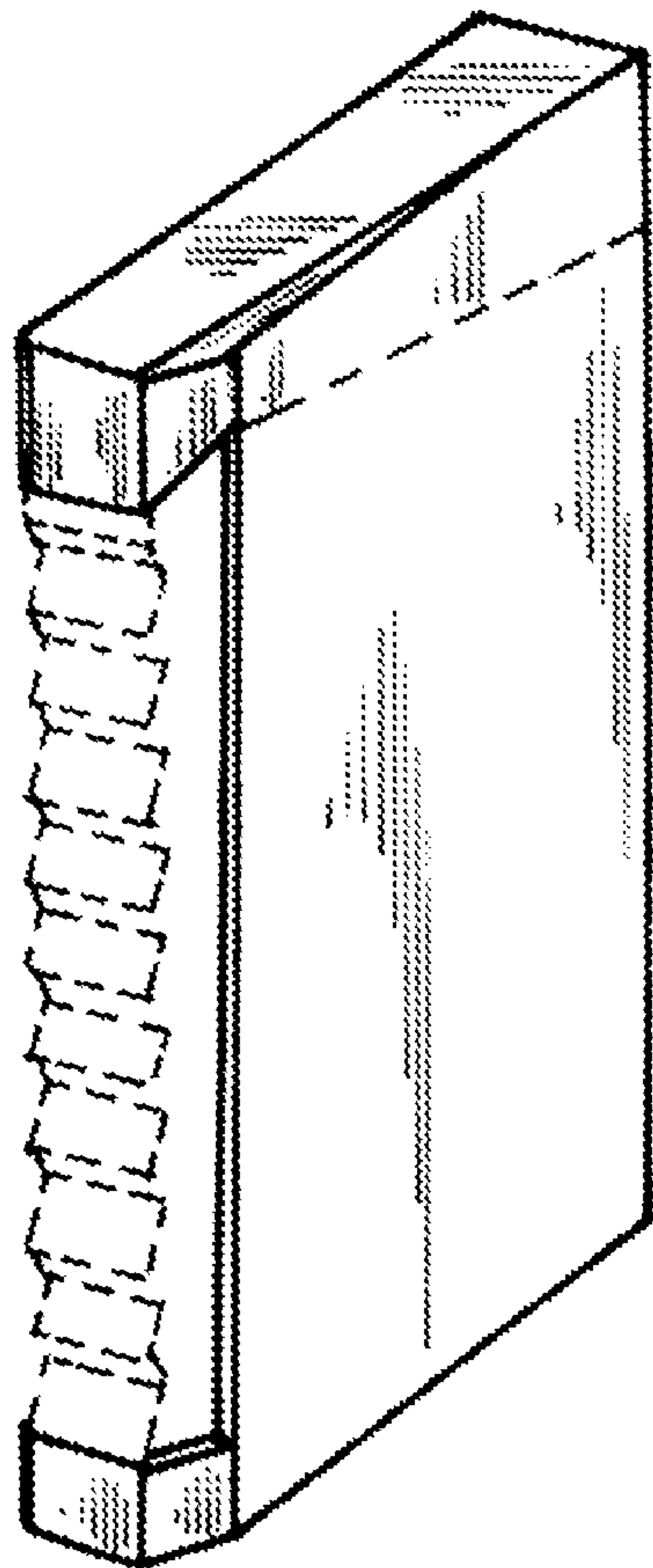
The broken lines are included for the purpose of illustrating portions of the article and form no part of the claimed design.

(56) **References Cited**

U.S. PATENT DOCUMENTS

D217,282 S *	4/1970	Quercia	D27/157
D337,853 S *	7/1993	Bruzzi	D27/159
D343,472 S *	1/1994	Kang	D27/154
D447,275 S *	8/2001	Coquerel	D27/158
D498,330 S *	11/2004	Koike	D27/157
D501,951 S *	2/2005	Aronson et al.	D27/154
D507,375 S *	7/2005	Lin	D27/148
D536,480 S *	2/2007	Park	D27/143

1 Claim, 1 Drawing Sheet



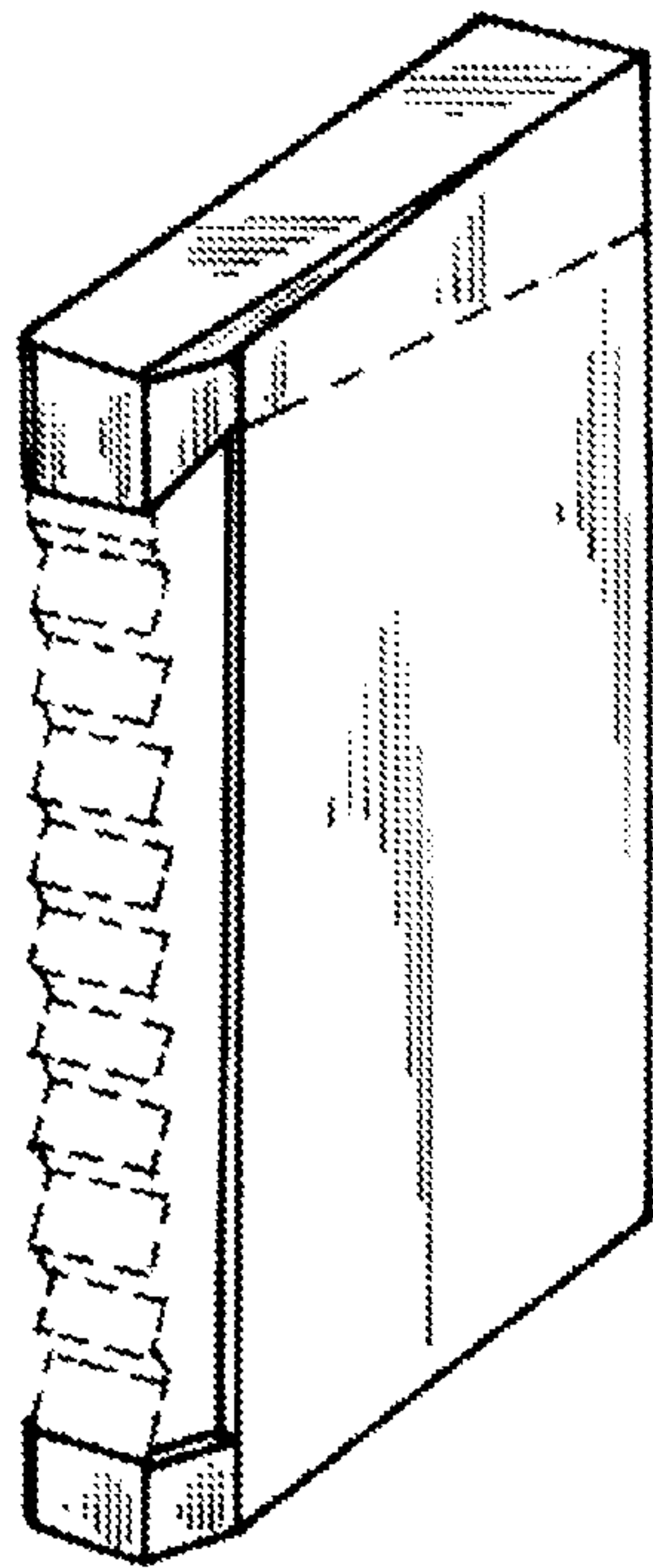


Fig. 1.

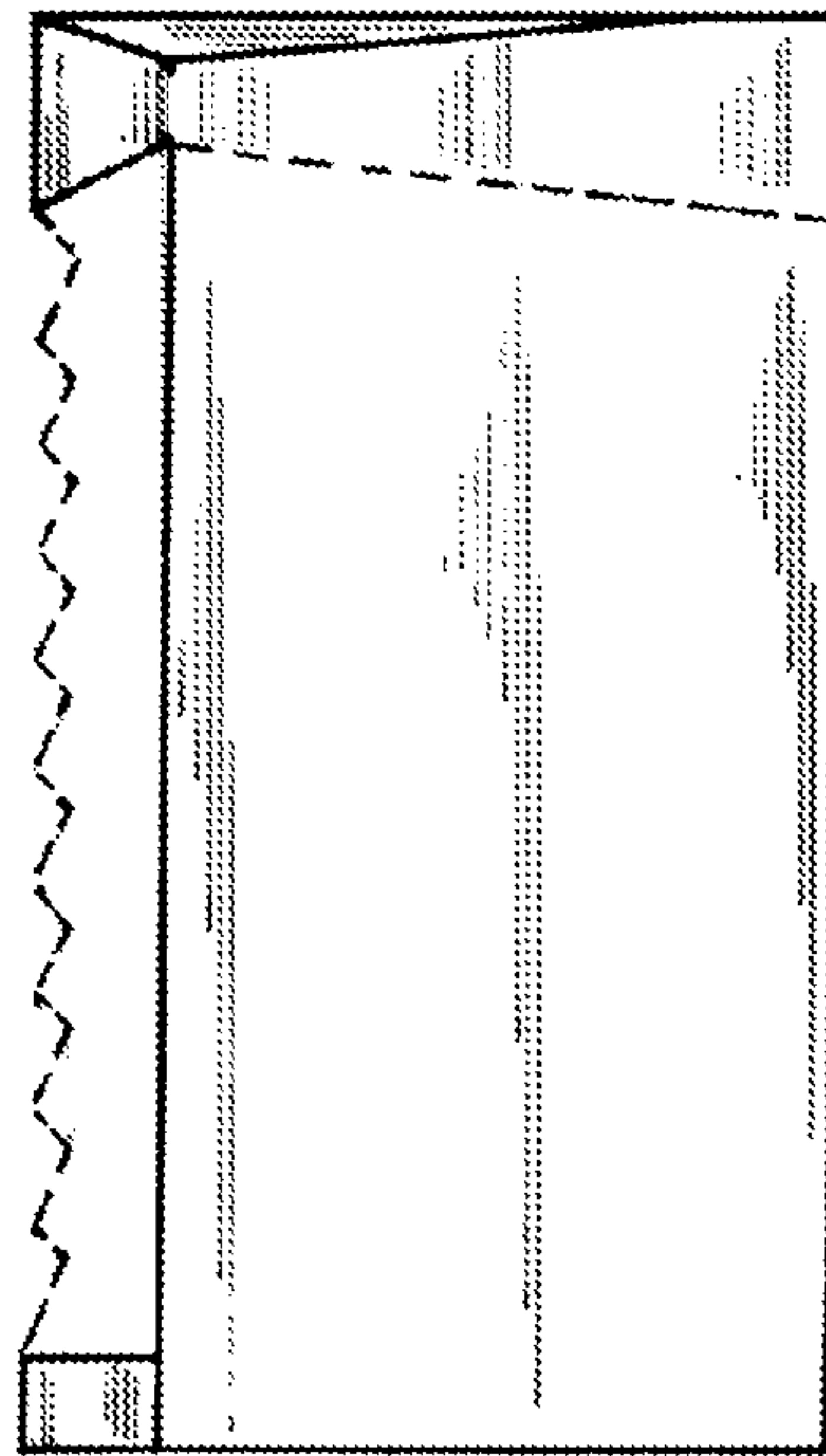


Fig. 2.

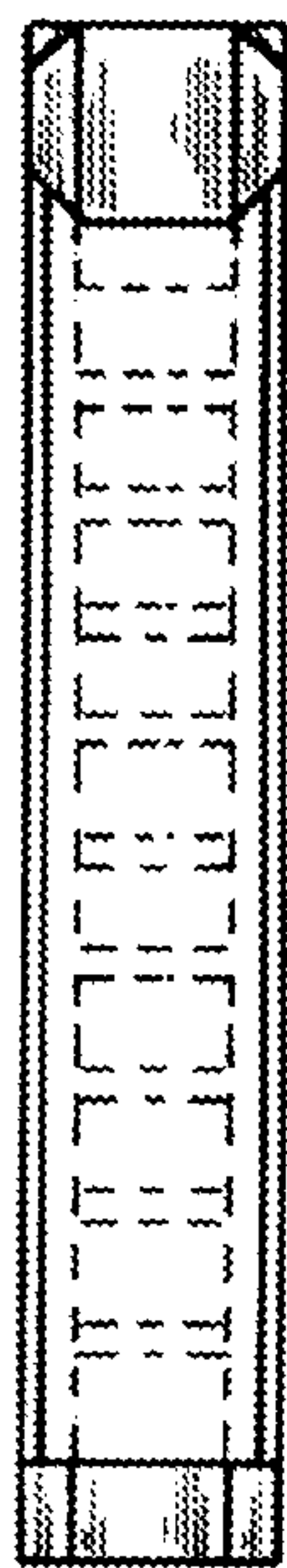


Fig. 3.




Fig. 4.



Fig. 5.




Fig. 6.