



US00D581079S

(12) **United States Design Patent**
Mier-Langner

(10) **Patent No.:** **US D581,079 S**

(45) **Date of Patent:** **** Nov. 18, 2008**

(54) **LED LUMINAIRE**

(75) Inventor: **Alejandro Mier-Langner**, Providence,
RI (US)

(73) Assignee: **Genlyte Thomas Group LLC**,
Louisville, KY (US)

(**) Term: **14 Years**

(21) Appl. No.: **29/317,601**

(22) Filed: **May 2, 2008**

(51) **LOC (8) Cl.** **26-05**

(52) **U.S. Cl.** **D26/72; D26/76**

(58) **Field of Classification Search** D26/1,
D26/2, 24, 76-78, 80, 86, 37, 72; D13/182;
362/100, 127, 133, 240, 605, 612, 613, 640,
362/646, 648

See application file for complete search history.

(56) **References Cited**

U.S. PATENT DOCUMENTS

D123,887 S *	12/1940	Koehler	D26/24
D125,468 S *	2/1941	Dreyfuss	D26/24
2,523,581 A *	9/1950	Margolis	D26/76
D311,596 S *	10/1990	Herst et al.	D26/85
D415,304 S *	10/1999	Brown	D26/87
D449,402 S *	10/2001	Echito	D26/76
D464,162 S *	10/2002	Segretto	D26/85

D469,560 S *	1/2003	Nayler et al.	D26/78
D567,425 S *	4/2008	Yates	D26/76
2002/0018342 A1 *	2/2002	Shemitz et al.	362/132
2007/0121314 A1 *	5/2007	Sanborn et al.	362/133

* cited by examiner

Primary Examiner—Clare E Heflin

(74) *Attorney, Agent, or Firm*—John F. Salazar; Middleton
Reutlinger

(57) **CLAIM**

The ornamental design for an LED luminaire, as shown and
described.

DESCRIPTION

FIG. 1 is a lower perspective view of the LED luminaire of the
present invention;

FIG. 2 is a bottom view of the design of the present invention;

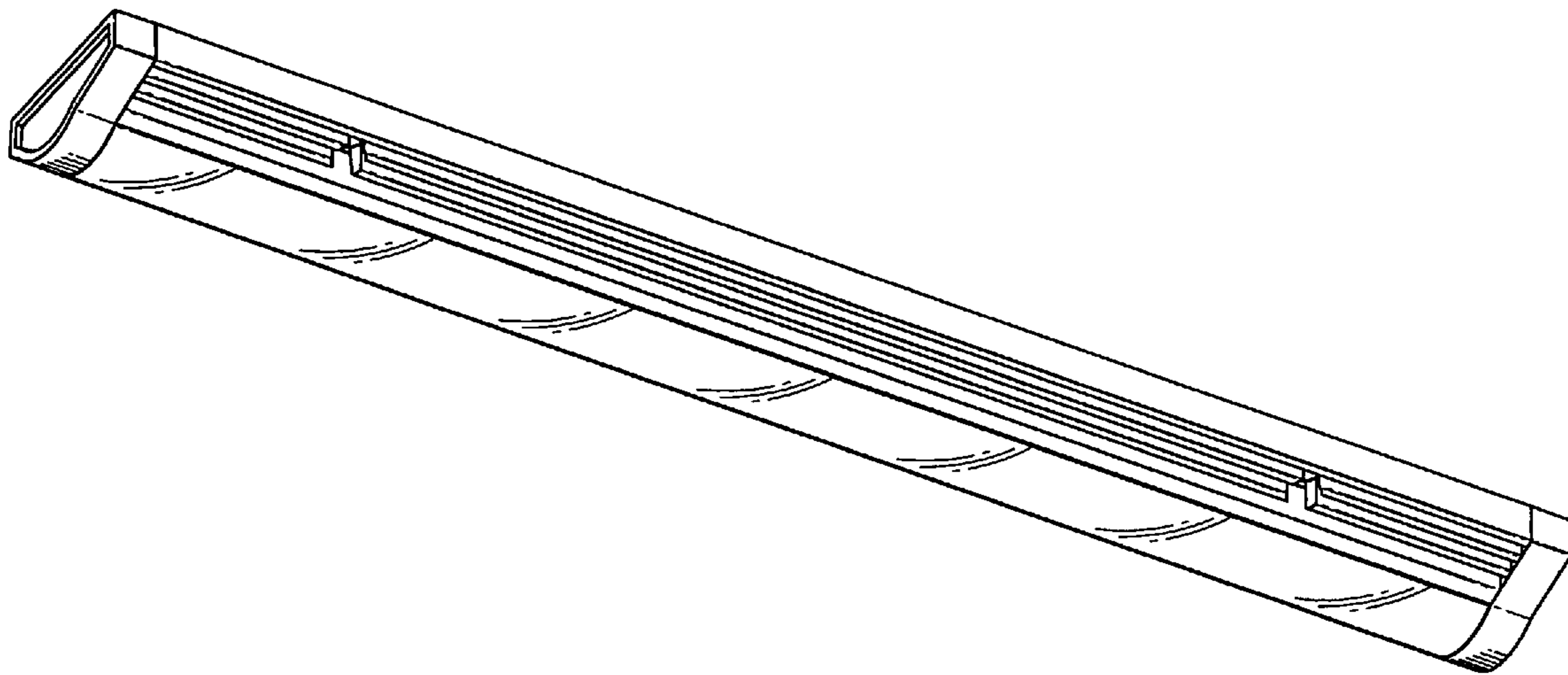
FIG. 3 is a front view of the design of the present invention;

FIG. 4 is a rear view of the design of the present invention;
and,

FIG. 5 is an enlarged right side view of the design of the
present invention; the left side view of the design is a mirror
image of the view shown in FIG. 5 and is not shown.

The broken lines shown on FIG. 2 are for illustrative purposes
only and form no part of the claimed design.

1 Claim, 4 Drawing Sheets



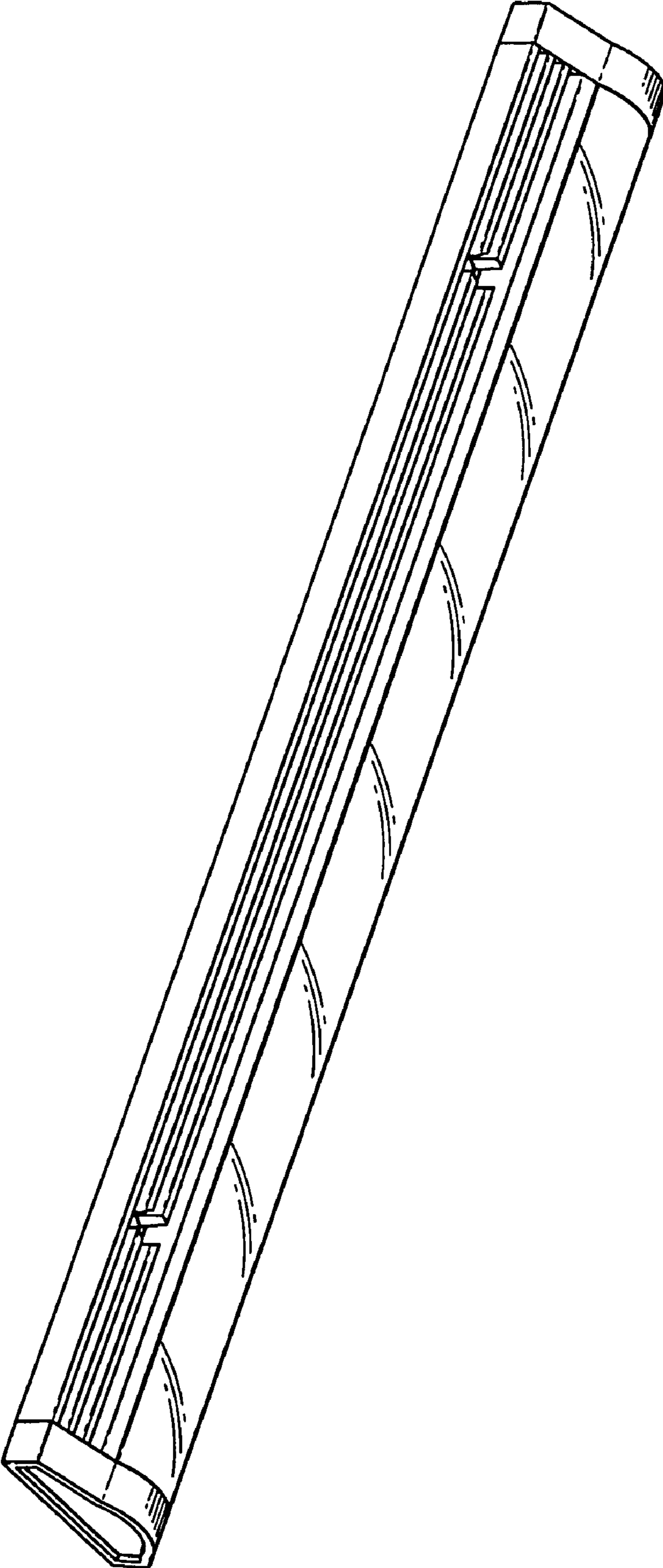


FIG. 1




FIG. 2

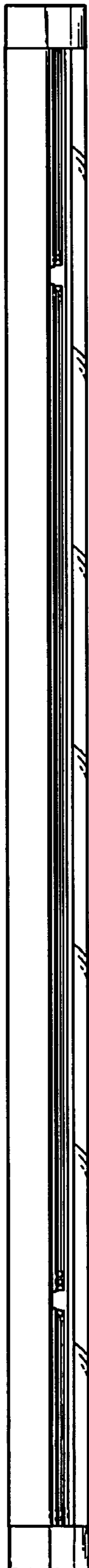


FIG. 3



FIG. 4

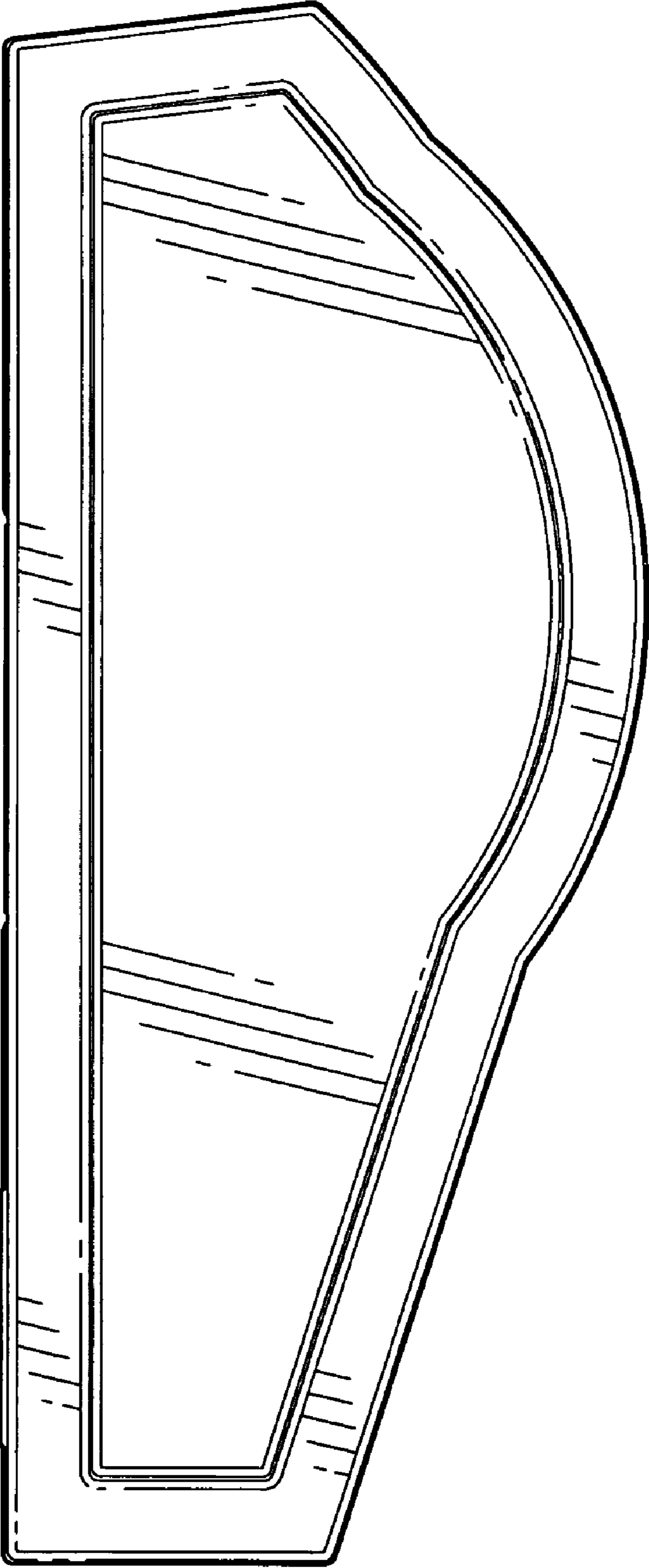


FIG. 5