



US00D581078S

(12) **United States Design Patent**
Mier-Langner

(10) **Patent No.:** **US D581,078 S**

(45) **Date of Patent:** **** Nov. 18, 2008**

(54) **LED LUMINAIRE**

2005/0141219 A1* 6/2005 Skegin 362/240
2007/0121314 A1* 5/2007 Sanborn et al. 362/133

(75) Inventor: **Alejandro Mier-Langner**, Providence,
RI (US)

* cited by examiner

(73) Assignee: **Genlyte Thomas Group LLC**,
Louisville, KY (US)

Primary Examiner—Clare E Heflin

(74) *Attorney, Agent, or Firm*—John F. Salazar; Middleton
Reutlinger

(**) Term: **14 Years**

(57) **CLAIM**

(21) Appl. No.: **29/317,597**

The ornamental design for an LED luminaire, as shown and
described.

(22) Filed: **May 2, 2008**

(51) **LOC (8) Cl.** **26-05**

(52) **U.S. Cl.** **D26/72**

(58) **Field of Classification Search** D26/1,
D26/2, 24, 76–78, 80, 86, 37, 72; D13/182;
362/100, 127, 133, 240, 605, 612, 613, 640,
362/646, 648

See application file for complete search history.

DESCRIPTION

FIG. 1 is a lower perspective view of the LED luminaire of the
present invention;

FIG. 2 is a bottom view of the design of the present invention;

FIG. 3 is a left side view of the design of the present invention;

FIG. 4 is a right side view of the design of the present inven-
tion;

FIG. 5 is a front view of the design of the present invention;
and,

FIG. 6 is a rear view of the design of the present invention.

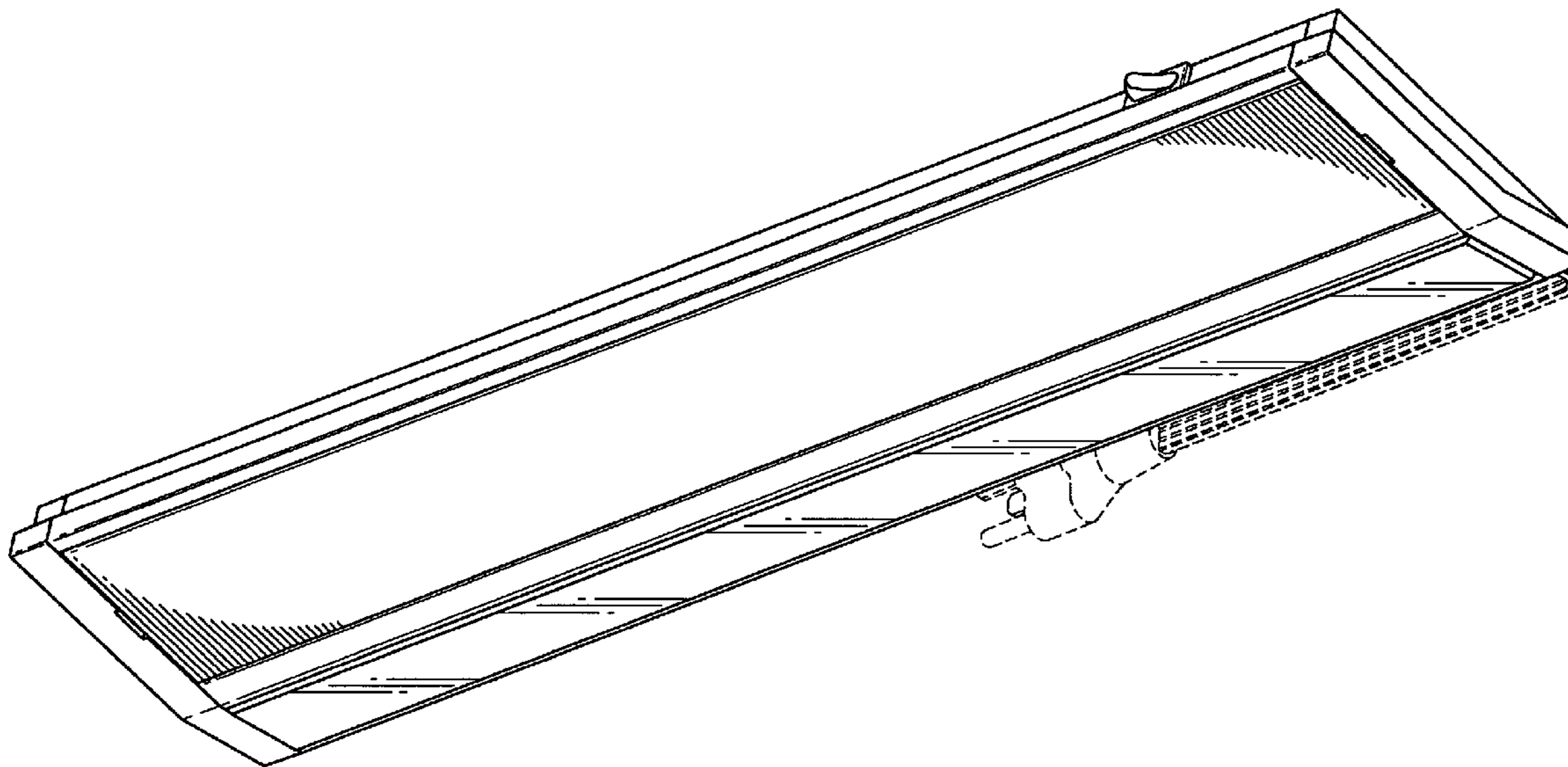
The broken lines showing environmental structure are for
illustrative purposes only and form no part of the claimed
design.

(56) **References Cited**

U.S. PATENT DOCUMENTS

D183,068 S *	6/1958	Spaulding et al.	D26/24
D286,916 S *	11/1986	Worrell	D26/72
D337,844 S *	7/1993	Poirier	D26/76
D415,304 S *	10/1999	Brown	D26/87
6,565,234 B1 *	5/2003	Skegin et al.	362/294
7,384,170 B2 *	6/2008	Skegin	362/240

1 Claim, 4 Drawing Sheets



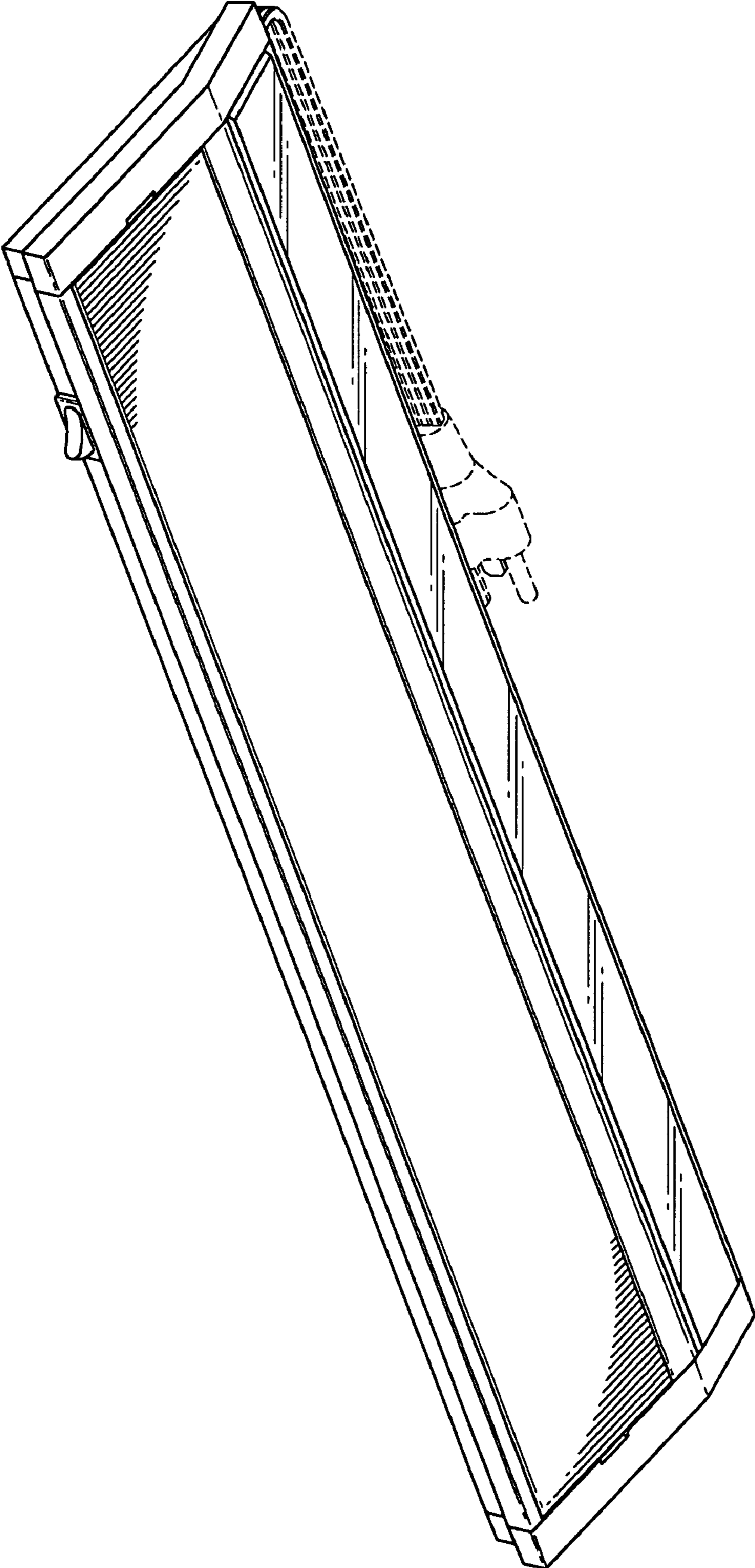


FIG. 1

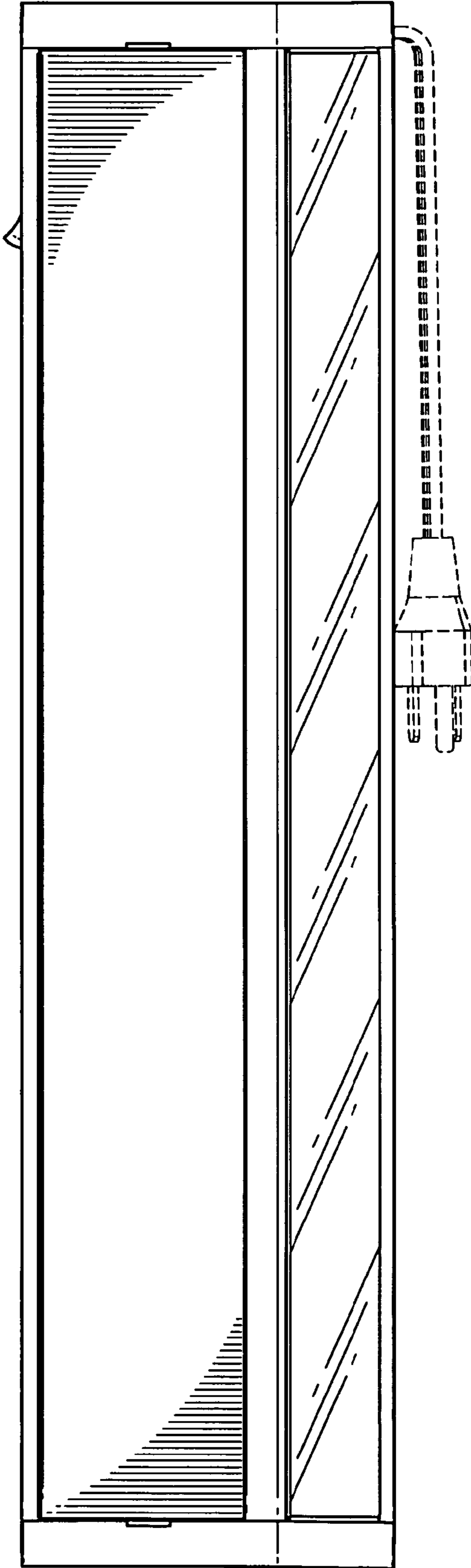


FIG. 2

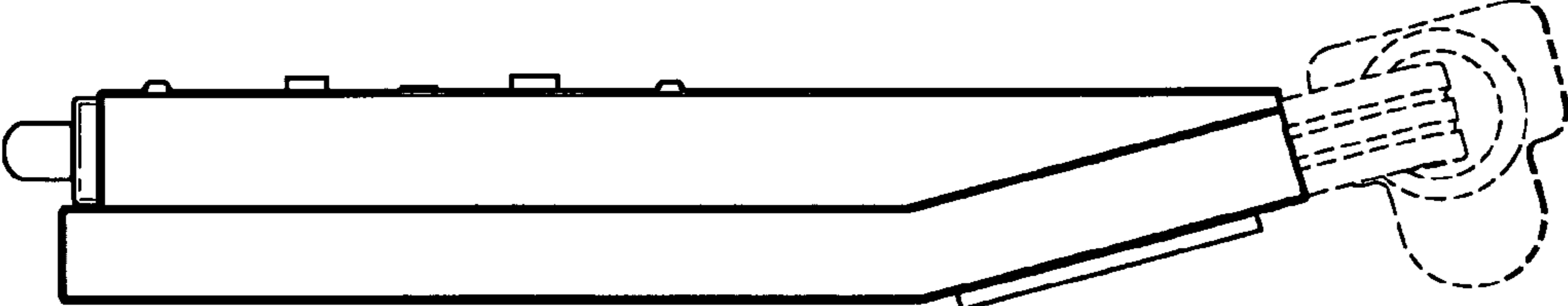


FIG. 4




FIG. 3

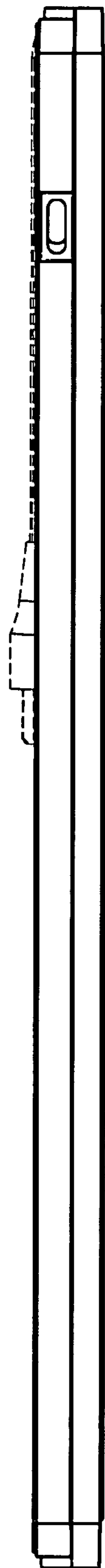


FIG. 5

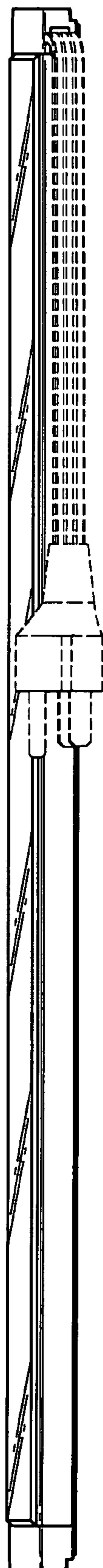


FIG. 6