



US00D581067S

(12) **United States Design Patent**  
**Terui**

(10) **Patent No.:** **US D581,067 S**

(45) **Date of Patent:** **\*\* Nov. 18, 2008**

(54) **REAR COMBINATION LAMP FOR AN  
AUTOMOBILE**

D553,269 S \* 10/2007 Pfeiffer et al. .... D26/28  
D560,292 S \* 1/2008 Sato ..... D26/28  
D561,357 S \* 2/2008 Leclercq ..... D26/28  
D565,211 S \* 3/2008 Haller et al. .... D26/28

(75) Inventor: **Yuji Terui**, Wako (JP)

\* cited by examiner

(73) Assignee: **Honda Motor Co., Ltd.**, Tokyo (JP)

*Primary Examiner*—Marcus A. Jackson

(\*\*) Term: **14 Years**

(74) *Attorney, Agent, or Firm*—Westerman, Hattori, Daniels & Adrian, LLP.

(21) Appl. No.: **29/300,087**

(22) Filed: **Feb. 20, 2008**

(57) **CLAIM**

(30) **Foreign Application Priority Data**

Aug. 22, 2007 (JP) ..... 2007-022682

The ornamental design for a rear combination lamp for an automobile, as shown and described.

(51) **LOC (8) Cl.** ..... **26-06**

**DESCRIPTION**

(52) **U.S. Cl.** ..... **D26/28**

FIG. 1 is a perspective view of a rear combination lamp for an automobile, showing our new design;

(58) **Field of Classification Search** ..... D26/28-36;

FIG. 2 is a front elevation view thereof;

362/459-468, 475-478, 485-487

FIG. 3 is a top plan view thereof; and,

See application file for complete search history.

FIG. 4 is a right side elevation view thereof.

(56) **References Cited**

The broken lines are for illustrative purposes only and form no part of the claimed design.

**U.S. PATENT DOCUMENTS**

D552,769 S \* 10/2007 Leclercq ..... D26/28

**1 Claim, 2 Drawing Sheets**

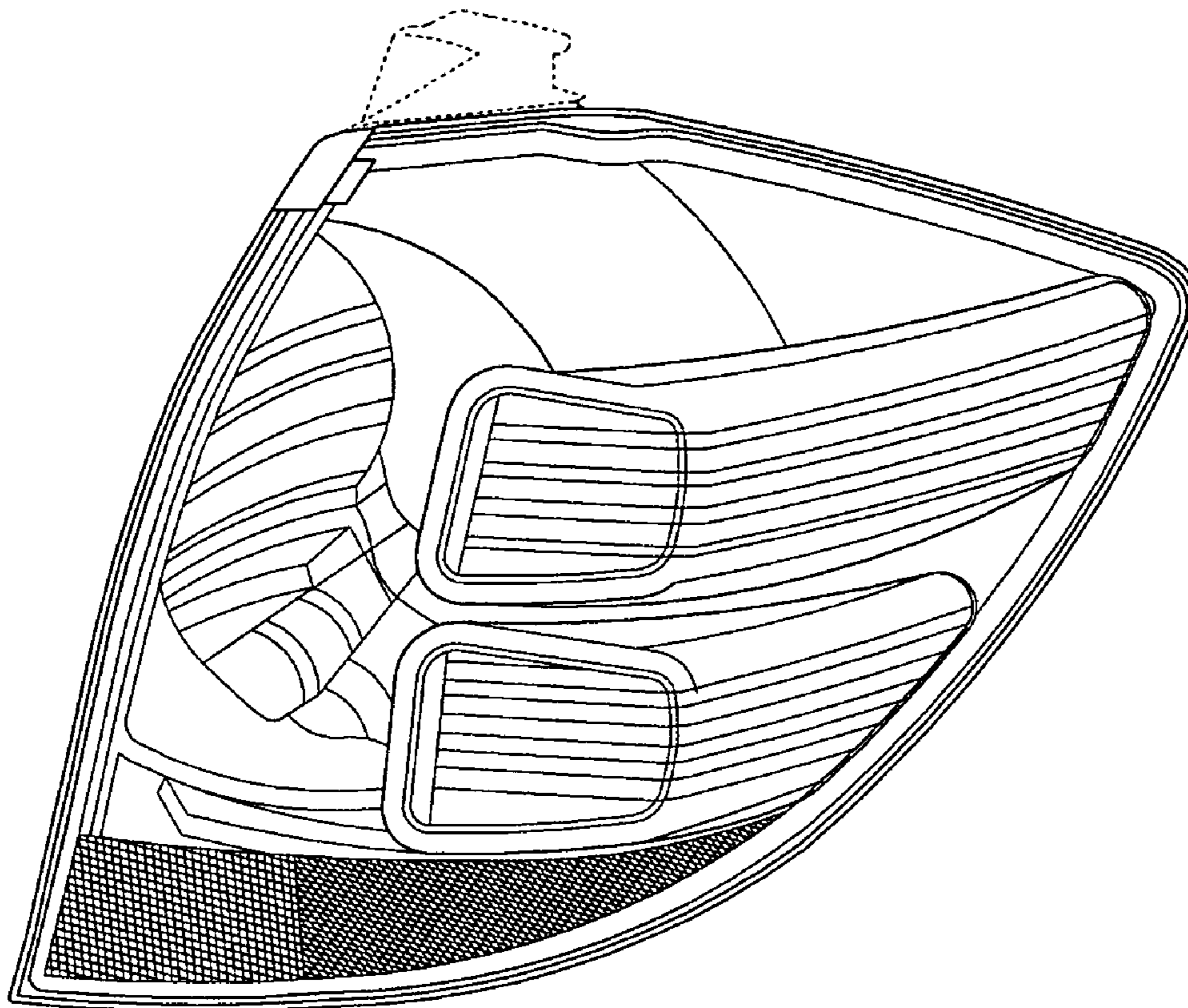


FIG. 1

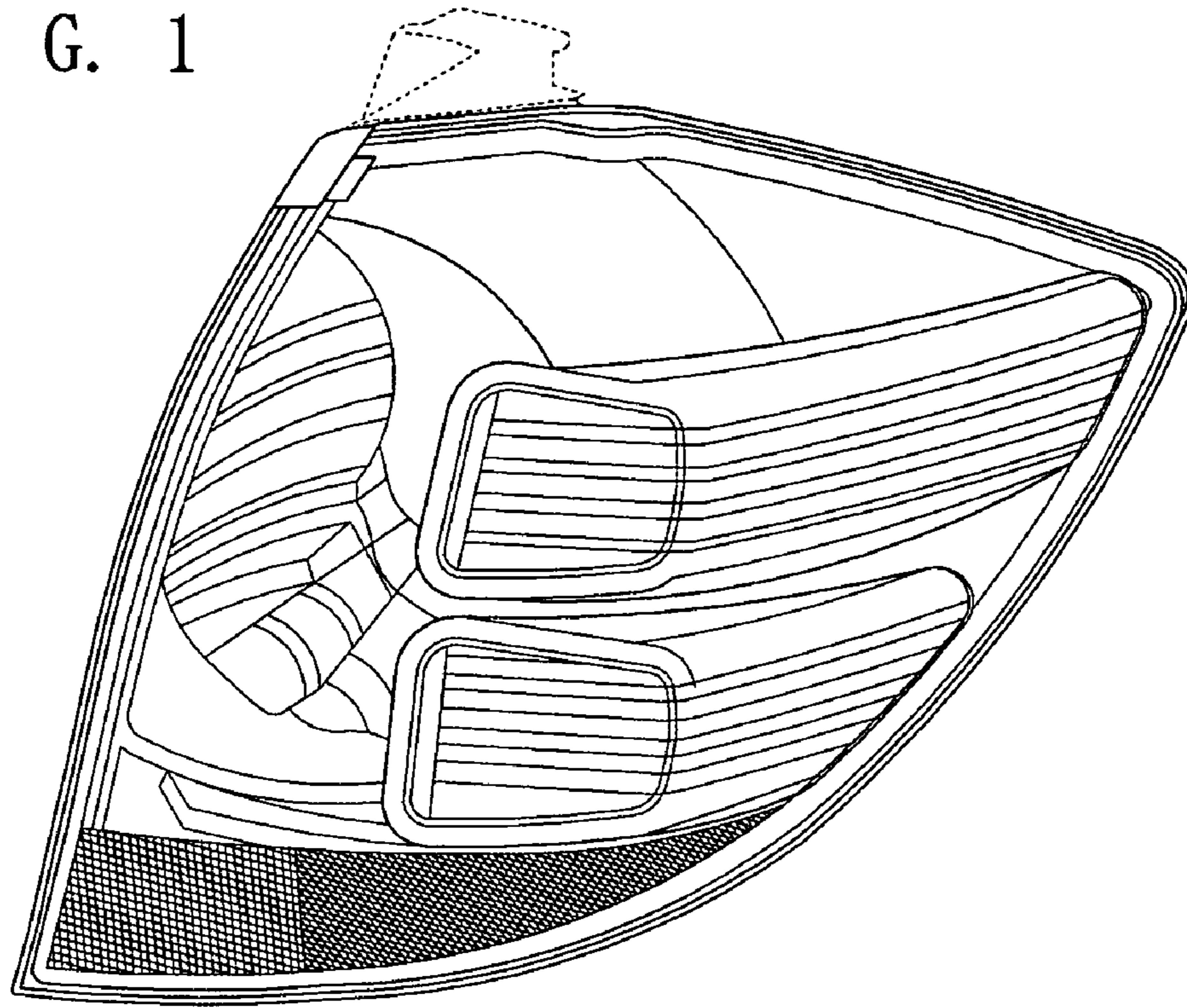
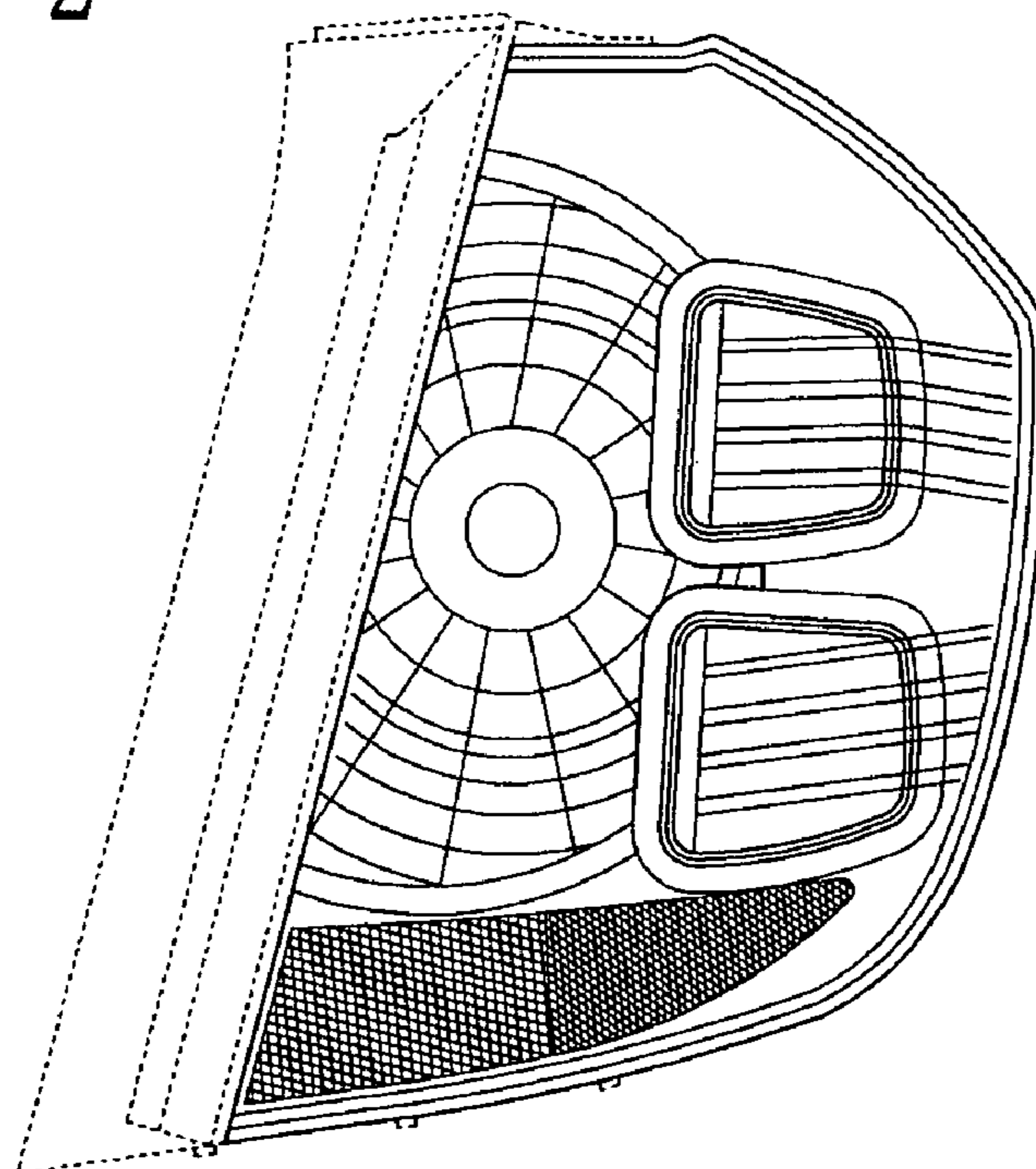
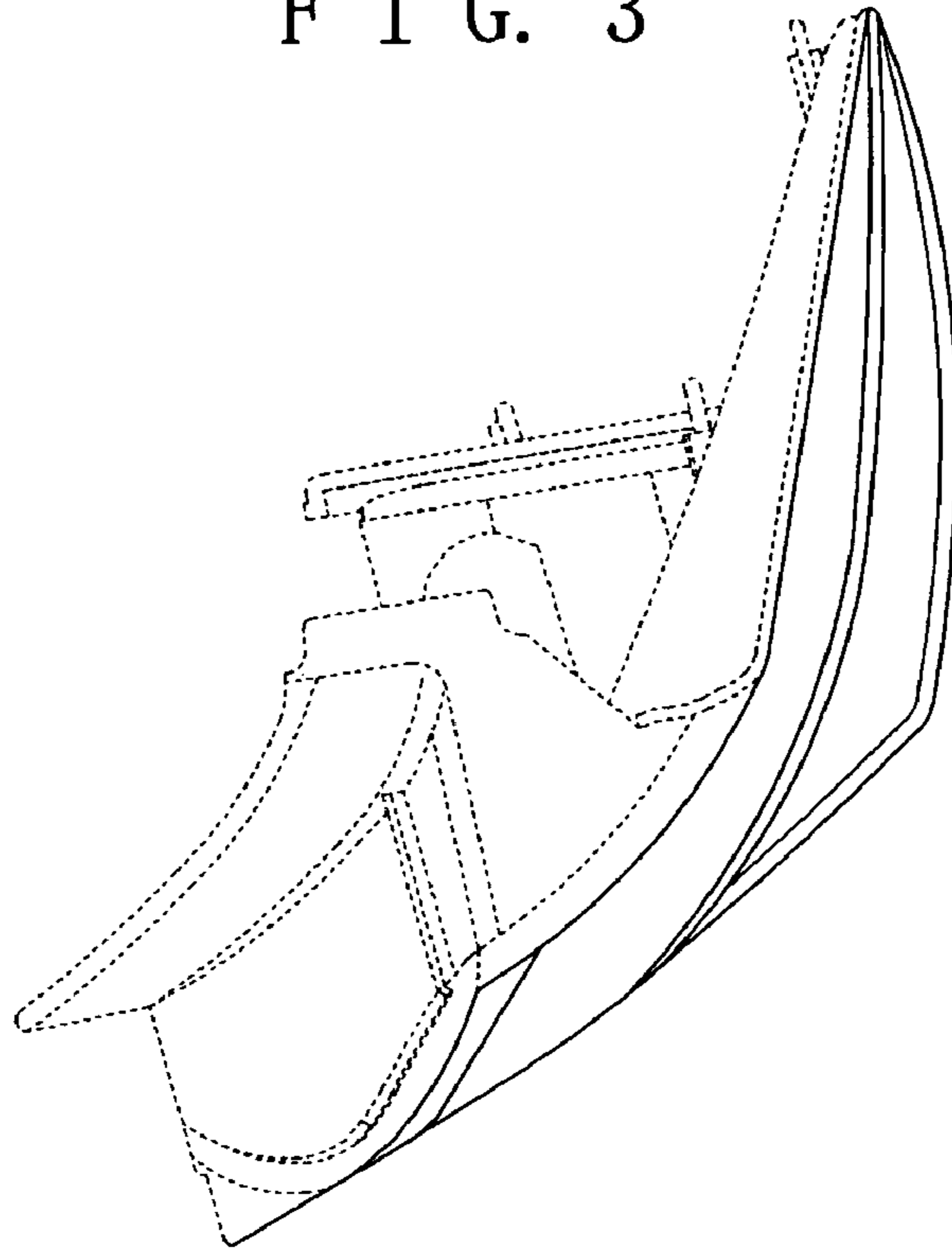


FIG. 2



F I G. 3



F I G. 4

