

US00D581063S

(12) **United States Design Patent**
Kawagoe et al.

(10) **Patent No.:** **US D581,063 S**

(45) **Date of Patent:** **** Nov. 18, 2008**

(54) **FILAMENT FOR LAMP**

(75) Inventors: **Shinya Kawagoe**, Kadoma (JP);
Naotaka Hashimoto, Kadoma (JP);
Toshiyasu Kojima, Kadoma (JP); **Taku Ikeda**, Kadoma (JP)

(73) Assignee: **Panasonic Corporation**, Osaka (JP)

(**) Term: **14 Years**

(21) Appl. No.: **29/289,001**

(22) Filed: **Jun. 29, 2007**

(30) **Foreign Application Priority Data**

Mar. 2, 2007 (JP) 2007-005364
Mar. 2, 2007 (JP) 2007-005365

(51) **LOC (8) Cl.** **26-04**

(52) **U.S. Cl.** **D26/2**

(58) **Field of Classification Search** D26/1-4,
D26/113; 313/9, 37-38, 578-580, 264, 271-279,
313/316, 333; 315/46, 49, 64, 66-69
See application file for complete search history.

(56) **References Cited**

U.S. PATENT DOCUMENTS

D15,685 S * 1/1885 Hurdle D26/2
D15,839 S * 2/1885 Slattery D26/2
D32,396 S * 3/1900 Husselman D26/2
2,880,352 A * 3/1959 Hart 313/279
3,416,024 A * 12/1968 Young 313/273
3,777,207 A * 12/1973 Notelteirs et al. 313/578
5,252,888 A * 10/1993 Topel et al. 313/318.01

D392,057 S * 3/1998 Chen D26/2
D395,714 S * 6/1998 Murata D26/2
D395,716 S 6/1998 Murata
D410,554 S * 6/1999 Guyton D26/2
D450,860 S * 11/2001 Moriyama et al. D26/2
D512,788 S * 12/2005 Komiya et al. D26/2
D520,150 S 5/2006 Komiya et al.

FOREIGN PATENT DOCUMENTS

JP D1067839 2/2000
JP D1119354 8/2001
JP D1129862 12/2001
JP D1225823 12/2004

* cited by examiner

Primary Examiner—Charles A. Rademaker

Assistant Examiner—Dana L Sipos

(74) *Attorney, Agent, or Firm*—Brinks Hofer Gilson & Lione

(57) **CLAIM**

We claim the ornamental design for a filament for lamp, as shown and described.

DESCRIPTION

FIG. 1 is a top, front, right side perspective view of a filament for lamp showing our new design;

FIG. 2 is a front elevation view thereof;

FIG. 3 is a rear elevation view thereof;

FIG. 4 is a left side elevation view thereof;

FIG. 5 is a right side elevation view thereof;

FIG. 6 is a top plan view thereof; and,

FIG. 7 is a bottom plan view thereof.

1 Claim, 7 Drawing Sheets




FIG. 1




FIG. 2




FIG. 3




FIG. 4




FIG. 5




FIG. 6

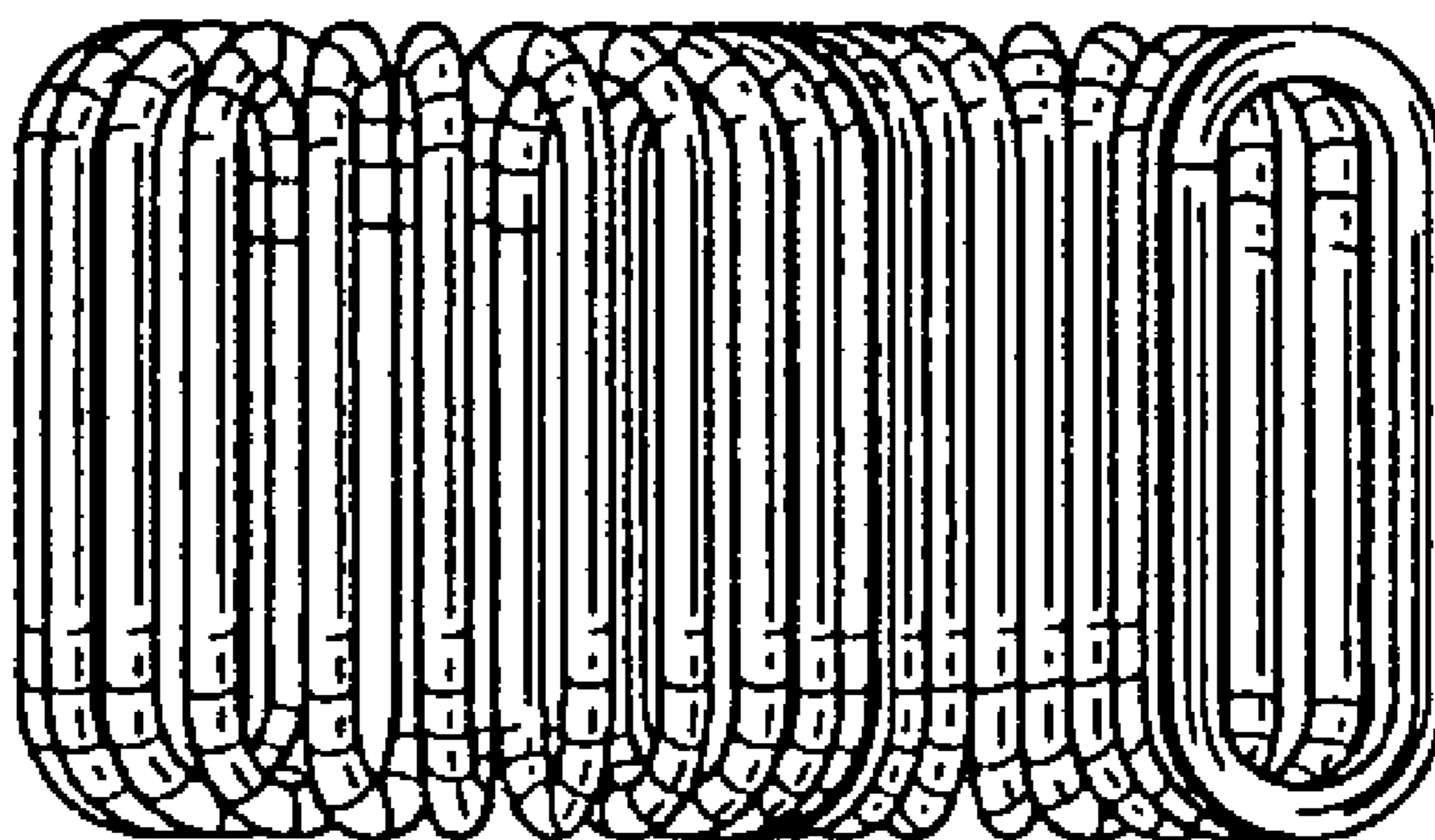


FIG. 7

