



US00D581057S

(12) **United States Design Patent**  
**Lin et al.**

(10) **Patent No.:** **US D581,057 S**  
(45) **Date of Patent:** **\*\* Nov. 18, 2008**

(54) **ANKLE SUPPORT**

(75) Inventors: **Eve Lin**, Tainan Hsien (TW); **Eric D. Bybee**, Merrimac, WI (US); **Brett Mueller**, Middleton, WI (US)

(73) Assignee: **Mueller Sports Medicine, Inc.**, Prairie Du Sac, WI (US)

(\*\*) Term: **14 Years**

(21) Appl. No.: **29/304,275**

(22) Filed: **Feb. 28, 2008**

(51) **LOC (8) Cl.** ..... **24-01**

(52) **U.S. Cl.** ..... **D24/192**

(58) **Field of Classification Search** ..... D24/190,  
D24/192; 602/5, 23, 27, 60-66; 128/DIG. 15,  
128/892-894, 898; D2/896, 901, 915, 980-994;  
36/89; 2/61, 239, 242, 409; 66/172 R, 172 E,  
66/190

See application file for complete search history.

(56) **References Cited**

**U.S. PATENT DOCUMENTS**

560,831	A *	5/1896	Barroll	.....	2/242
2,961,714	A *	11/1960	Murray	.....	264/223
4,762,123	A *	8/1988	Dedo	.....	128/898
5,185,000	A *	2/1993	Brandt et al.	.....	602/63
D374,764	S *	10/1996	Penn	.....	D2/980
5,620,413	A *	4/1997	Olson	.....	602/65
5,720,715	A *	2/1998	Eriksson	.....	602/65
5,749,100	A *	5/1998	Rosenberg	.....	2/239

6,142,967	A *	11/2000	Couch	.....	602/66
6,311,334	B1 *	11/2001	Reinhardt et al.	.....	2/239
6,371,933	B1 *	4/2002	Gardon-Mollard	.....	602/62
D487,842	S *	3/2004	Booker, III	.....	D2/980
7,107,626	B1 *	9/2006	Andrews	.....	2/239
D548,951	S *	8/2007	Paulin	.....	D2/980
2005/0107728	A1 *	5/2005	Vetters et al.	.....	602/23

\* cited by examiner

*Primary Examiner*—Robert M Spear

*Assistant Examiner*—Susan E Krakower

(74) *Attorney, Agent, or Firm*—Rick L. Abegglen

(57) **CLAIM**

We claim the ornamental design for an ankle support, as shown and described.

**DESCRIPTION**

FIG. 1 is a front elevational view of an ankle support showing our new design;

FIG. 2 is a right side elevational view thereof;

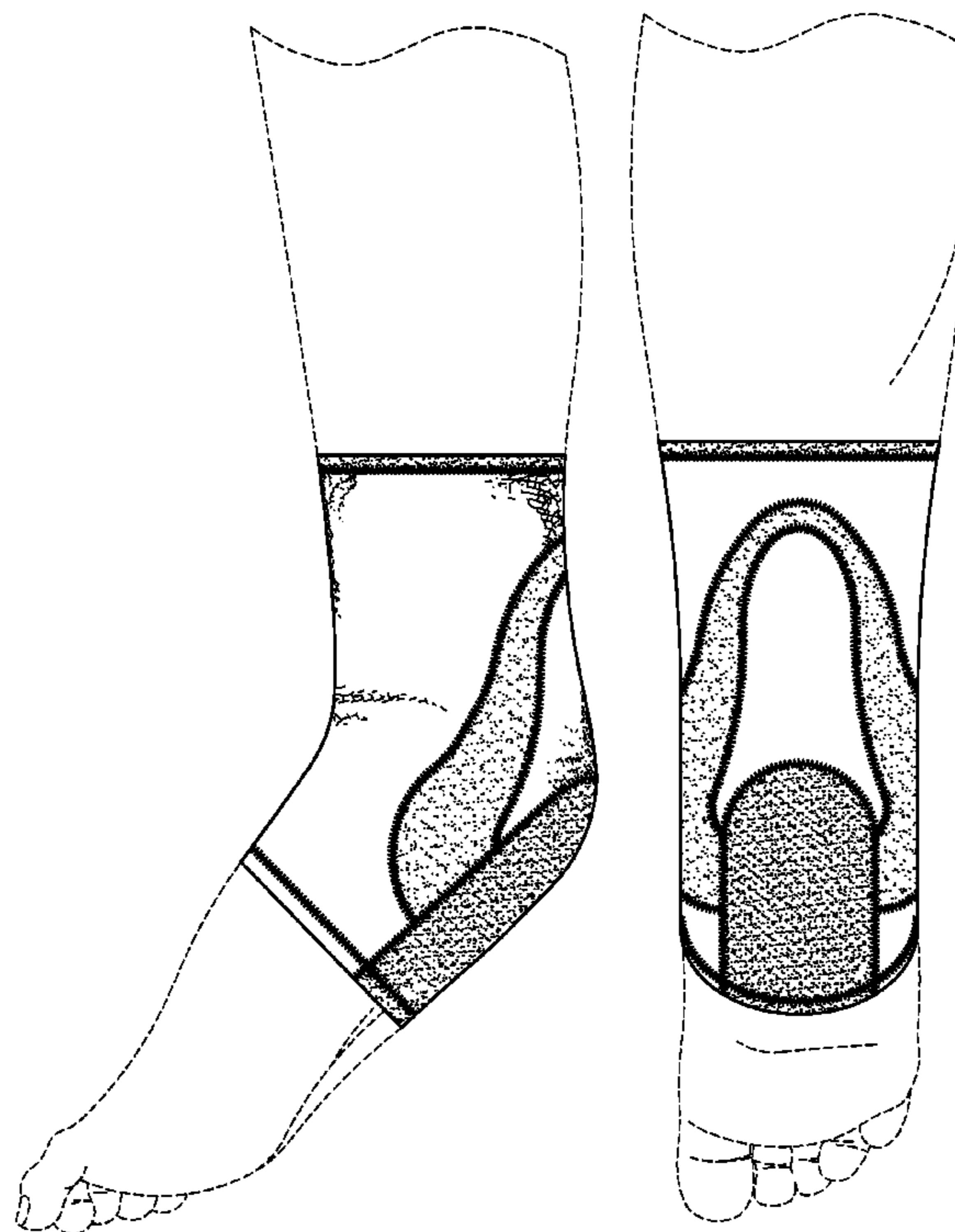
FIG. 3 is a left side elevational view thereof; and,

FIG. 4 is a back elevational view thereof.

The surface treatments consisting of the light and heavy stippling and broken hatched lines are understood to extend uniformly across the indicated structure of which they are applied.

The broken lines showing a foot and leg portion illustrate environmental structure and form no part of the claimed design.

**1 Claim, 4 Drawing Sheets**






FIG. 1




FIG. 2

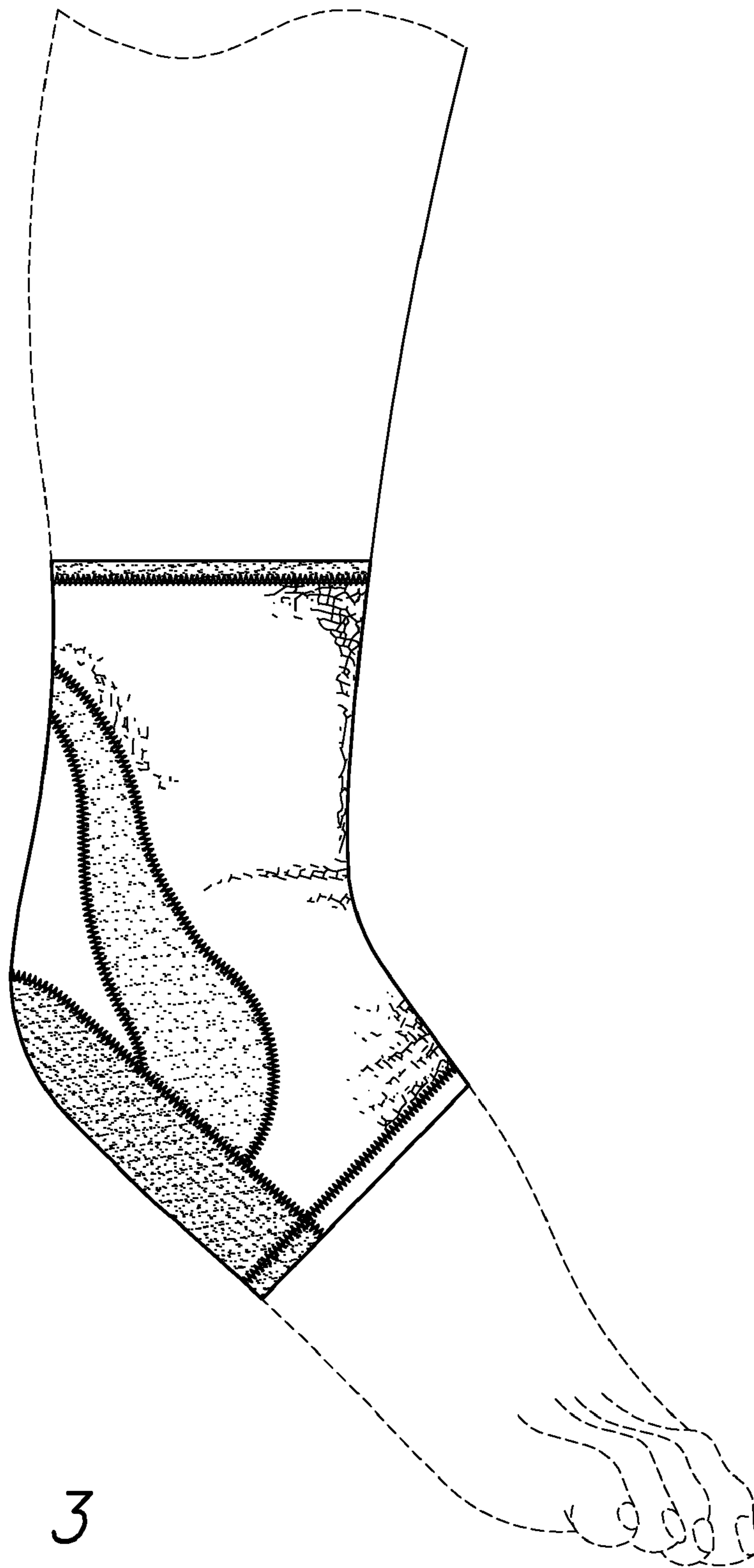


FIG. 3

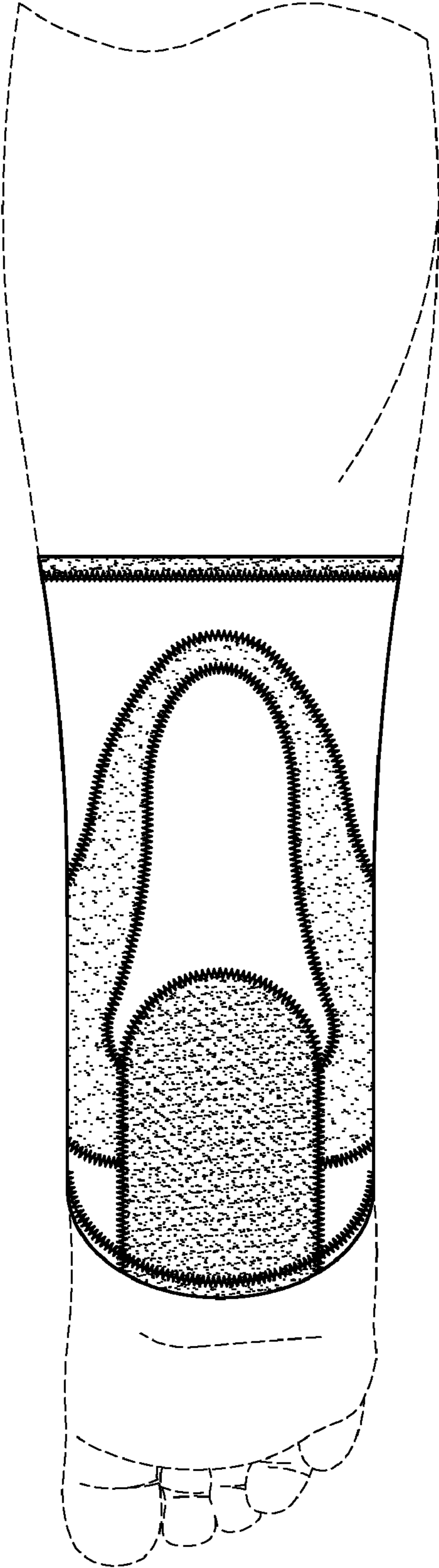


FIG. 4