



US00D581043S

(12) **United States Design Patent**
Zink, II et al.

(10) **Patent No.:** **US D581,043 S**
(45) **Date of Patent:** **** Nov. 18, 2008**

(54) **FASTENER TAB FOR AN ABSORBENT ARTICLE**

5,605,735 A 2/1997 Zehner et al.
D384,151 S * 9/1997 Raufman D24/126

(75) Inventors: **Ronald Joseph Zink, II**, Blue Ash, OH (US); **Henry William McCusker, III**, Caracas (VE); **Christofer Fuchs**, Wyoming, OH (US); **Sarah Marie Young**, Springfield Township, OH (US); **Michael Gary Nease**, Fairfield, OH (US); **Stephen Joseph Lange**, Wyoming, OH (US); **Donna Sue Phillips**, Aurora, IN (US)

(Continued)

FOREIGN PATENT DOCUMENTS

WO WO 95/16425 A1 6/1995

OTHER PUBLICATIONS

U.S. Appl. No. 29/295,770, filed Oct. 5, 2007, Zink, et al.
U.S. Appl. No. 29/293,357, filed Nov. 19, 2007, Zink, et al.
U.S. Appl. No. 29/293,358, filed Nov. 19, 2007, Zink, et al.
U.S. Appl. No. 29/293,285, filed Nov. 14, 2007, Zink, et al.
U.S. Appl. No. 29/293,284, filed Nov. 14, 2007, Zink, et al.
U.S. Appl. No. 29/303,150, filed Feb. 1, 2008, Zink, et al.

(73) Assignee: **The Procter & Gamble Company**, Cincinnati, OH (US)

Primary Examiner—Louis S Zarfaz

Assistant Examiner—Michelle E Wilson

(**) Term: **14 Years**

(74) *Attorney, Agent, or Firm*—Charles R. Matson; Matthew P. Fitzpatrick; Ken K. Patel

(21) Appl. No.: **29/295,764**

(22) Filed: **Oct. 5, 2007**

(57) **CLAIM**

(51) **LOC (8) Cl.** **24-04**

The ornamental design for a “fastener tab for an absorbent article,” as shown and described.

(52) **U.S. Cl.** **D24/126**

(58) **Field of Classification Search** D24/124–126;
604/285, 286, 300, 304, 354, 355, 358, 359,
604/360, 361, 362, 363, 364, 365, 366, 367,
604/368, 369, 370, 372, 373, 374, 375, 377,
604/378, 379, 380, 381, 382, 383, 384, 385.01,
604/385.02, 385.03, 385.04, 385.08, 385.1,
604/385.12, 385.13, 385.14, 385.16, 385.17,
604/385.2, 385.21, 385.23, 385.24, 385.25,
604/385.28, 385.31, 385.39

DESCRIPTION

FIG. 1 is a perspective view of a fastener tab showing my new design;
FIG. 2 is a top plan view of the fastener tab of FIG. 1;
FIG. 3 is a bottom plan view of the fastener tab of FIG. 1;
FIG. 4 is a left side elevation view of the fastener tab of FIG. 1;
FIG. 5 is a right side elevation view of the fastener tab of FIG. 1;
FIG. 6 is a front elevation view of the fastener tab of FIG. 1;
and,
FIG. 7 is a rear elevation view of the fastener tab of FIG. 1.
The broken lines are for illustrative purposes only and form no part of the claimed design.

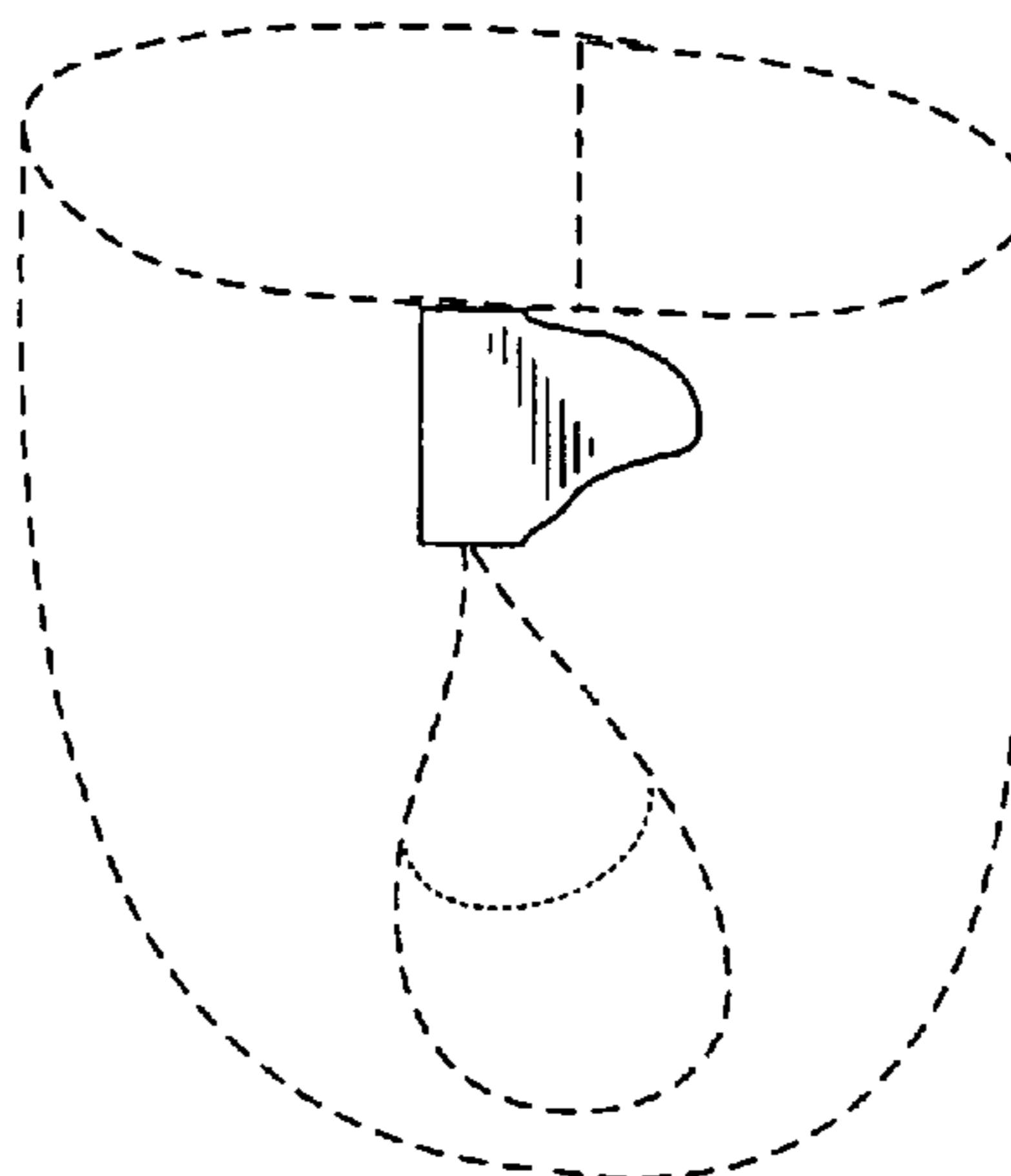
See application file for complete search history.

(56) **References Cited**

U.S. PATENT DOCUMENTS

5,053,028 A 10/1991 Zoia et al.
5,399,219 A 3/1995 Roessler et al.
D368,775 S * 4/1996 Gobran D24/126
D372,532 S * 8/1996 Rossini et al. D24/126
5,549,592 A 8/1996 Fries et al.
D377,979 S * 2/1997 Plaschko et al. D24/126

1 Claim, 2 Drawing Sheets



US D581,043 S

Page 2

U.S. PATENT DOCUMENTS

D384,152 S *	9/1997	Raufman	D24/126	D428,145 S *	7/2000	Bruemmer-Prestley et al.	D24/126
5,714,027 A	2/1998	Taub		D435,103 S *	12/2000	Schmoker et al.	D24/126
5,759,317 A	6/1998	Justmann		D448,079 S *	9/2001	Bruemmer-Prestley et al.	D24/126
5,876,531 A	3/1999	Jacobs et al.		6,406,467 B1	6/2002	Dilnik et al.	
6,030,373 A	2/2000	VanGompel et al.		2004/0016499 A1	1/2004	Miyamoto et al.	
D427,677 S *	7/2000	Bruemmer-Prestley	D24/126				
D428,143 S *	7/2000	Schmoker et al.	D24/126				
D428,144 S *	7/2000	Bruemmer-Prestley et al.	D24/126				

* cited by examiner

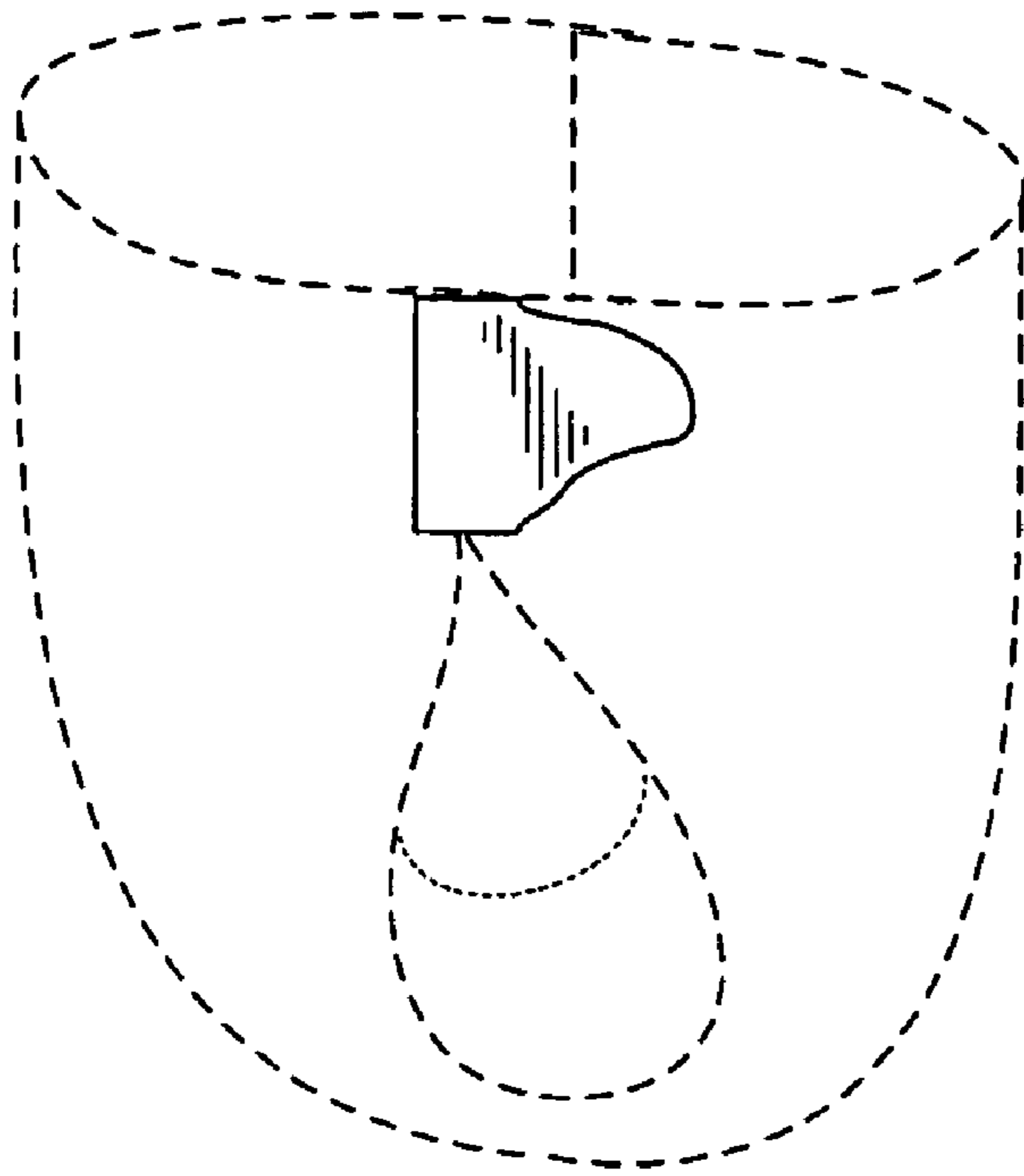


FIG. 1

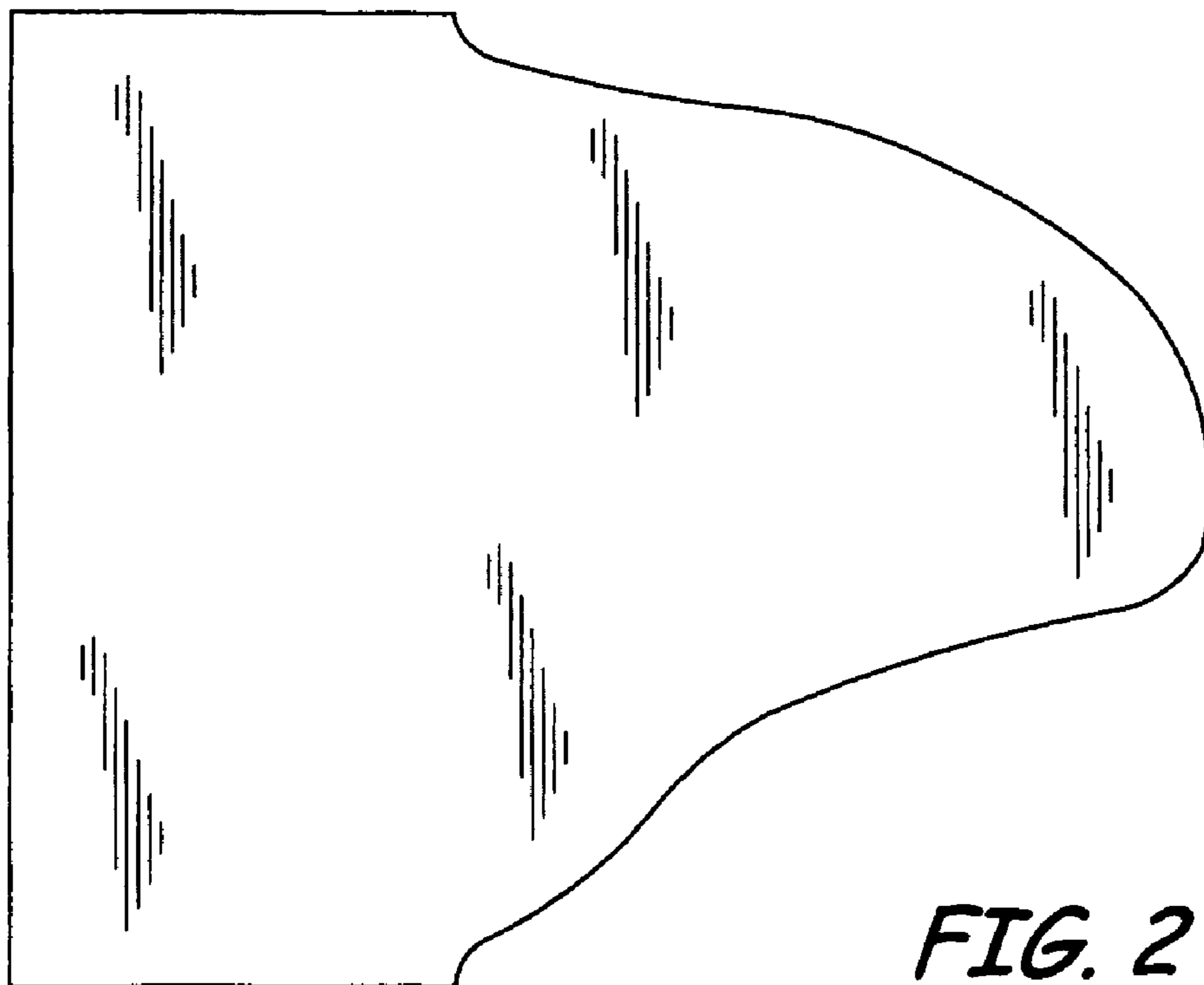


FIG. 2



FIG. 6

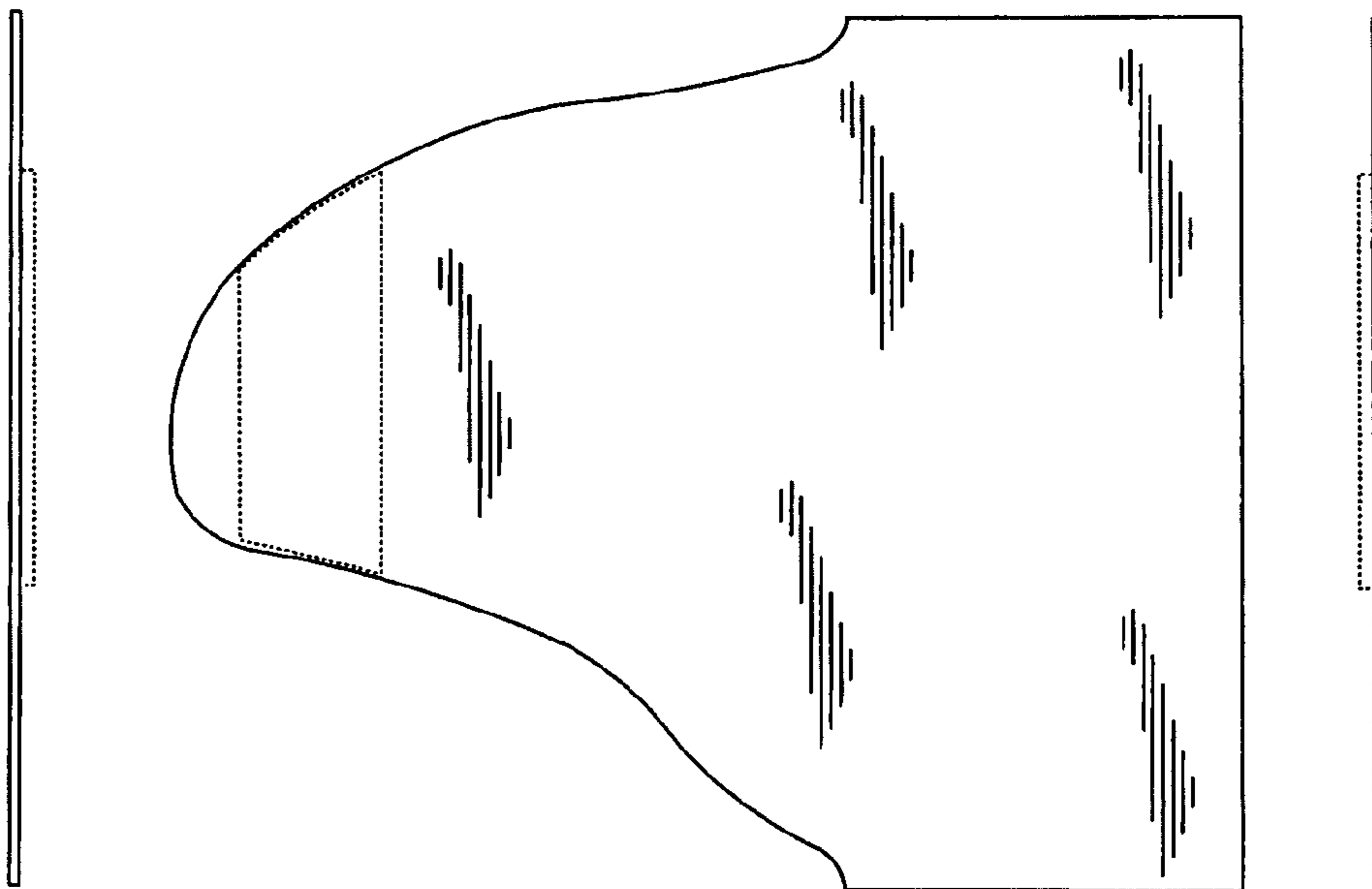


FIG. 4

FIG. 3

FIG. 5



FIG. 7