



US00D581023S

(12) **United States Design Patent**
Citterio

(10) **Patent No.:** **US D581,023 S**

(45) **Date of Patent:** **** Nov. 18, 2008**

(54) **FAUCET HANDLE**

D552,216 S * 10/2007 Haug et al. D23/252

(75) Inventor: **Antonio Citterio**, Milan (IT)

* cited by examiner

(73) Assignee: **Hansgrohe AG** (DE)

Primary Examiner—Robert A Delahanty

(**) Term: **14 Years**

(74) *Attorney, Agent, or Firm*—Leon E. Redman; Lloyd D. Doigan

(21) Appl. No.: **29/283,266**

(57) **CLAIM**

(22) Filed: **Aug. 9, 2007**

The ornamental design for a faucet handle, as shown and described.

(30) **Foreign Application Priority Data**

DESCRIPTION

Feb. 27, 2007 (EM) 000679303-0008

(51) **LOC (8) Cl.** **23-01**

(52) **U.S. Cl.** **D23/252**

(58) **Field of Classification Search** D23/250,
D23/252–254, 238–243, 244–249; 4/675–678;
D8/300, 307–308; D6/550; 137/801; 16/110.1,
16/441

FIG. 1 is a front perspective view of a faucet handle showing my design;

FIG. 2 is a front elevational view thereof;

FIG. 3 is a rear elevational view thereof;

FIG. 4 is a left side elevational view thereof; the right side elevational view being a mirror image thereof; and,

FIG. 5 is a top plan view thereof.

See application file for complete search history.

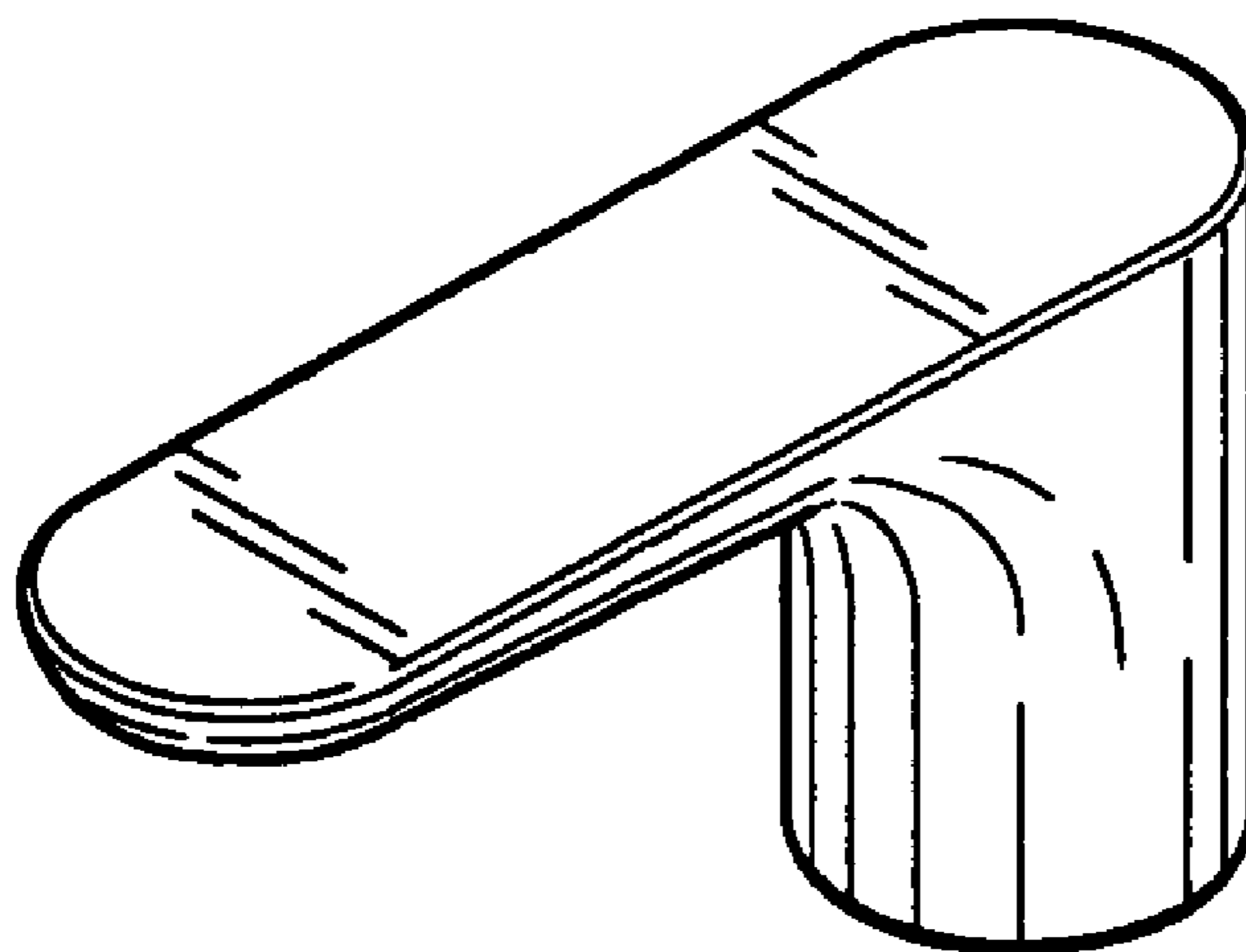
The broken lines in the Figures are for illustrative purposes only and form no part of the claimed design.

(56) **References Cited**

U.S. PATENT DOCUMENTS

D306,336 S * 2/1990 Oberdorfer D23/252

1 Claim, 3 Drawing Sheets



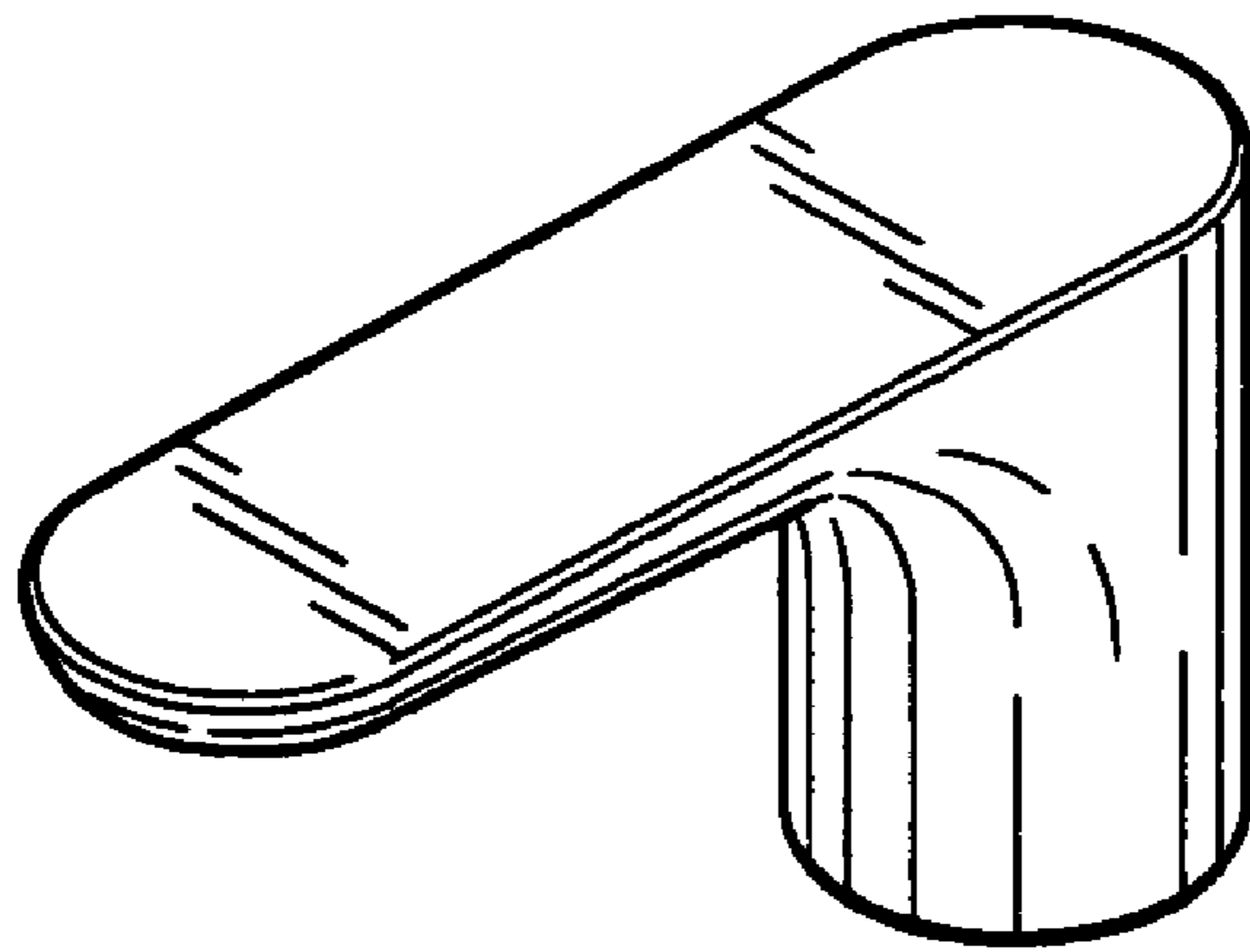


FIG. 1

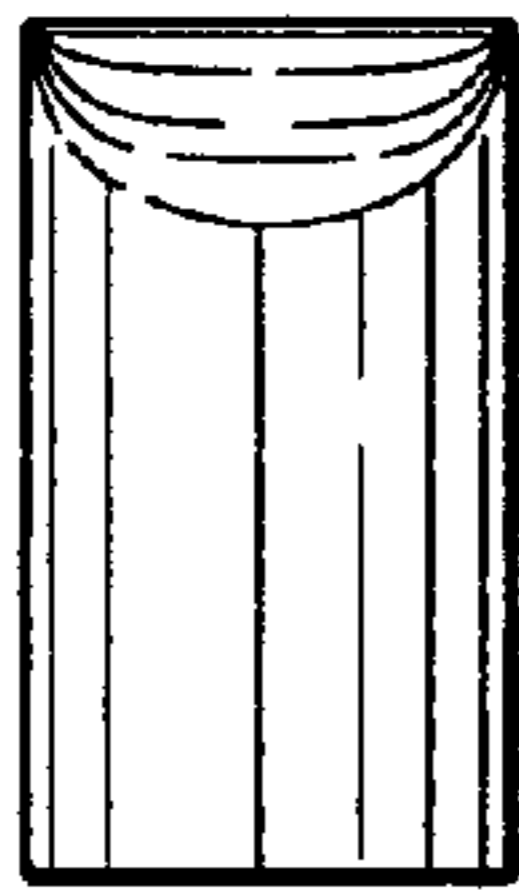


FIG. 2

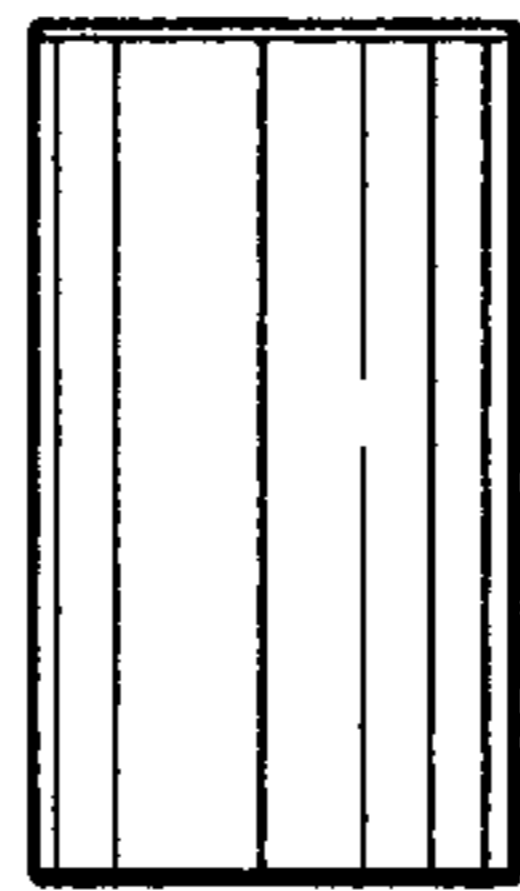


FIG. 3

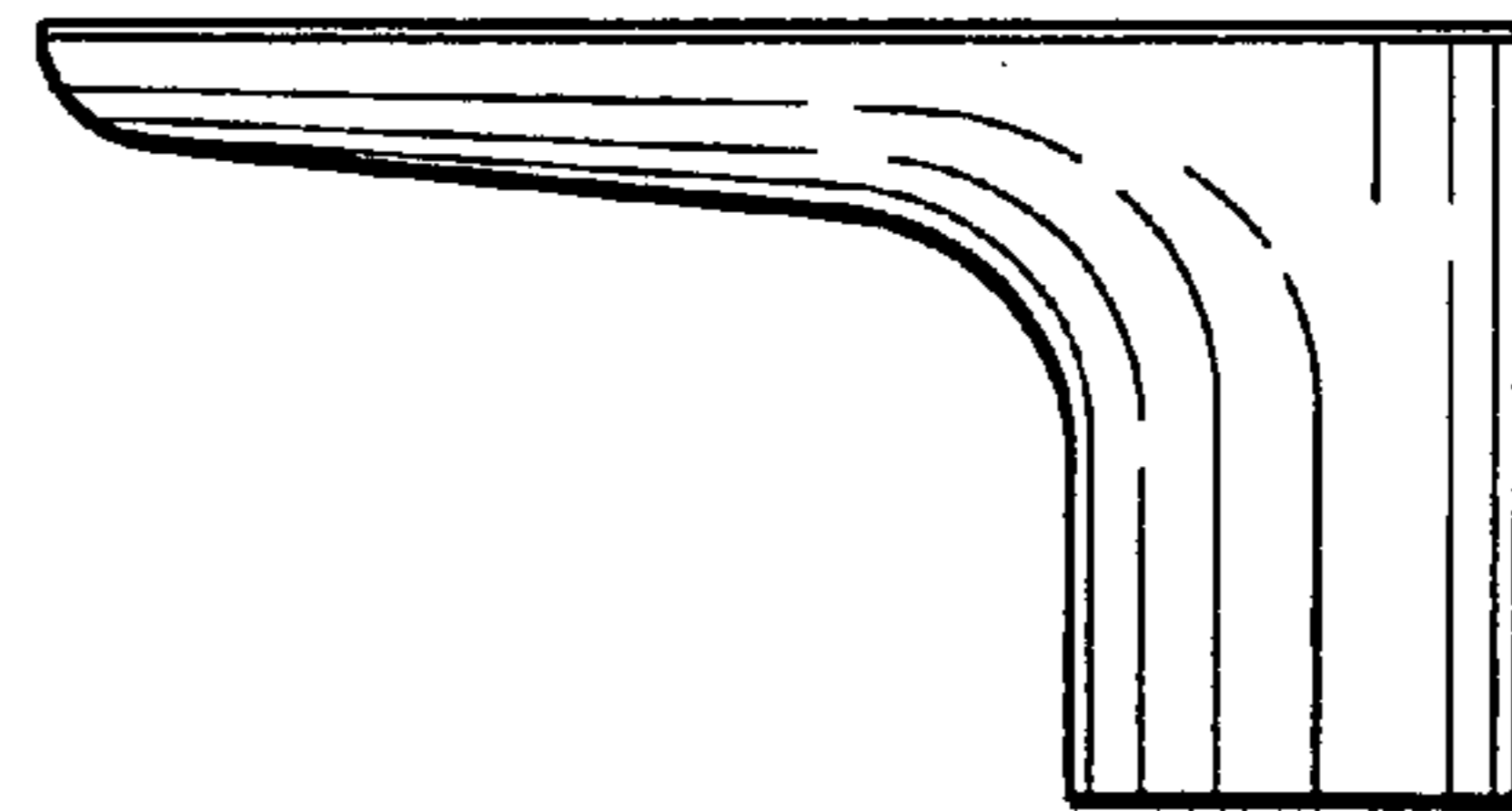


FIG. 4

FIG. 5

