



US00D581019S

(12) **United States Design Patent**  
**Chang**

(10) **Patent No.:** **US D581,019 S**

(45) **Date of Patent:** **\*\* Nov. 18, 2008**

(54) **HANDLE FOR A FAUCET**

D487,585 S \* 3/2004 Shieh ..... D23/241

(75) Inventor: **Jim Chang**, San Leandro, CA (US)

\* cited by examiner

(73) Assignee: **GATCO, Inc.**, San Leandro, CA (US)

*Primary Examiner*—Robert A Delehanty

(74) *Attorney, Agent, or Firm*—Troxell Law Office PLLC

(\*\*) Term: **14 Years**

(57) **CLAIM**

(21) Appl. No.: **29/274,614**

I claim the ornamental design for a handle for a faucet, as shown and described.

(22) Filed: **May 9, 2007**

**DESCRIPTION**

(51) **LOC (8) Cl.** ..... **23-01**

(52) **U.S. Cl.** ..... **D23/250**

(58) **Field of Classification Search** ..... D23/250,  
D23/252-254, 238-243, 244-249; 4/675-678;  
D8/300, 307-308; D6/550; 137/801; 16/110.1,  
16/441

FIG. 1 is a perspective view of a handle for a faucet showing my new design;

FIG. 2 is a top plan view thereof; and,

FIG. 3 is a front elevational view thereof, the right side being a mirror image thereof, the left side being a mirror image thereof.

See application file for complete search history.


The broken lines in the Figures are for illustrative purposes only and form no part of the claimed design.

(56) **References Cited**

**U.S. PATENT DOCUMENTS**

D363,975 S \* 11/1995 Doughty et al. .... D23/241

**1 Claim, 2 Drawing Sheets**



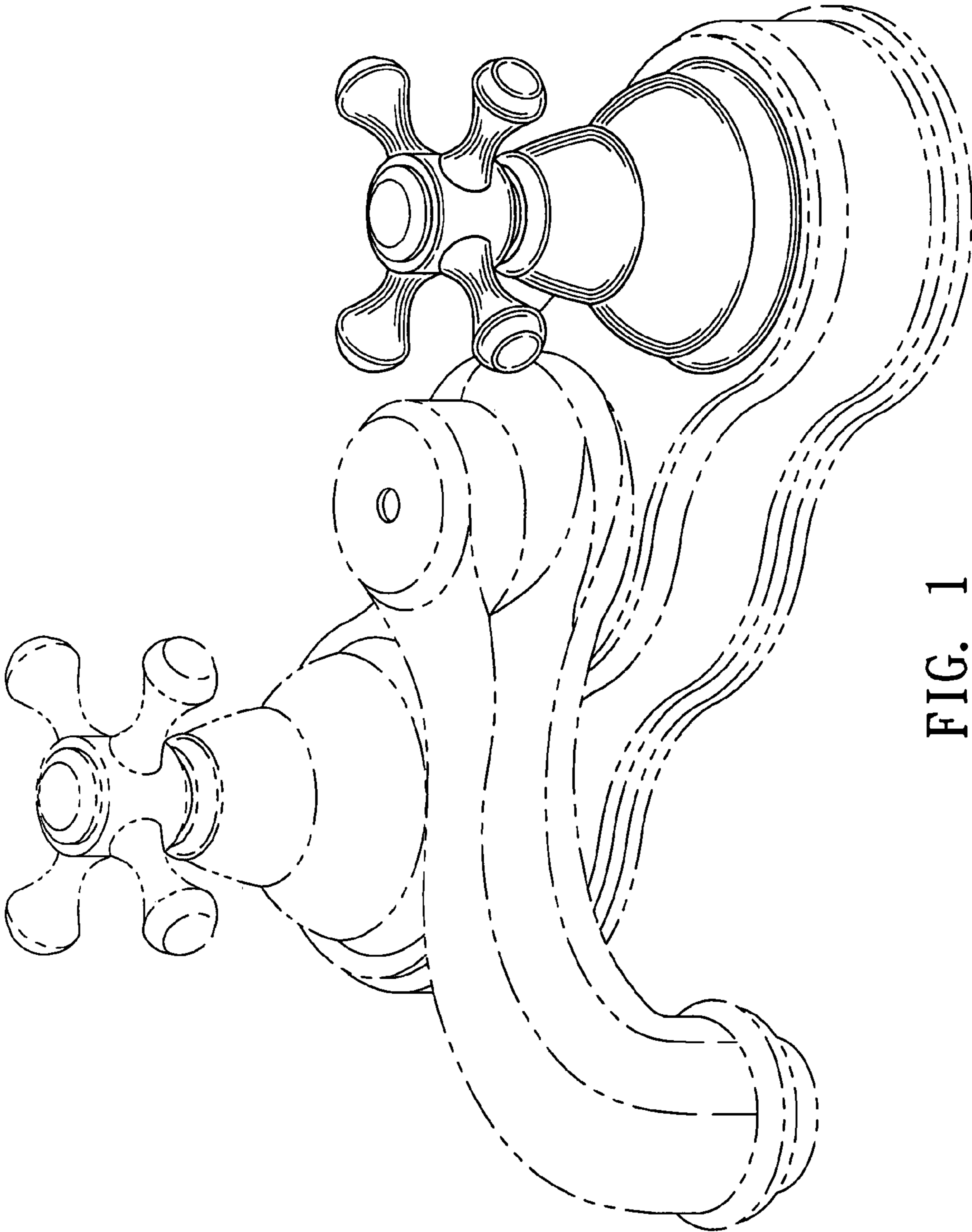


FIG. 1




FIG. 2




FIG. 3