



US00D581004S

(12) **United States Design Patent**
Schweigert et al.

(10) **Patent No.:** **US D581,004 S**
(45) **Date of Patent:** **** Nov. 18, 2008**

(54) **BADGE FOR A GOLF CLUB HEAD**

DESCRIPTION

(75) Inventors: **Bradley D. Schweigert**, Anthem, AZ (US); **Xiaojian Chen**, Phoenix, AZ (US); **Michael R. Nicolette**, Scottsdale, AZ (US)

(73) Assignee: **Karsten Manufacturing Corporation**, Phoenix, AZ (US)

(**) Term: **14 Years**

(21) Appl. No.: **29/321,456**

(22) Filed: **Jul. 16, 2008**

(51) **LOC (8) Cl.** **21-02**

(52) **U.S. Cl.** **D21/759**

(58) **Field of Classification Search** D21/747-751, D21/759; 473/324-331, 350

See application file for complete search history.

(56) **References Cited**

U.S. PATENT DOCUMENTS

D244,558 S 5/1977 Elkins, Jr.
D361,813 S 8/1995 Guibaud et al.

(Continued)

OTHER PUBLICATIONS

Bradley D. Schweigert, et al., "Golf Iron Head," U.S. Appl. No. 29/306,075, filed Apr. 1, 2008.

(Continued)

Primary Examiner—Mitchell I Siegel

(57) **CLAIM**

The ornamental design of a badge for a golf club head, as shown and described.

FIG. 1 is a top perspective view of a badge for a golf club head;

FIG. 2 is an exploded top perspective view of FIG. 1;

FIG. 3 is an exploded front elevational view of FIG. 1;

FIG. 4 is an exploded rear elevational view of FIG. 1;

FIG. 5 is an exploded top view of FIG. 1;

FIG. 6 is an exploded bottom view of FIG. 1;

FIG. 7 is an exploded right view of FIG. 1;

FIG. 8 is an exploded left view of FIG. 1;

FIG. 9 is a second embodiment of an exploded top perspective view of a badge for a golf club head;

FIG. 10 is an exploded front elevational view of FIG. 9;

FIG. 11 is an exploded rear elevational view of FIG. 9;

FIG. 12 is an exploded top view of FIG. 9;

FIG. 13 is an exploded bottom view of FIG. 9;

FIG. 14 is an exploded right view of FIG. 9;

FIG. 15 is an exploded left view of FIG. 9;

FIG. 16 is a third embodiment of an exploded top perspective view of a badge for a golf club head;

FIG. 17 is an exploded front elevational view of FIG. 16;

FIG. 18 is an exploded rear elevational view of FIG. 16;

FIG. 19 is an exploded top view of FIG. 16;

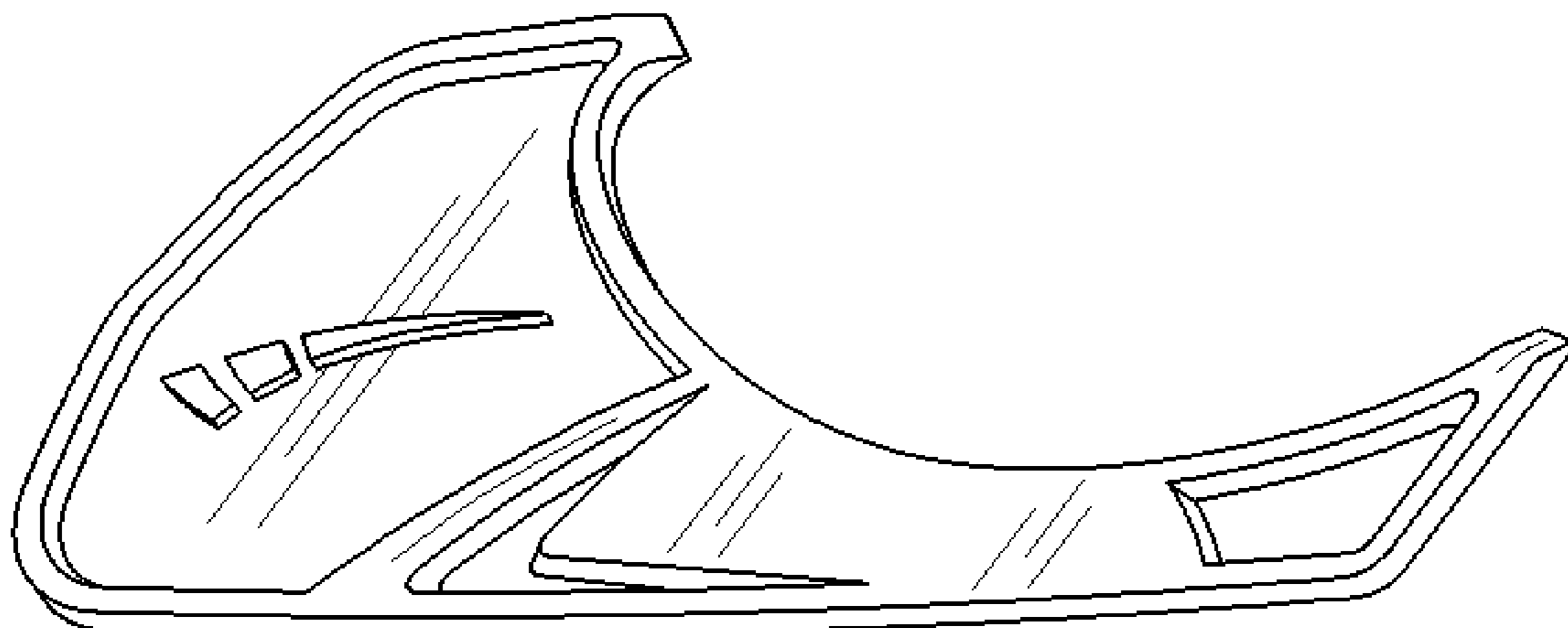
FIG. 20 is an exploded bottom view of FIG. 16;

FIG. 21 is an exploded right view of FIG. 16; and,

FIG. 22 is an exploded left view of FIG. 16.

The broken lines shown in one or more of the figures are for illustrative purposes only and form no part of the claimed design.

1 Claim, 4 Drawing Sheets



US D581,004 S

Page 2

U.S. PATENT DOCUMENTS

5,492,327 A	2/1996	Biafore, Jr.	D516,649 S	3/2006	Imamoto
5,564,705 A	10/1996	Kobayashi et al.	7,066,834 B2	6/2006	Yamamoto
5,593,356 A	1/1997	Takeda	D525,330 S	7/2006	Imamoto
5,658,206 A	8/1997	Antonious	D526,375 S	8/2006	Kawami
D398,355 S	9/1998	Chou et al.	D528,617 S	9/2006	Imamoto
D409,702 S	5/1999	Gallagher	D530,759 S	10/2006	Nicolette et al.
D420,080 S	2/2000	Gates	D530,760 S	10/2006	Schweigert et al.
6,042,486 A	3/2000	Gallagher	D532,849 S	11/2006	Nicolette et al.
D424,146 S	5/2000	Maltby	D534,228 S	12/2006	Nicolette et al.
D428,632 S	7/2000	Besnard et al.	D534,597 S	1/2007	Nicolette et al.
D435,073 S	12/2000	Stone et al.	D536,759 S	2/2007	Schweigert et al.
D435,277 S	12/2000	Erickson et al.	D538,366 S	3/2007	Nicolette et al.
6,210,290 B1	4/2001	Erickson et al.	D539,863 S	4/2007	Nunez et al.
D442,245 S	5/2001	Roach et al.	D541,360 S	4/2007	Schweigert et al.
6,251,029 B1	6/2001	Roberts	D549,795 S	8/2007	Rollinson
D445,862 S	7/2001	Ford	D550,316 S	9/2007	Nagai et al.
D453,949 S	2/2002	Helmstetter et al.	D554,215 S	10/2007	Ruggiero et al.
D480,440 S	10/2003	Rollinson et al.	D561,855 S *	2/2008	Schweigert et al. D21/747
D481,775 S	11/2003	Best	D562,925 S *	2/2008	Schweigert et al. D21/759
D494,648 S	8/2004	Schweigert et al.	D570,942 S	6/2008	Chen et al.
D494,649 S	8/2004	Imamoto	D570,943 S	6/2008	Chen et al.
D495,390 S	8/2004	Pinder	D571,425 S	6/2008	Chen et al.
D500,350 S	12/2004	Schweigert et al.	D571,426 S	6/2008	Chen et al.
D500,351 S	12/2004	Schweigert et al.	D571,427 S *	6/2008	Schweigert et al. D21/759
D502,237 S	2/2005	Schweigert et al.	D572,329 S *	7/2008	Nicolette et al. D21/759
D502,975 S	3/2005	Schweigert et al.	D573,219 S *	7/2008	Schweigert et al. D21/759
D504,925 S	5/2005	Schweigert et al.	2007/0281796 A1	12/2007	Gilbert et al.
D505,171 S	5/2005	Schweigert et al.			
D507,321 S	7/2005	Dogan et al.			
D507,614 S	7/2005	Schweigert et al.			
D508,099 S	8/2005	Schweigert et al.			
D509,868 S	9/2005	Imamoto			
D514,183 S	1/2006	Schweigert et al.			

OTHER PUBLICATIONS

Bradley D. Schweigert, et al., "Golf Iron Head," U.S. Appl. No. 29/306,077, filed Apr. 14, 2008.

David D. Jones, et al., "Badge for Golf Club Head," U.S. Appl. No. 29/306,668, filed Apr. 14, 2008.

* cited by examiner

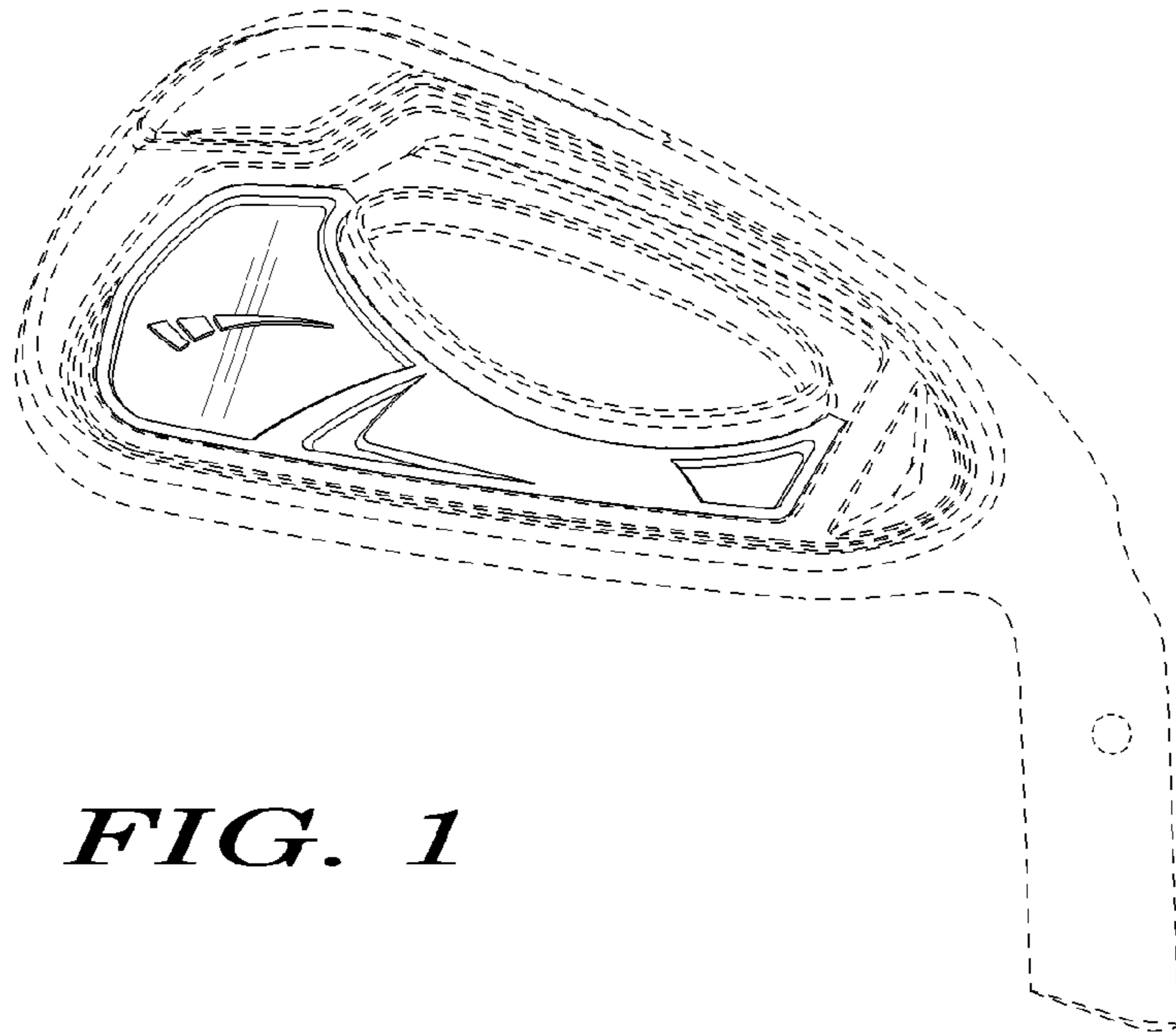


FIG. 1

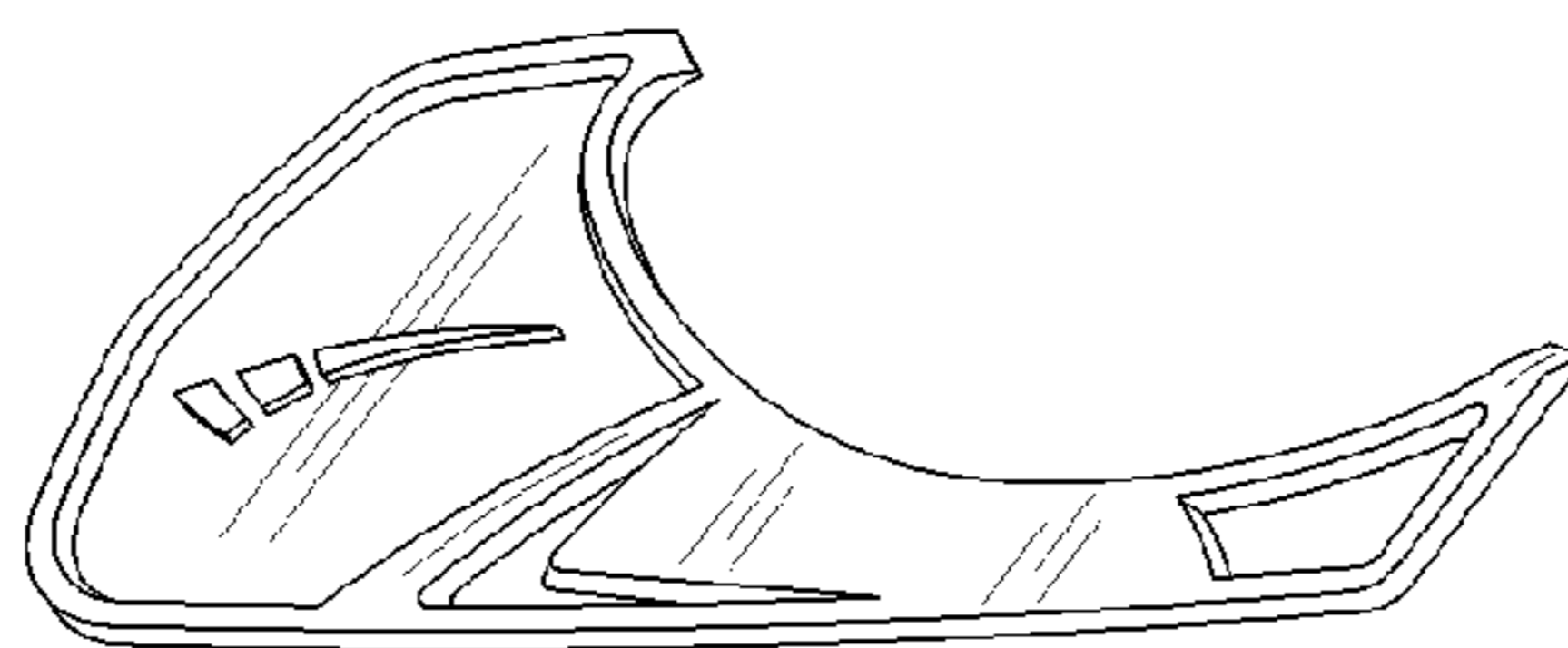


FIG. 2

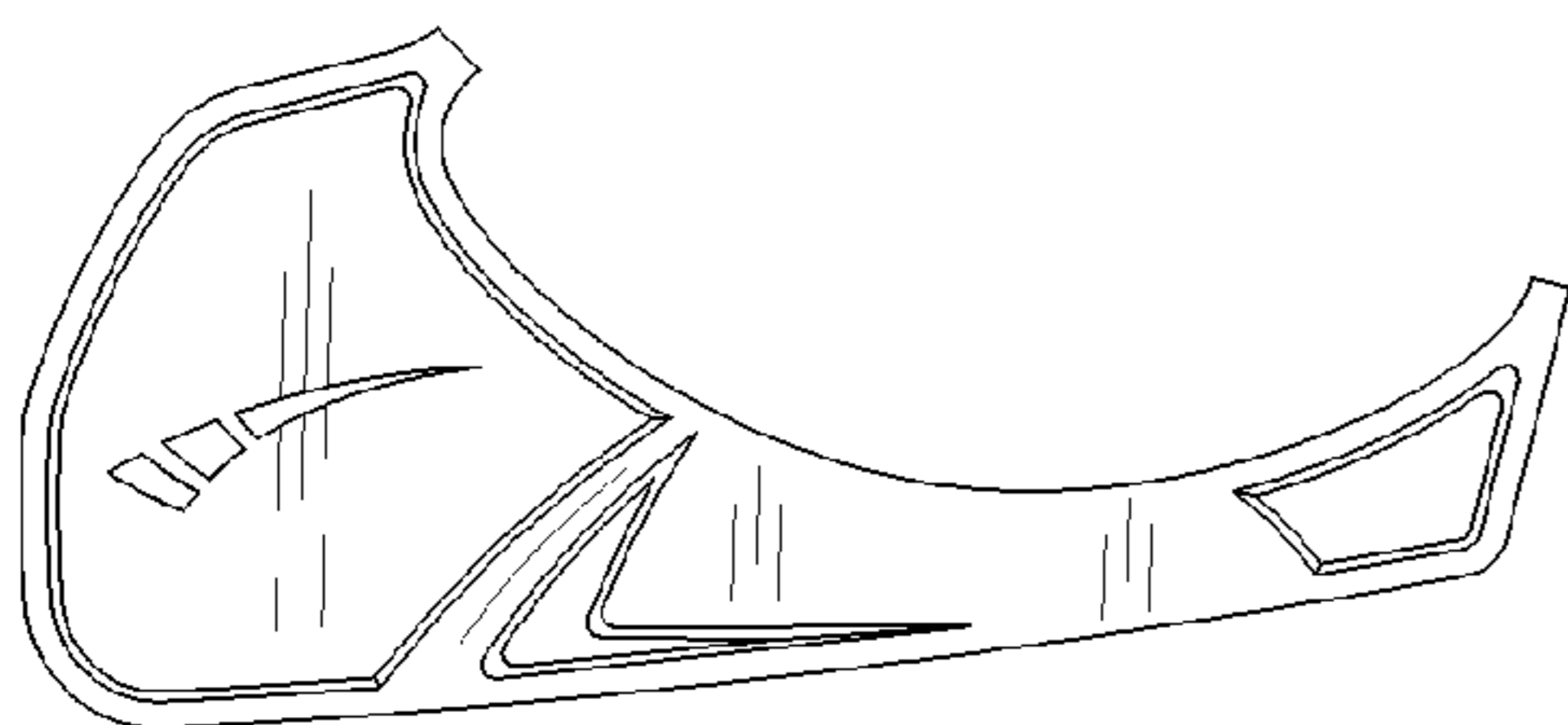


FIG. 3

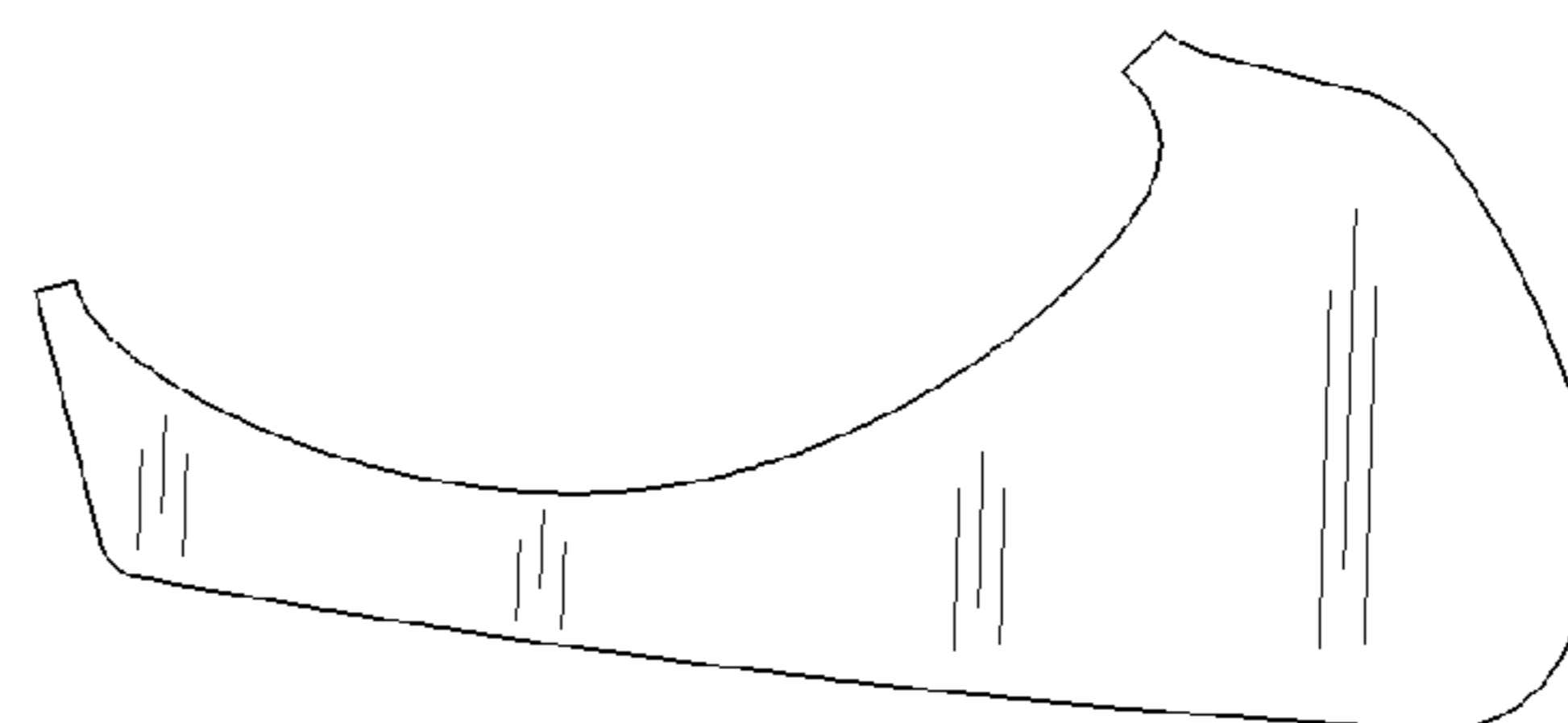


FIG. 4




FIG. 5

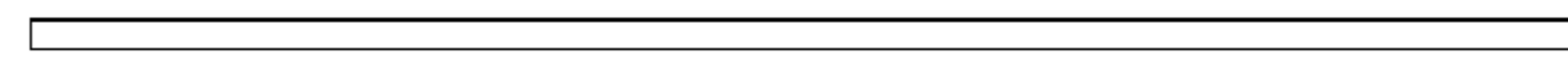


FIG. 6




FIG. 7

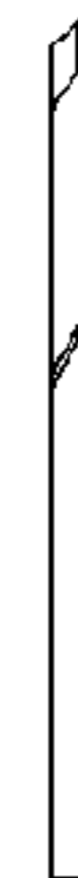


FIG. 8

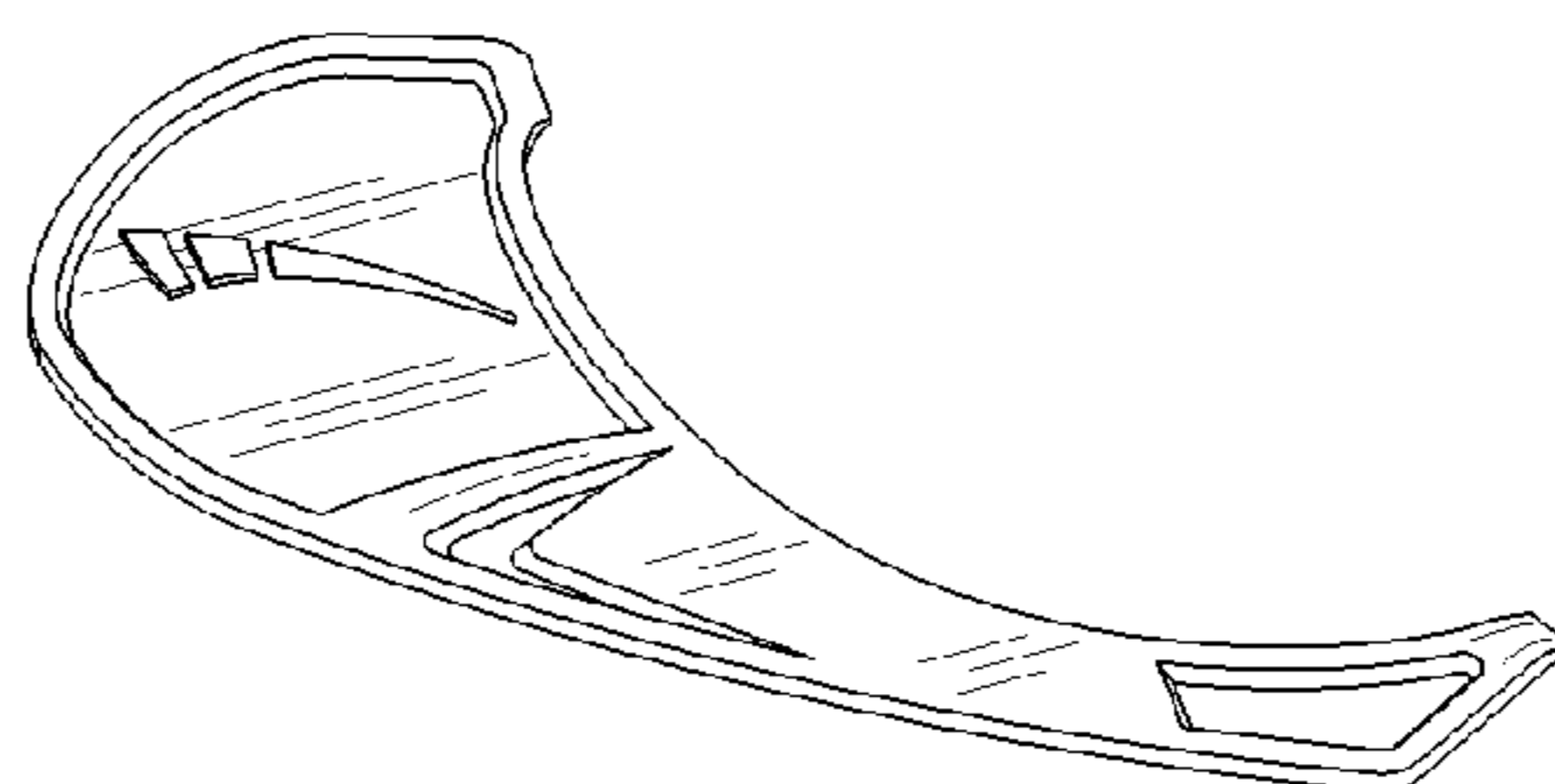


FIG. 9

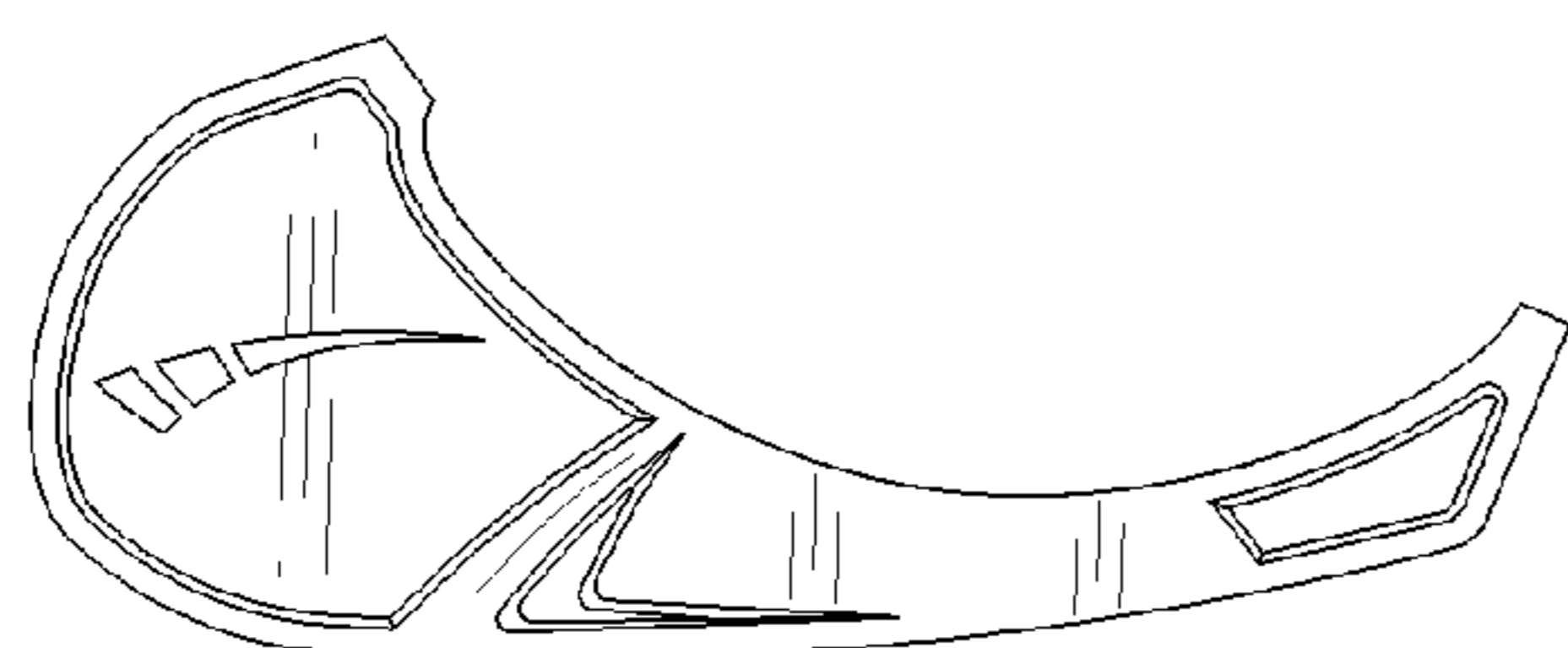


FIG. 10




FIG. 11



FIG. 12




FIG. 13



FIG. 14



FIG. 15

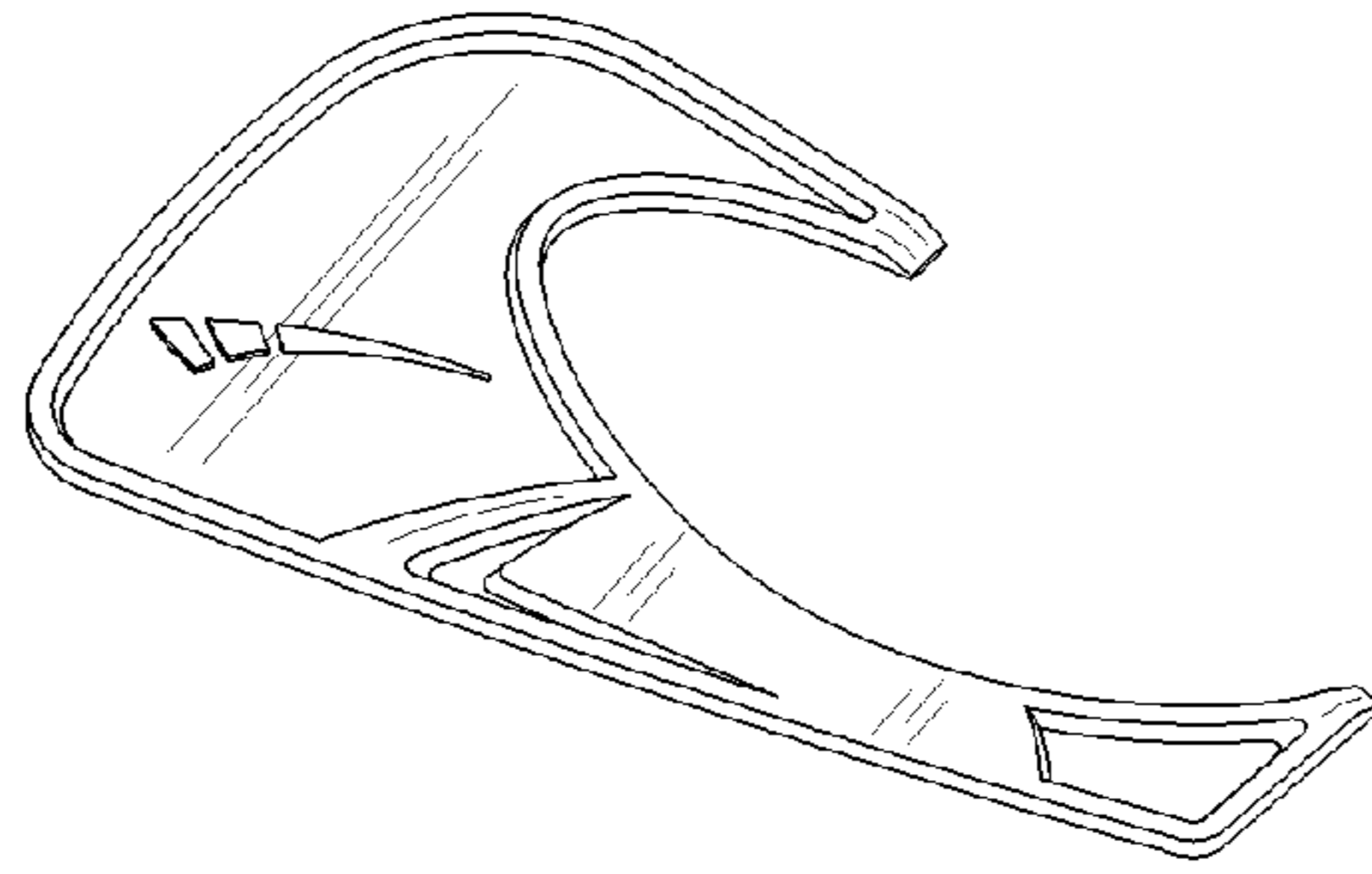


FIG. 16

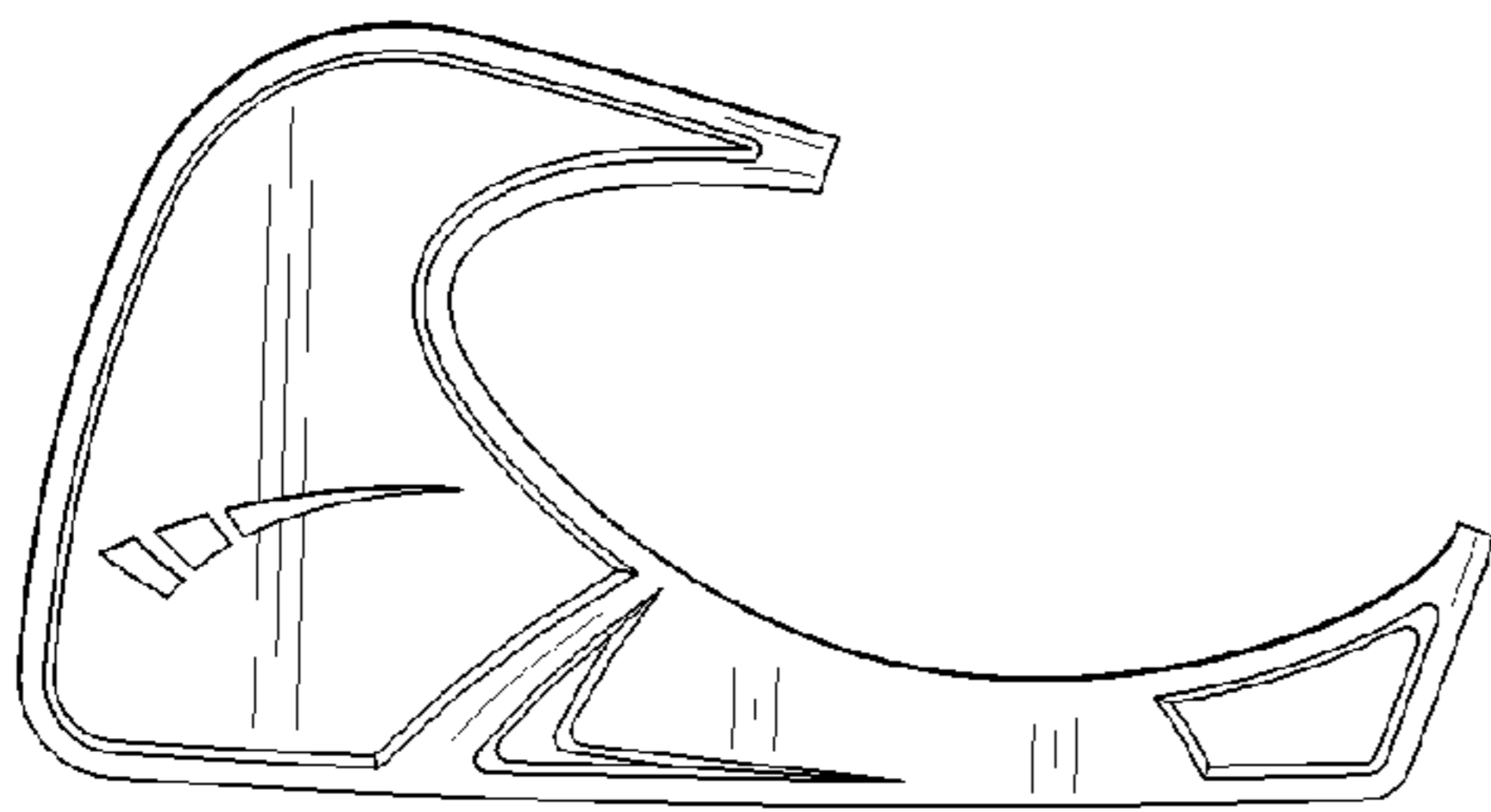


FIG. 17

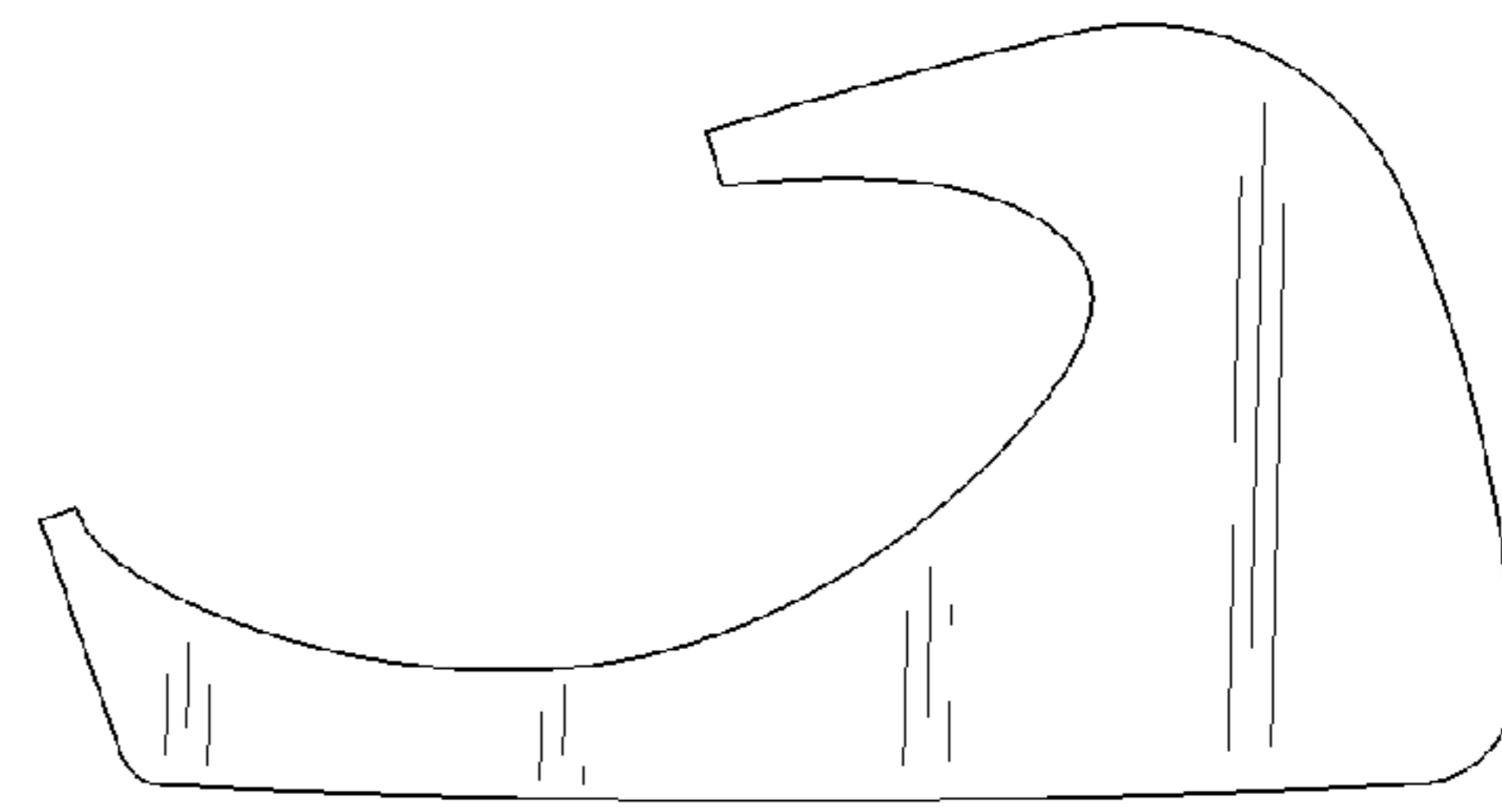


FIG. 18

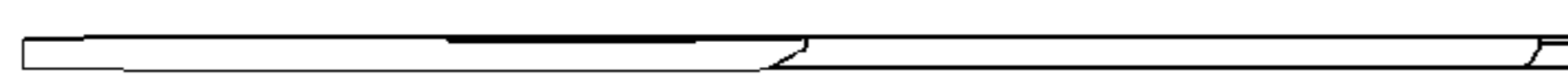


FIG. 19

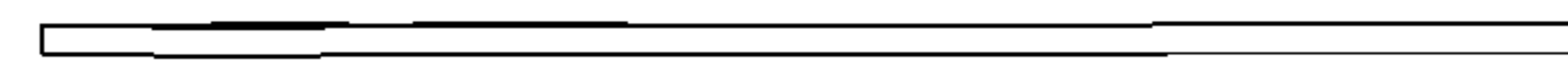


FIG. 20




FIG. 21

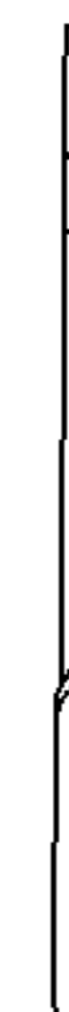


FIG. 22