



US00D580987S

(12) **United States Design Patent**
Diller

(10) **Patent No.:** **US D580,987 S**

(45) **Date of Patent:** **** Nov. 18, 2008**

(54) **ELECTRONIC GADGET ORGANIZER**

(75) Inventor: **Danielle N. Diller**, Indianapolis, IN (US)

(73) Assignee: **Deflecto Corporation**, Fishers, IN (US)

(**) Term: **14 Years**

(21) Appl. No.: **29/256,659**

(22) Filed: **Mar. 23, 2006**

(51) **LOC (8) Cl.** **19-02**

(52) **U.S. Cl.** **D19/77**

(58) **Field of Classification Search** D3/304;
D6/467, 476, 512, 553; D19/75, 77-85;
206/214, 371, 701; 211/11

See application file for complete search history.

(56) **References Cited**

U.S. PATENT DOCUMENTS

D184,013	S	*	12/1958	Jarvi	D19/92
D258,941	S	*	4/1981	Henkels	D10/53
D268,119	S	*	3/1983	Evenson	D19/77
4,387,534	A	*	6/1983	Lewandowski et al.	47/66.6
D285,998	S	*	10/1986	Langensiepen	D12/424
D295,932	S	*	5/1988	Cugley	D6/476
D303,813	S	*	10/1989	Foran et al.	D19/77
D304,842	S	*	11/1989	Barone et al.	D19/75
D332,630	S	*	1/1993	Brussing	D19/77
D346,402	S	*	4/1994	Hassel et al.	D19/75
D354,516	S	*	1/1995	Crist et al.	D19/75
D367,948	S	*	3/1996	Hsu	D28/73
D387,384	S	*	12/1997	Meyer	D19/90
D426,575	S	*	6/2000	Harris et al.	D19/75
D433,710	S	*	11/2000	Andujar	D19/75
D525,308	S	*	7/2006	Lara	D19/92

D544,272 S * 6/2007 Chen et al. D6/553
D547,973 S * 8/2007 Brown et al. D6/476

* cited by examiner

Primary Examiner—Elizabeth A Albert

(74) *Attorney, Agent, or Firm*—Sonnenschein Nath & Rosenthal LLP; Brian R. McGinley

(57) **CLAIM**

The ornamental design for an electronic gadget organizer, as shown and described.

DESCRIPTION

FIG. 1 is a front perspective view of an electronic gadget organizer showing the new design;

FIG. 2 is a front elevational view of the electronic gadget organizer shown in FIG. 1;

FIG. 3 is a left side elevational view of the electronic gadget organizer shown in FIG. 1;

FIG. 4 is a rear elevational view of the electronic gadget organizer shown in FIG. 1;

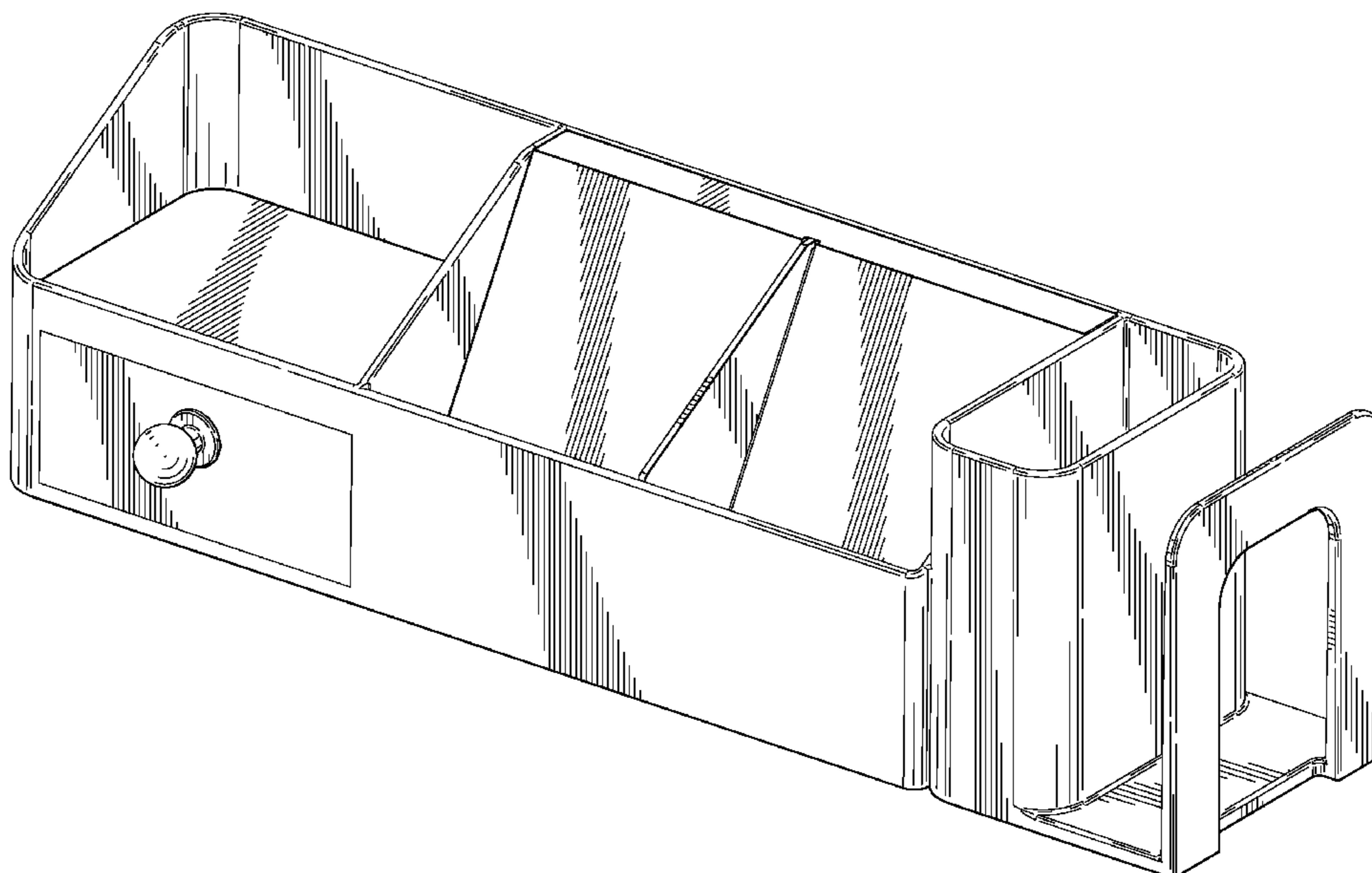
FIG. 5 is a right side elevational view of the electronic gadget organizer shown in FIG. 1;

FIG. 6 is a top view of the electronic gadget organizer shown in FIG. 1; and,

FIG. 7 is a bottom view of the electronic gadget organizer shown in FIG. 1.

The broken lines showing portions of the rear in FIG. 4 and portions of the inside and bottom in FIGS. 6 and 7 are included for the purpose of illustrating environment and form no part of the claimed design.

1 Claim, 4 Drawing Sheets



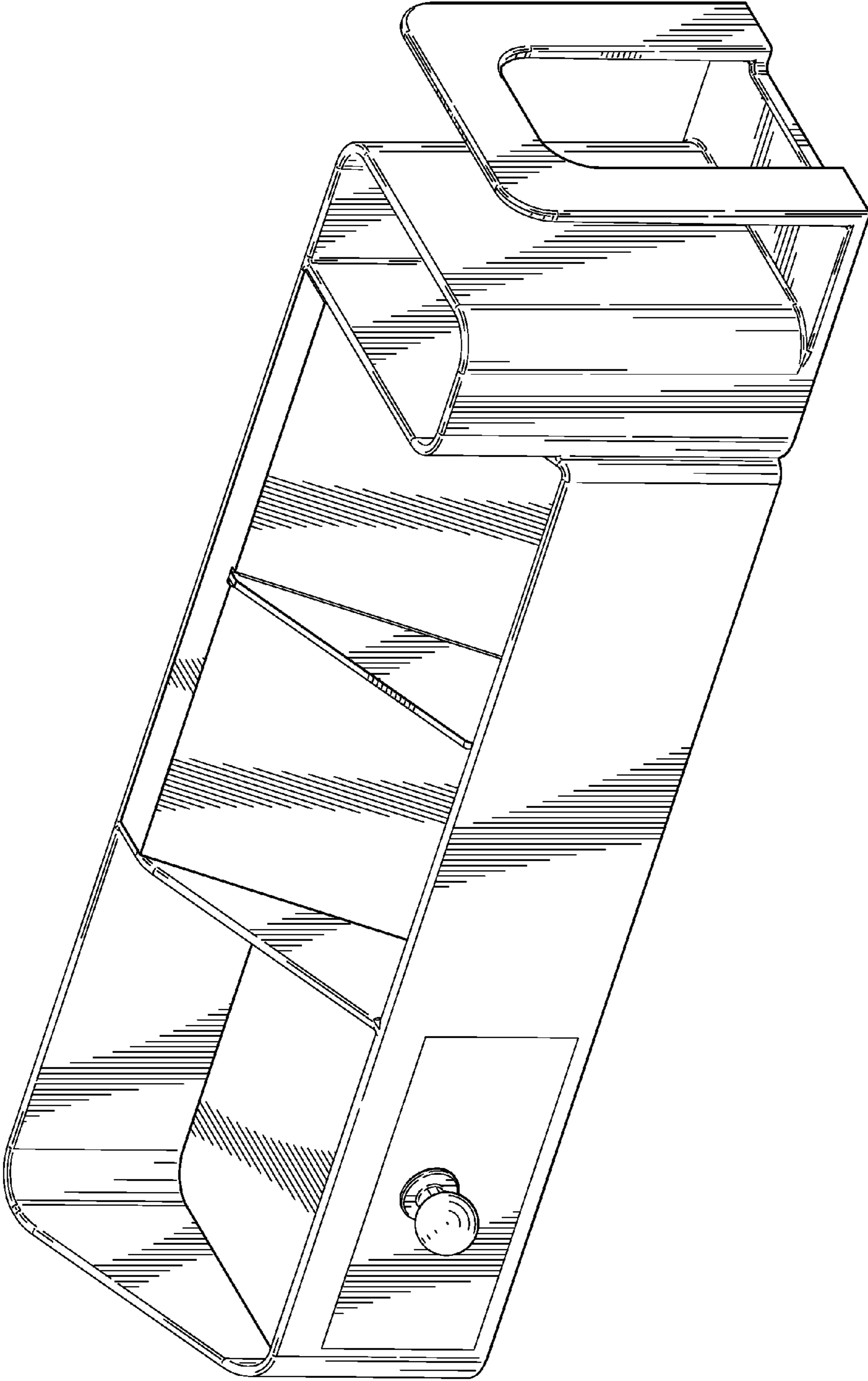


FIG. 1




FIG. 2

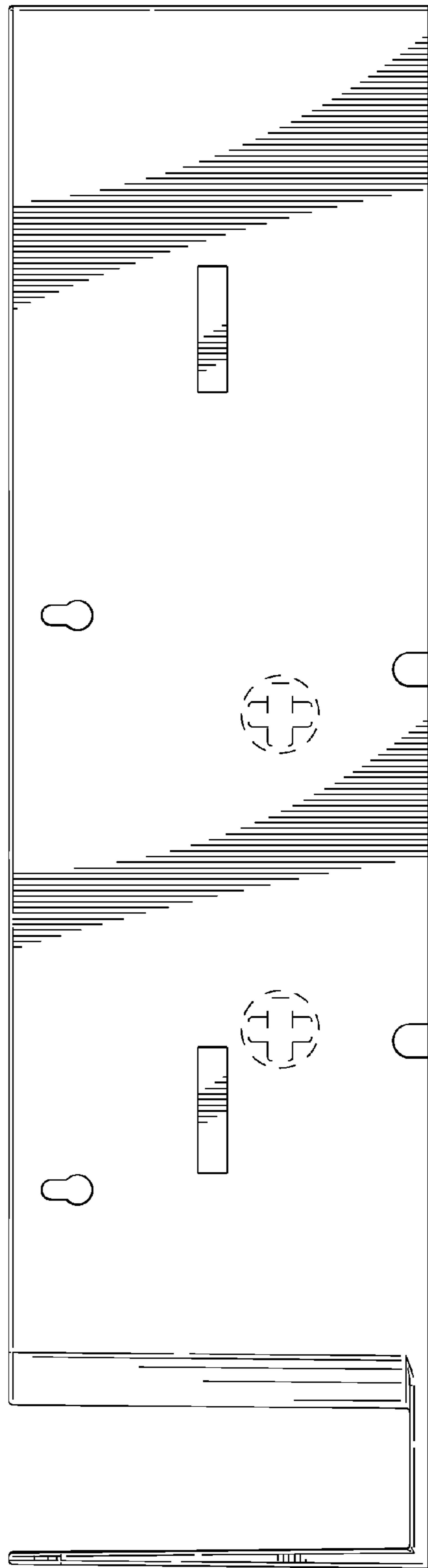


FIG. 4




FIG. 5

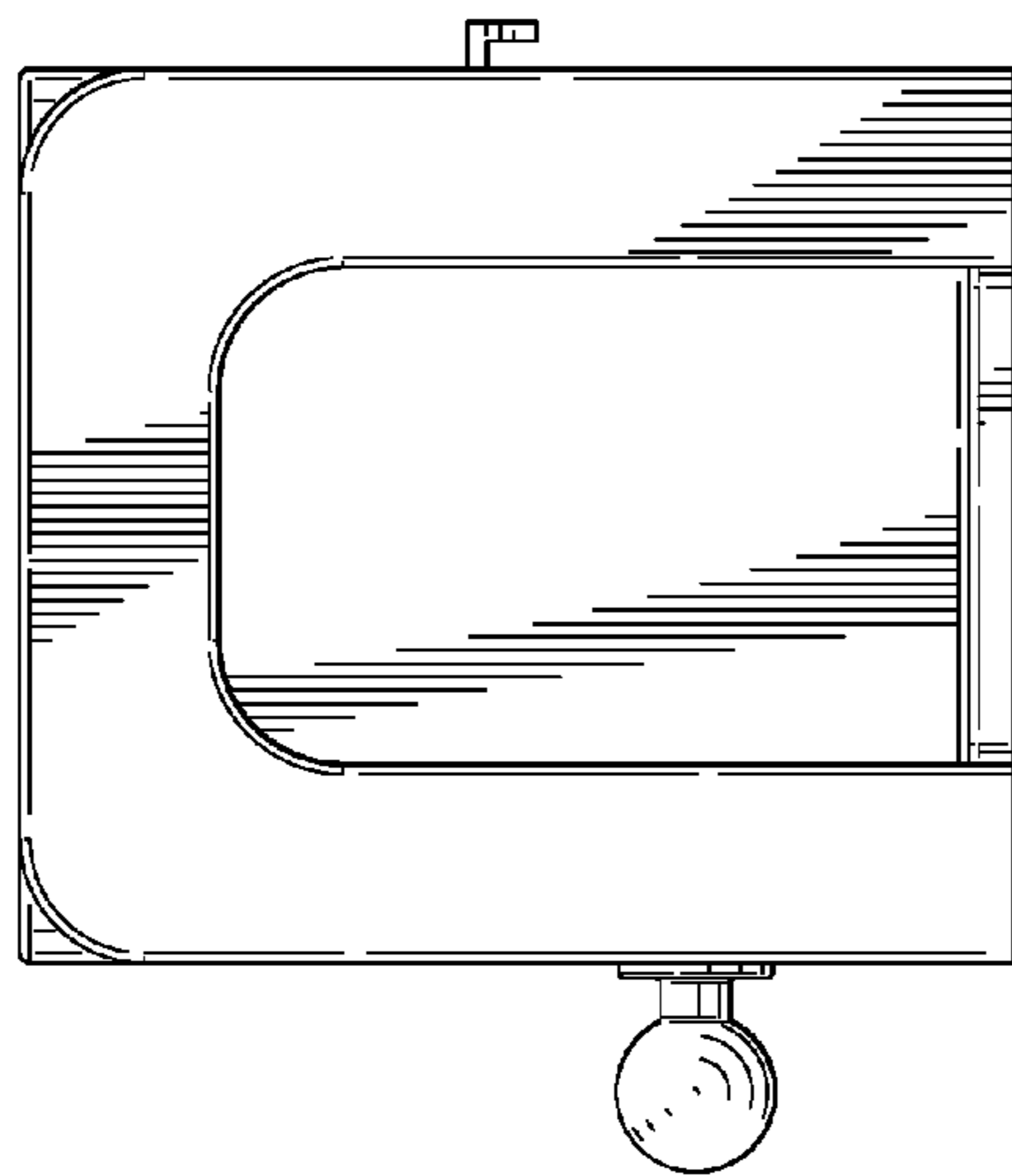


FIG. 3

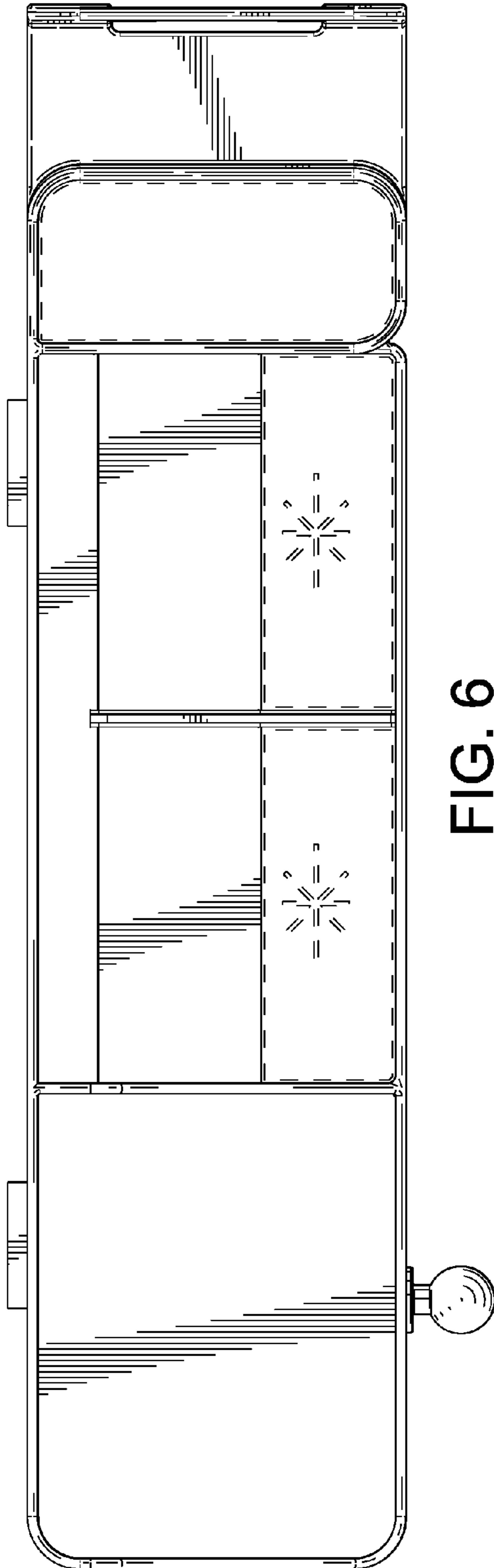


FIG. 6

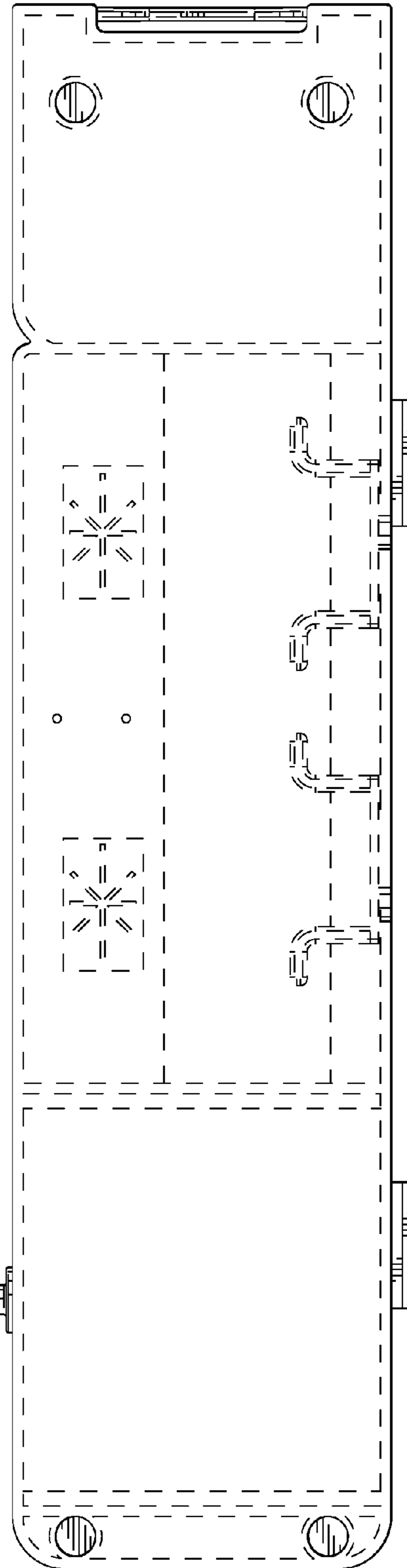


FIG. 7