



US00D580985S

(12) **United States Design Patent**
Farnworth et al.

(10) **Patent No.:** **US D580,985 S**

(45) **Date of Patent:** **** Nov. 18, 2008**

(54) **STAND AND ENCLOSURE FOR PENCIL SHARPENER**

(75) Inventors: **Stuart David Farnworth**, Westport, CT (US); **Jonathan A. Lee**, Milford, CT (US); **Javier Verdura**, Milford, CT (US)

(73) Assignee: **Acme United Corporation**, Fairfield, CT (US)

(**) Term: **14 Years**

(21) Appl. No.: **29/291,585**

(22) Filed: **Sep. 6, 2007**

Related U.S. Application Data

(63) Continuation-in-part of application No. 29/261,912, filed on Jun. 22, 2006, now Pat. No. Des. 559,324.

(51) **LOC (8) Cl.** **19-06**

(52) **U.S. Cl.** **D19/73**

(58) **Field of Classification Search** D7/378;
D19/65, 72, 73, 74, 95, 99, 100; 30/451,
30/452, 453, 454, 455, 456, 457, 458, 459,
30/460, 461, 462; 144/28, 28.11, 28.1, 28.2,
144/28.3, 28.4, 28.5, 28.6, 28.7, 28.8, 28.9,
144/28.71, 28.72

See application file for complete search history.

(56) **References Cited**

U.S. PATENT DOCUMENTS

2,785,657	A *	3/1957	Wolfson	144/28.1
D244,604	S *	6/1977	Ohta	D19/73
D251,008	S *	2/1979	Kajiwara	D19/73
D324,700	S *	3/1992	Shimoo et al.	D19/73
D349,423	S *	8/1994	Burgel	D7/378
D450,529	S *	11/2001	Smith	D7/378
D466,760	S *	12/2002	Baerenrodt et al.	D7/378

D501,759	S *	2/2005	Sands	D7/536
D532,251	S *	11/2006	Kassenaar	D7/378
D533,020	S *	12/2006	Kassenaar et al.	D7/378
D534,394	S *	1/2007	Zhiwen et al.	D7/378
D556,505	S *	12/2007	Wu	D7/378
D560,721	S *	1/2008	Joachim et al.	D19/73
2007/0183256	A1 *	8/2007	Sands	366/205

OTHER PUBLICATIONS

Westcott's iPoint Pencil Sharpener, dated 2005, a Good Design 2006 award winner (see p. 7), competition conducted by The International Industrial and Graphic Design Awards (9 pages).*

* cited by examiner

Primary Examiner—Elizabeth A. Albert

Assistant Examiner—Karen E Eldridge Powers

(74) *Attorney, Agent, or Firm*—Alix, Yale & Ristas, LLP

(57) **CLAIM**

The ornamental design for a stand and enclosure for pencil sharpener, as shown and described.

DESCRIPTION

FIG. 1 is a front view of a stand and enclosure for pencil sharpener showing our new design;

FIG. 2 is a rear elevational view thereof;

FIG. 3 is a left side elevational view thereof;

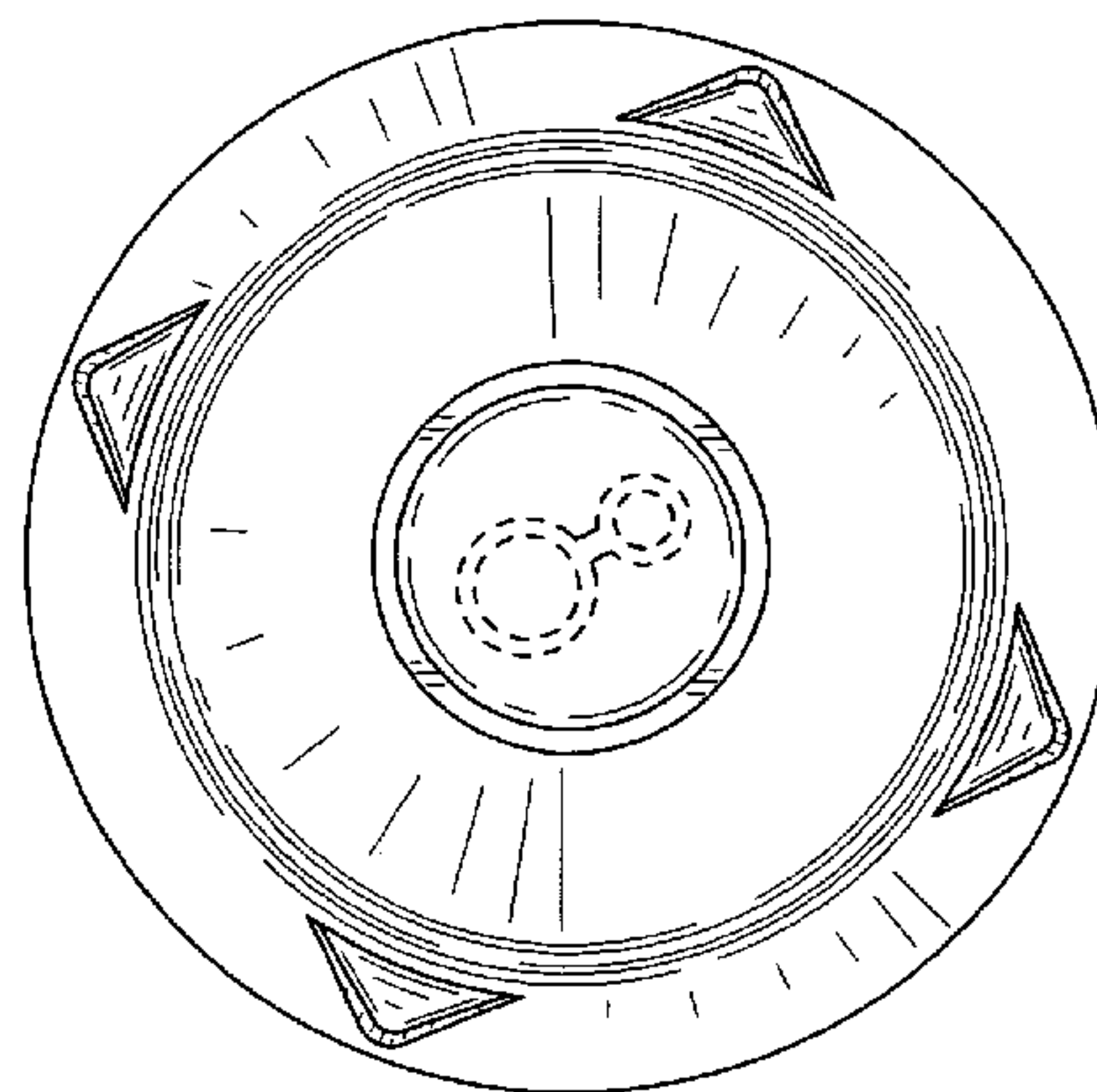

FIG. 4 is a right side elevational view thereof; and,

FIG. 5 is a top plan view thereof.

No claim is made to the bottom plan view.

The figure-8-like shape in FIG. 5 shown in broken lines is environmental matter and forms no part of the claimed design. The long-short-long broken-line circle in FIG. 5 defines the bounds of the claim.

1 Claim, 5 Drawing Sheets






FIG. 1




FIG. 2




FIG. 3




FIG. 4

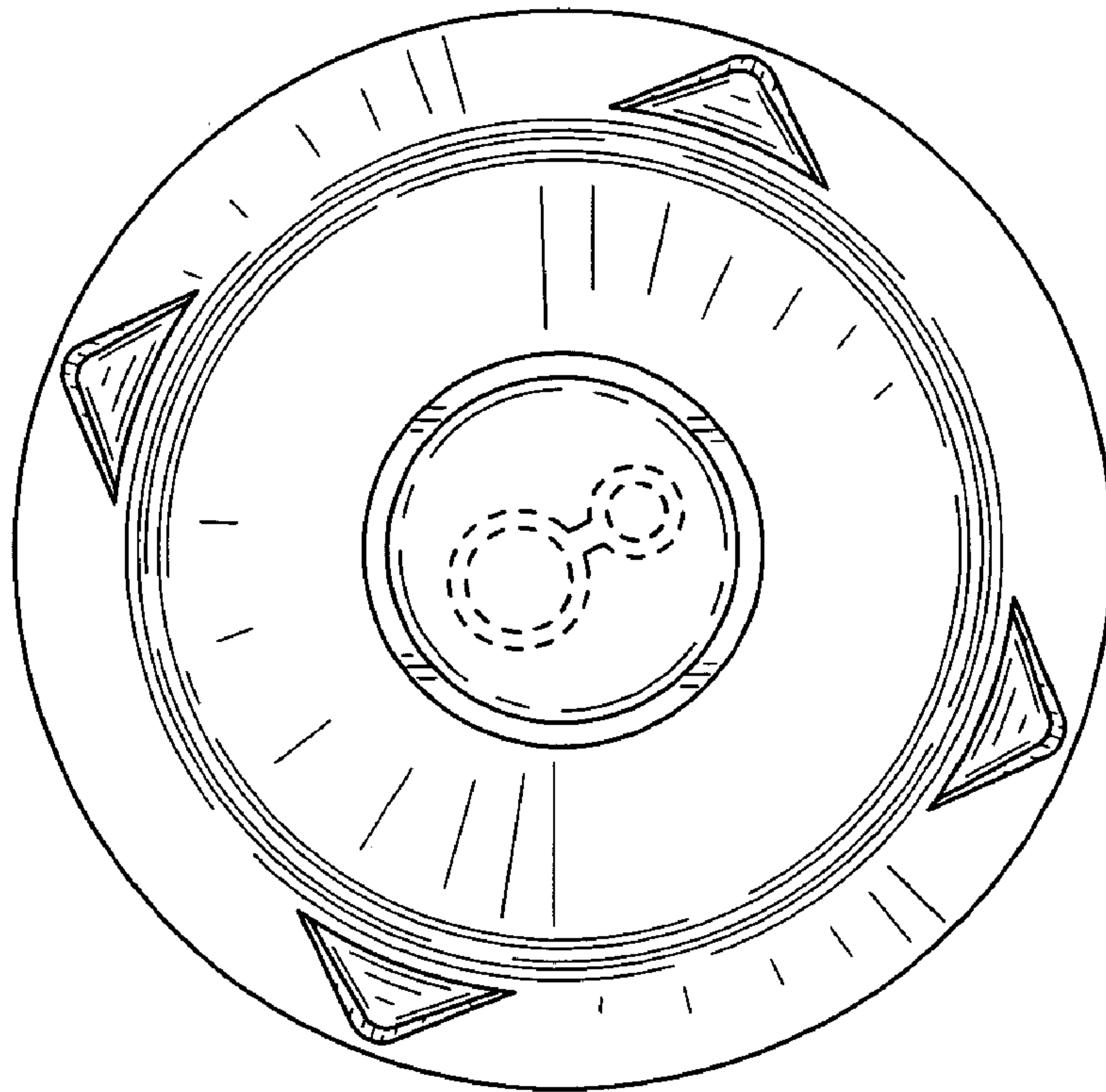


FIG. 5