



US00D580979S

(12) **United States Design Patent**
Shimizu

(10) **Patent No.:** **US D580,979 S**

(45) **Date of Patent:** **** Nov. 18, 2008**

(54) **CAP FOR A WRITING INSTRUMENT**

(75) Inventor: **Kazuhisa Shimizu**, Tokyo (JP)

(73) Assignee: **Pentel Kabushiki Kaisha** (JP)

(**) Term: **14 Years**

(21) Appl. No.: **29/288,750**

(22) Filed: **Jun. 21, 2007**

(30) **Foreign Application Priority Data**

Jan. 9, 2007 (JP) 2007-000129

(51) **LOC (8) Cl.** **19-06**

(52) **U.S. Cl.** **D19/57**

(58) **Field of Classification Search** D19/35,
D19/36, 41, 42, 43, 44, 45, 46, 47, 48, 49,
D19/50, 51, 54, 55, 56, 57; 24/11 F, 11 P,
24/11 R; 401/100, 104, 105, 106, 107, 108,
401/109, 243, 244, 245, 246, 247
See application file for complete search history.

(56) **References Cited**

U.S. PATENT DOCUMENTS

1,334,332 A * 3/1920 Wahl et al. 24/11 F
D112,283 S * 11/1938 Hanle D19/48
D156,633 S * 12/1949 Krause D19/54
D160,180 S * 9/1950 Kovacs D19/49

D162,260 S * 2/1951 Thompson, Jr. D26/95
D188,135 S * 6/1960 Koenig D9/638
D432,167 S * 10/2000 Chodat D19/47
D466,007 S * 11/2002 Fabretti D9/641

FOREIGN PATENT DOCUMENTS

GB 2087441 * 1/2000

* cited by examiner

Primary Examiner—Elizabeth A. Albert

Assistant Examiner—Karen E Eldridge Powers

(74) *Attorney, Agent, or Firm*—Adams & Wilks

(57) **CLAIM**

The ornamental design for a cap for a writing instrument, as shown and described.

DESCRIPTION

FIG. 1 is a perspective view of a cap for a writing instrument showing my new design;

FIG. 2 is a front elevation view thereof;

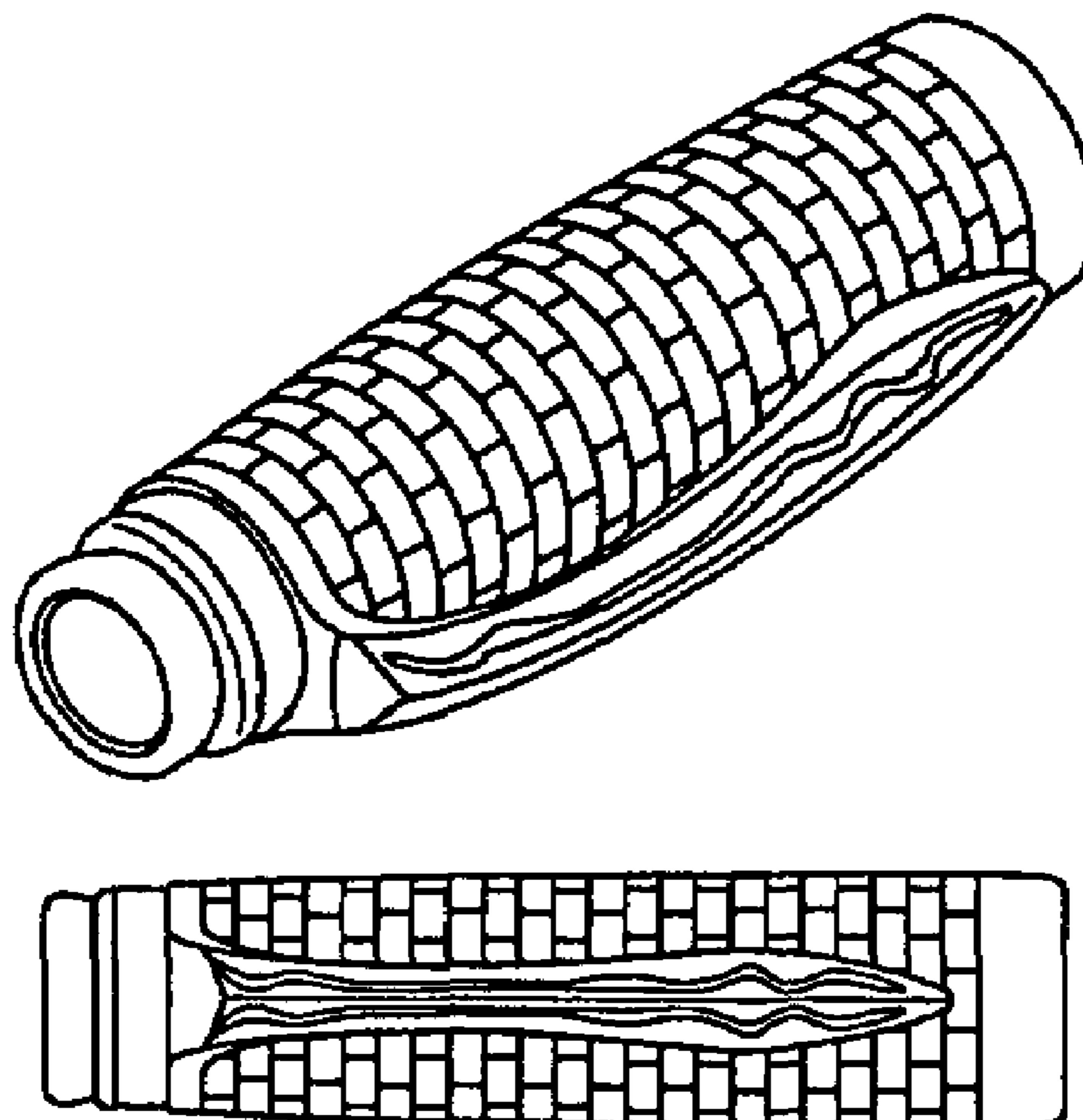
FIG. 3 is a bottom plan view thereof, the top plan view being a mirror image thereof;

FIG. 4 is a rear elevation view thereof;

FIG. 5 is a right side elevation view thereof; and,

FIG. 6 is a left side elevation view thereof.

1 Claim, 1 Drawing Sheet



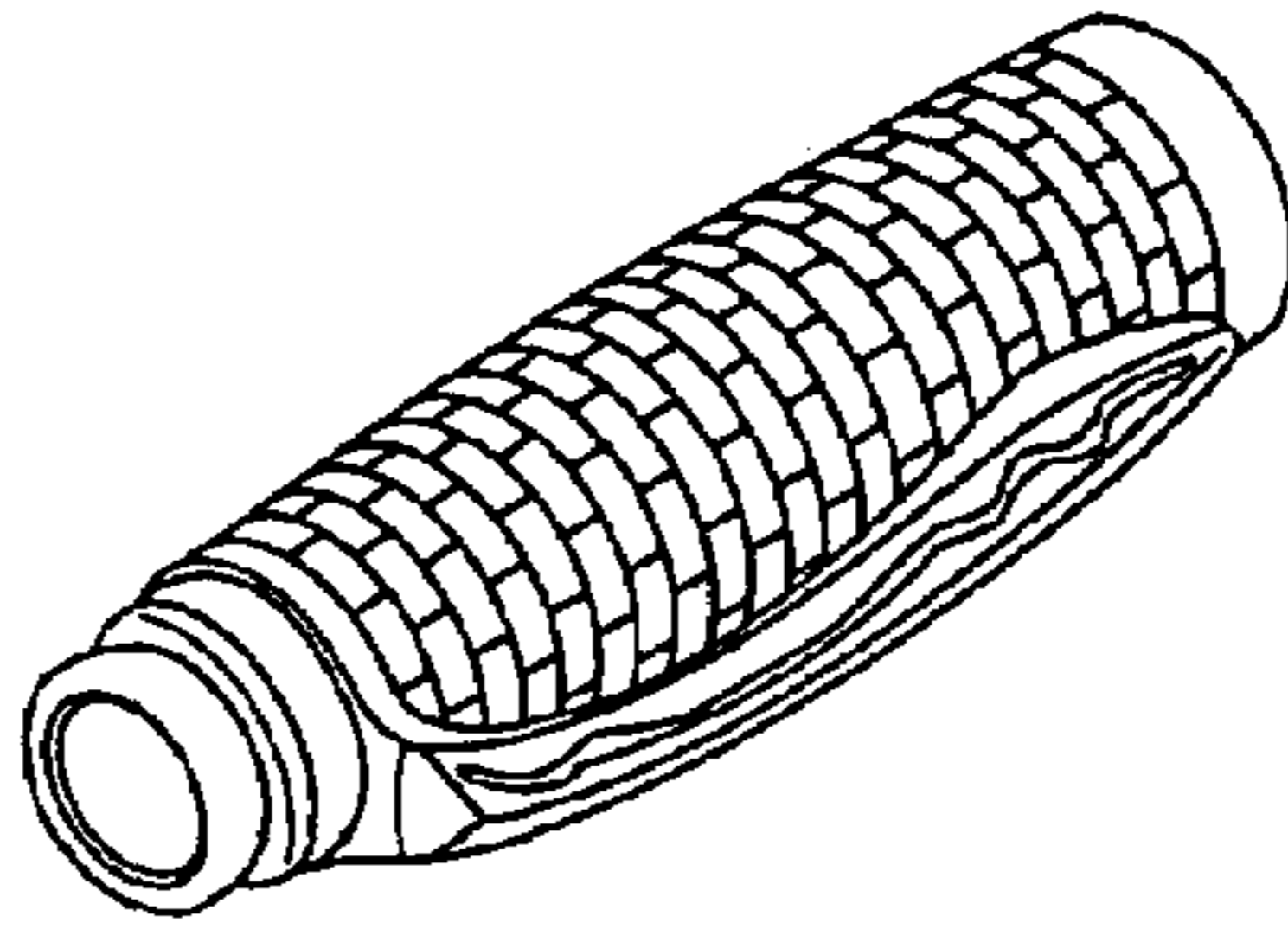


FIG. 1

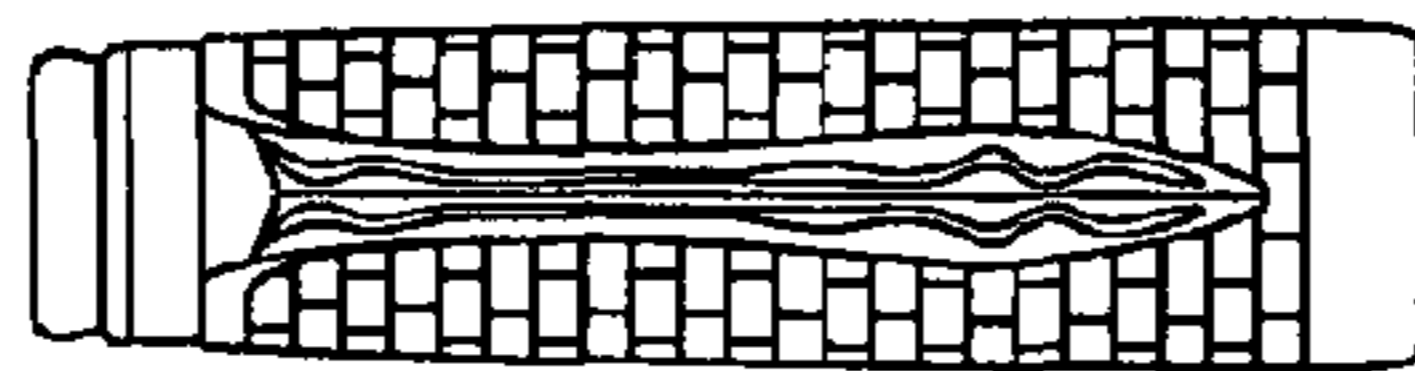


FIG. 2

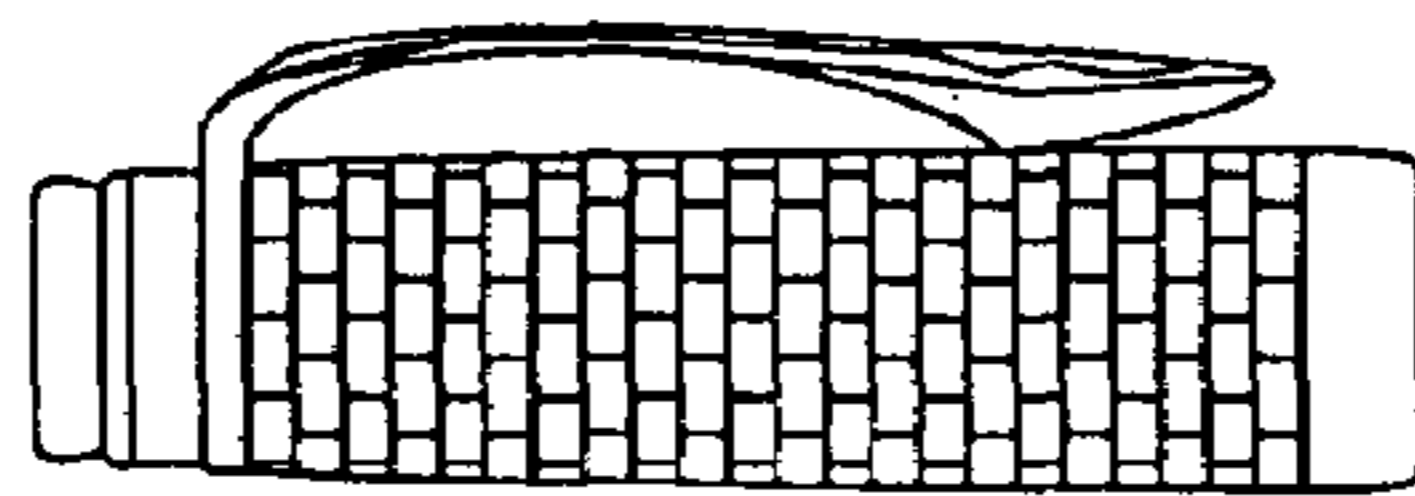


FIG. 3

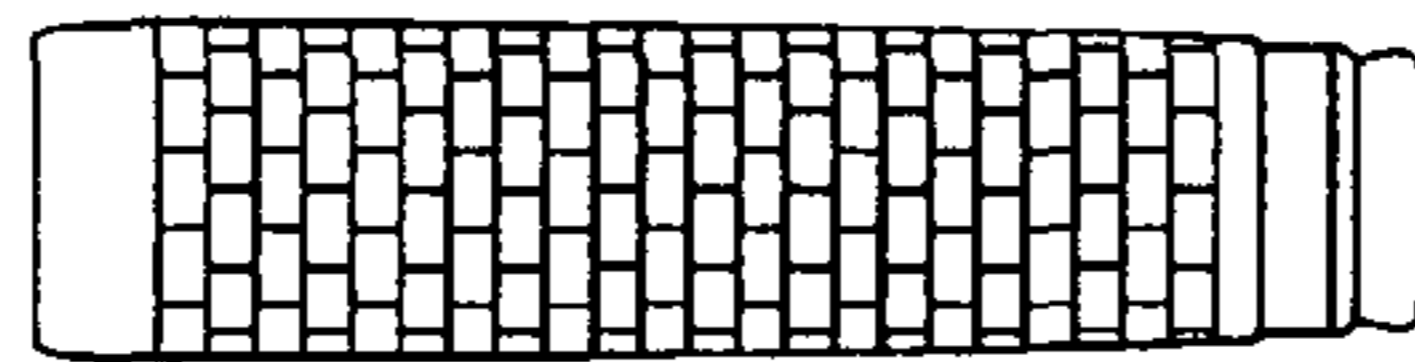


FIG. 4

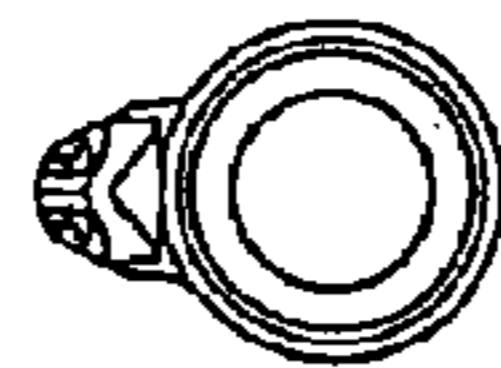


FIG. 5

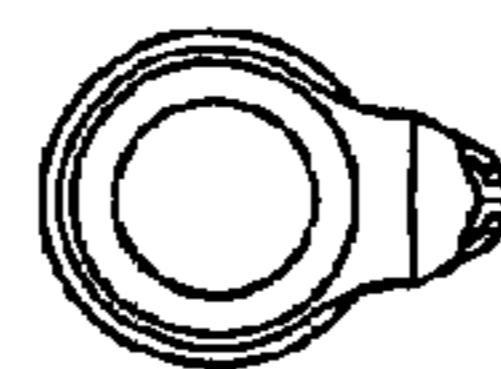


FIG. 6