

US00D580975S

(12) **United States Design Patent**
Yu et al.

(10) **Patent No.:** **US D580,975 S**
(45) **Date of Patent:** **** Nov. 18, 2008**

(54) **PEN**
(75) Inventors: **Fei Yu**, Ningbo (CN); **Jie Ge**, Ningbo (CN)
(73) Assignee: **Beifa Group Co., Ltd.**, Ningbo (CN)
(**) Term: **14 Years**
(21) Appl. No.: **29/284,674**
(22) Filed: **Sep. 13, 2007**
(30) **Foreign Application Priority Data**
Apr. 13, 2007 (CN) 2007 3 0009300

(51) **LOC (8) Cl.** **19-06**
(52) **U.S. Cl.** **D19/45**
(58) **Field of Classification Search** D19/35,
D19/36, 41-51, 53-57; 24/11 F, 11 P, 11 R;
401/52, 99, 100, 104-109, 192, 195, 196
See application file for complete search history.

(56) **References Cited**

U.S. PATENT DOCUMENTS

D242,246 S * 11/1976 Butler et al. D19/49
D258,218 S * 2/1981 Oka D19/49
D319,662 S * 9/1991 Henry D19/43
D326,868 S * 6/1992 Nitta D19/49
D399,874 S * 10/1998 Boix Gacia D19/51
D432,167 S * 10/2000 Chodat D19/47
D436,624 S 1/2001 Zier
D467,970 S * 12/2002 Pellissa Beneyto D19/43
D472,923 S * 4/2003 Wang D19/48
D501,880 S * 2/2005 Collin D19/43

D503,740 S * 4/2005 Carre D19/50
D555,727 S * 11/2007 Bruzzi D19/48
D563,470 S * 3/2008 Qiu et al. D19/48
D568,932 S 5/2008 Qiu
D568,939 S * 5/2008 Bhavnani D19/57

FOREIGN PATENT DOCUMENTS

DE EM 000773403-0010 * 8/2007

* cited by examiner

Primary Examiner—Elizabeth A Albert

(74) *Attorney, Agent, or Firm*—Christensen O'Connor Johnson Kindness PLLC

(57) **CLAIM**

The ornamental design for a pen, as shown and described.

DESCRIPTION

FIG. 1 is an upper front right perspective view of a pen showing our new design;

FIG. 2 is an exploded lower left perspective view of the pen shown in FIG. 1, with the pen tip shown in broken lines illustrating environment and forming no part of the claimed design;

FIG. 3 is a left side elevation view of the pen shown in FIG. 1;

FIG. 4 is a top plan view thereof;

FIG. 5 is a front elevation view thereof;

FIG. 6 is a right side elevation view thereof;

FIG. 7 is a bottom plan view thereof; and,

FIG. 8 is a rear elevation view thereof.

1 Claim, 3 Drawing Sheets




Fig. 1




Fig. 2

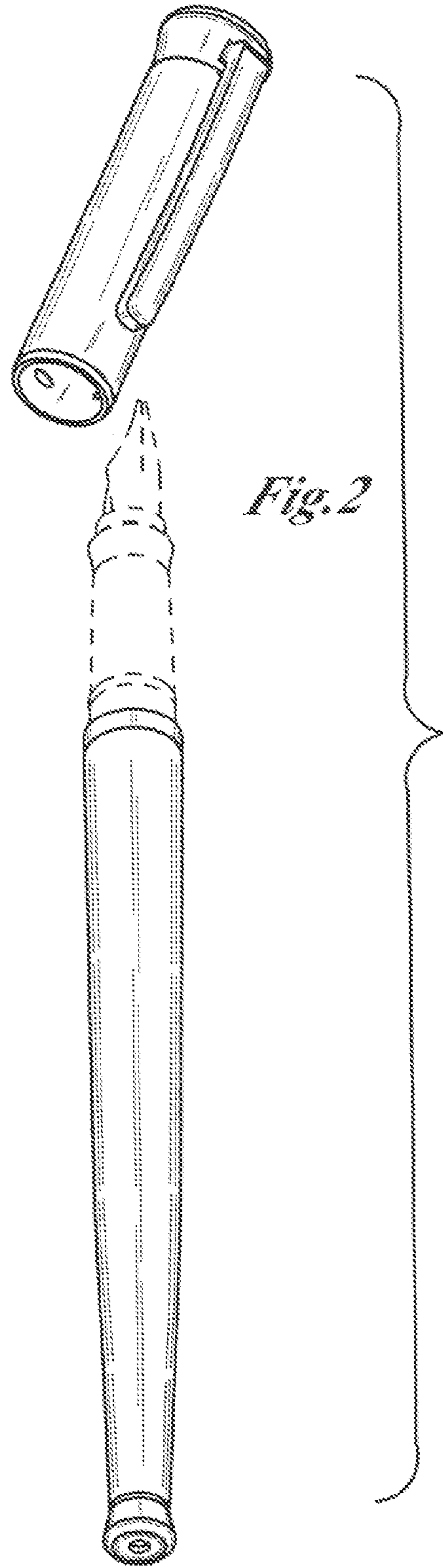


Fig. 3





Fig. 4

Fig. 5

